



US00D718848S

(12) **United States Design Patent**
Norberg et al.

(10) **Patent No.:** **US D718,848 S**
(45) **Date of Patent:** **** Dec. 2, 2014**

(54) **RADIAL HEAT CONDUCTOR**

(56) **References Cited**

(71) Applicant: **Lumen LED**, Hayward, CA (US)
(72) Inventors: **Sheldon Stewart Norberg**, Alameda, CA (US); **John Albert Massa**, Alameda, CA (US); **David R Goodson**, Castro Valley, CA (US); **Christopher Marquis**, Hayward, CA (US); **Felix Ming Han Chai**, Shenzhen (CN)

U.S. PATENT DOCUMENTS

6,400,067	B1 *	6/2002	Manning et al.	313/46
D689,631	S *	9/2013	Zhang et al.	D26/2
2012/0217861	A1 *	8/2012	Soni	313/46
2013/0107531	A1 *	5/2013	Breidenassel et al. ...	362/249.02
2014/0034279	A1 *	2/2014	Lin et al.	165/185
2014/0096934	A1 *	4/2014	Xiong et al.	165/86
2014/0153248	A1 *	6/2014	Yeh	362/294
2014/0169005	A1 *	6/2014	Lee	362/382

* cited by examiner

Primary Examiner — T. Chase Nelson

Assistant Examiner — Ania Aman

(74) *Attorney, Agent, or Firm* — Gerald R Prettyman

(**) Term: **14 Years**

(21) Appl. No.: **29/470,333**

(57) **CLAIM**

The ornamental design for a radial heat conductor, as shown and described.

(22) Filed: **Oct. 19, 2013**

DESCRIPTION

(51) **LOC (10) Cl.** **23-03**

U.S. application Ser. No. 14/058,230 filed Oct. 19, 2013 titled "Maximizing the Lighting Efficiency of LED Lamps".

(52) **U.S. Cl.**

FIG. 1 is a top plan view of a radial heat conductor, showing our new design.

USPC **D23/314**

FIG. 2 is an top perspective view of a radial heat conductor; and,


(58) **Field of Classification Search**

USPC 165/185; D26/2; D13/179; 362/249.02; D23/314, 322, 335

FIG. 3 is a side elevation view of a radial heat conductor.

See application file for complete search history.

1 Claim, 3 Drawing Sheets



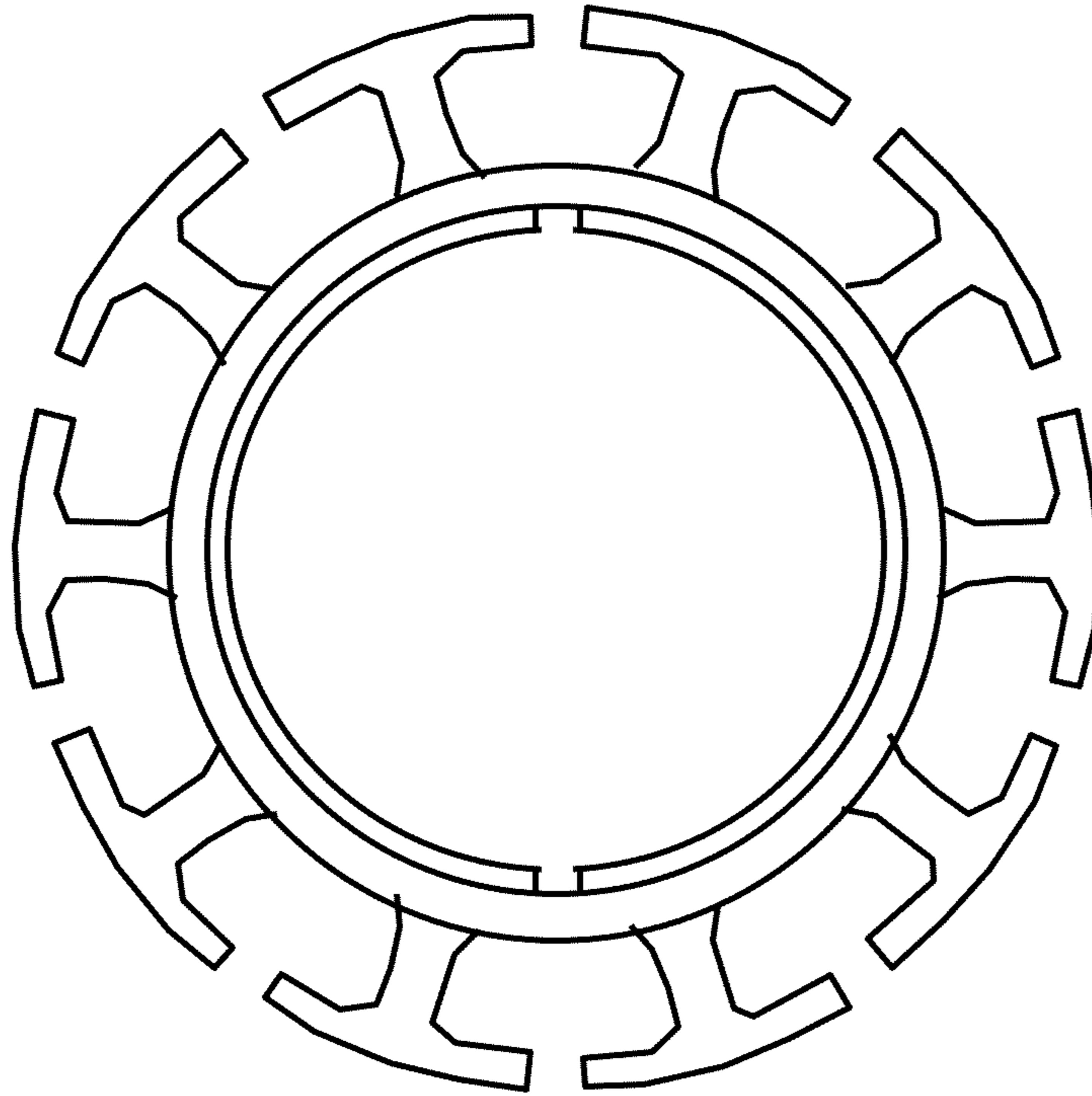


FIG. 1

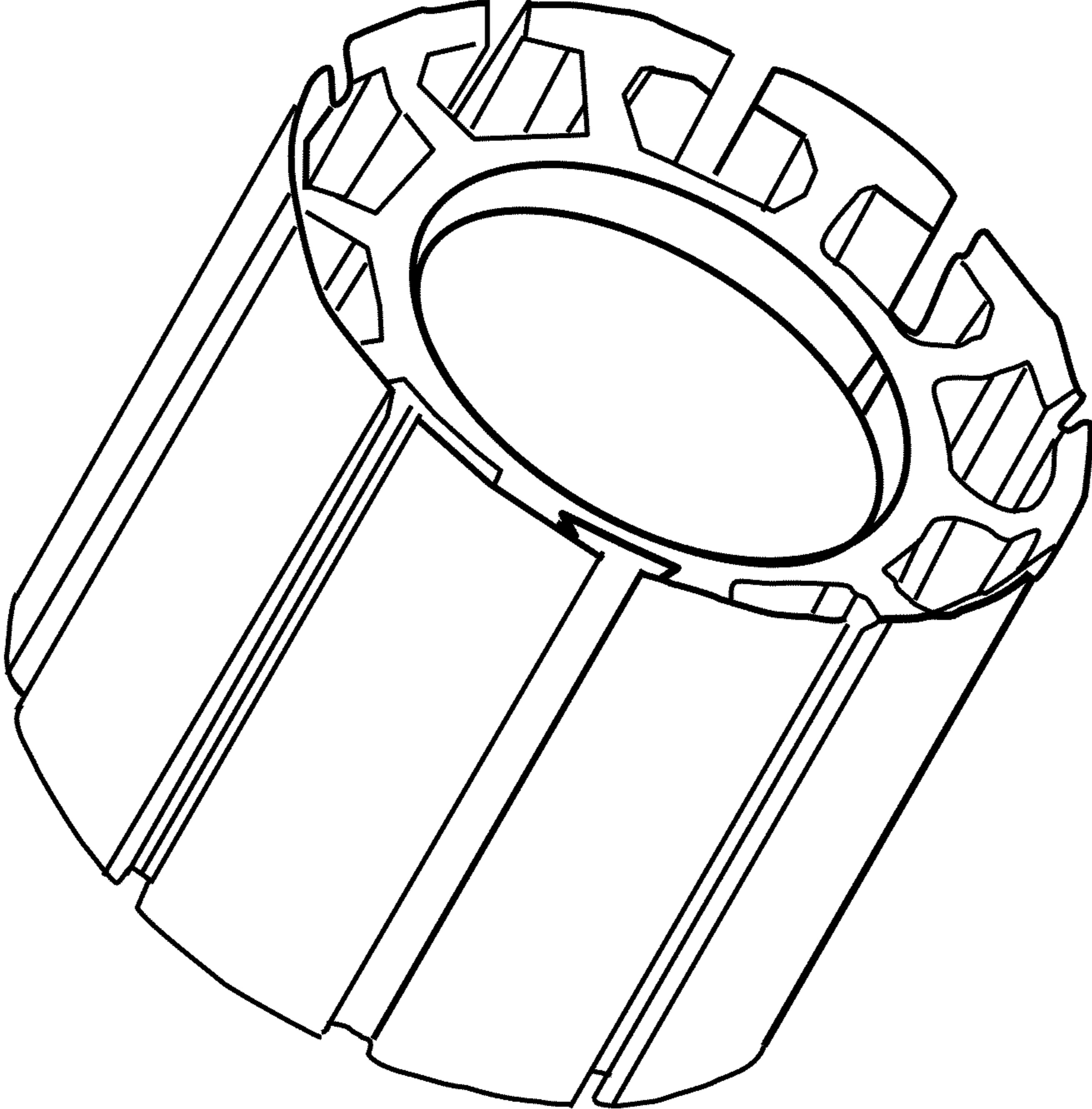


FIG. 2

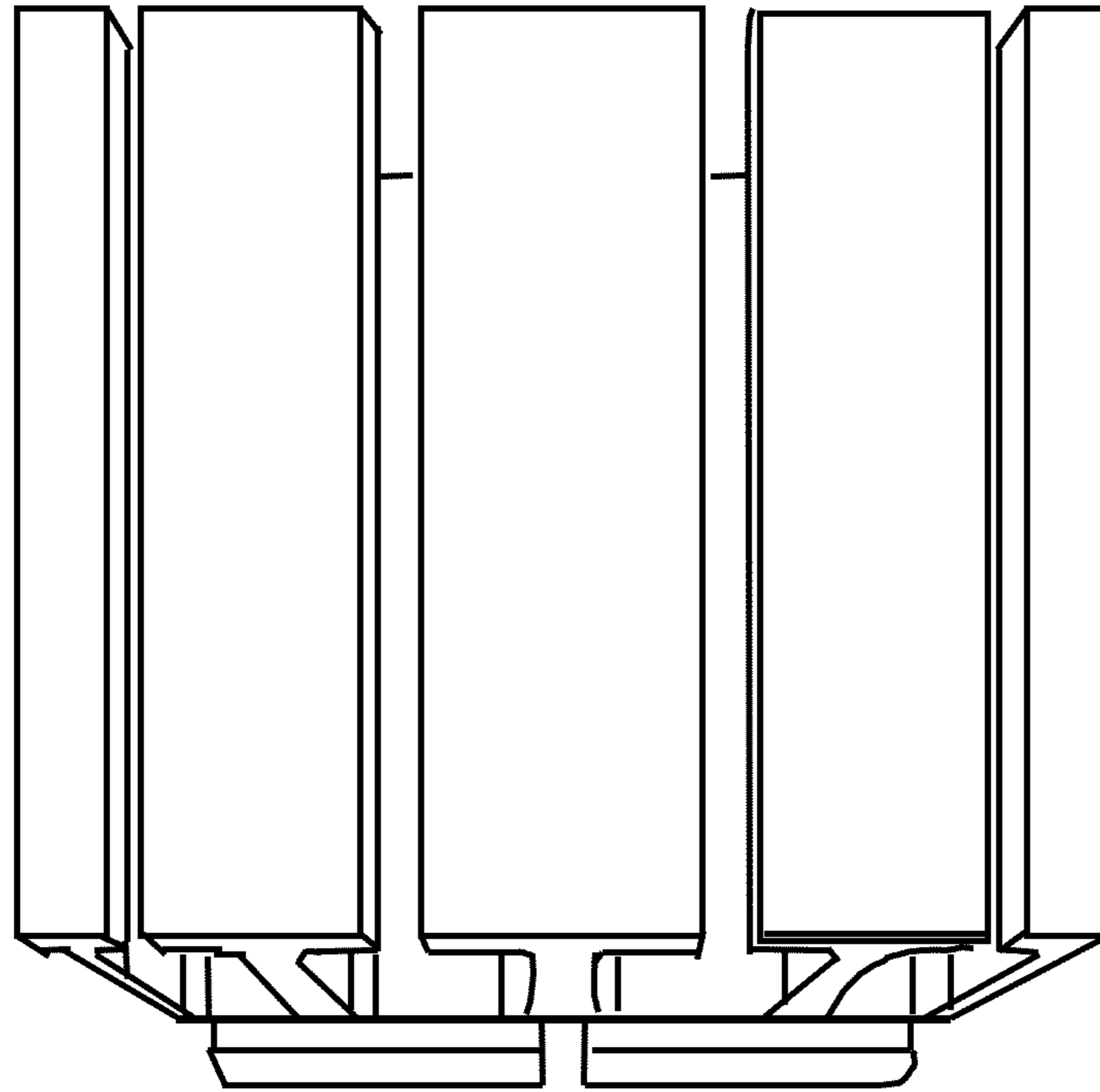


FIG. 3