



US00D718832S

(12) **United States Design Patent**
Huang

(10) **Patent No.:** **US D718,832 S**
(45) **Date of Patent:** **** Dec. 2, 2014**

(54) **FOUR SIDE RAILS EXTENDED RIFLE MOUNT**

(71) Applicant: **Qiming Huang**, Windsor (CA)

(72) Inventor: **Qiming Huang**, Windsor (CA)

(**) Term: **14 Years**

(21) Appl. No.: **29/460,004**

(22) Filed: **Jul. 6, 2013**

(51) **LOC (10) Cl.** **22-01**

(52) **U.S. Cl.**
USPC **D22/108**

(58) **Field of Classification Search**
CPC F41G 1/00; F41G 1/01; F41G 1/02;
F41G 1/06; F41G 1/065; F41G 1/08; F41G
1/10; F41G 1/12; F41G 1/14; F41G 1/30;
F41G 1/32; F41G 1/38; F41G 1/40; F41G
1/42; F41G 1/44; F41G 1/46; F41G 1/383;
F41G 1/387; F41G 1/393; F41G 3/00; F41G
3/005; F41G 3/02; F41G 3/04; F41G 3/06;
F41G 3/14; F41G 11/002; F41G 11/003;
F41G 11/004; F41G 11/005
USPC D22/108-109; D16/130, 132-134, 330;
359/399, 823, 744; 42/111, 133, 119,
42/122

See application file for complete search history.

(56) **References Cited**

U.S. PATENT DOCUMENTS

4,845,871	A *	7/1989	Swan	42/127
5,111,587	A *	5/1992	Plank	42/127
5,276,988	A *	1/1994	Swan	42/127
D410,061	S *	5/1999	Emerson	D22/110
D435,885	S *	1/2001	Wallace	D22/110
D487,792	S *	3/2004	Selvaggio	D22/110
D510,120	S *	9/2005	Ding	D22/110
D513,299	S *	12/2005	Ding	D22/110
D561,864	S *	2/2008	Rigler	D22/110
D577,094	S *	9/2008	Wallace	D22/109
7,430,829	B2 *	10/2008	Murello	42/124

* cited by examiner

Primary Examiner — Michael A Pratt

(57) **CLAIM**

The ornamental design for a four side rails extended rifle mount, as shown and described in following figures.

DESCRIPTION

FIG. 1 is a top isometric perspective view of a four side rails extended rifle mount showing my present invention and embodiment;

FIG. 2 is a left view of FIG. 1

FIG. 3 is a right view of FIG. 1

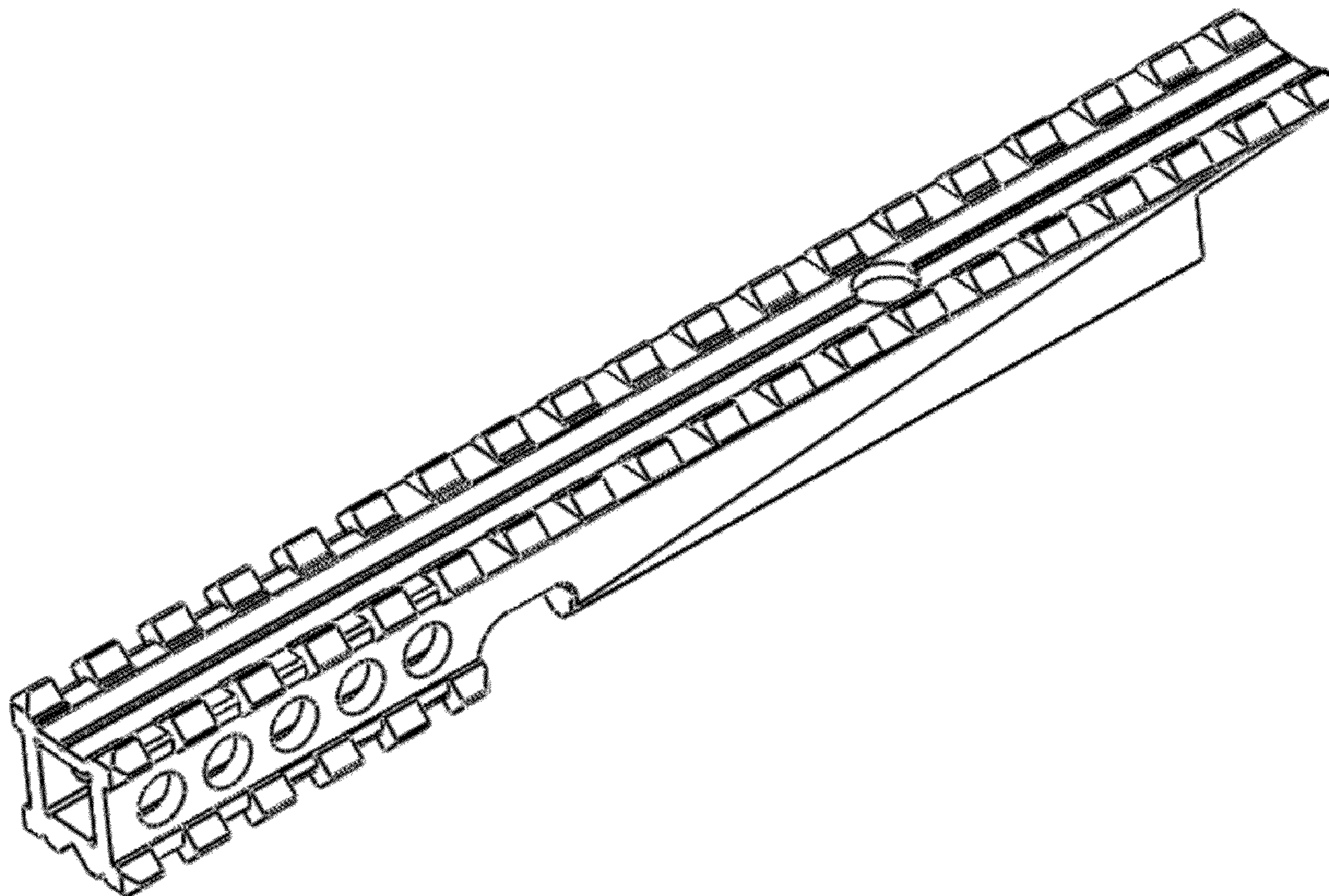
FIG. 4 is a front view of FIG. 1

FIG. 5 is a rear view of FIG. 1

FIG. 6 is a top view of FIG. 1; and,

FIG. 7 is a bottom view of FIG. 1.

1 Claim, 7 Drawing Sheets



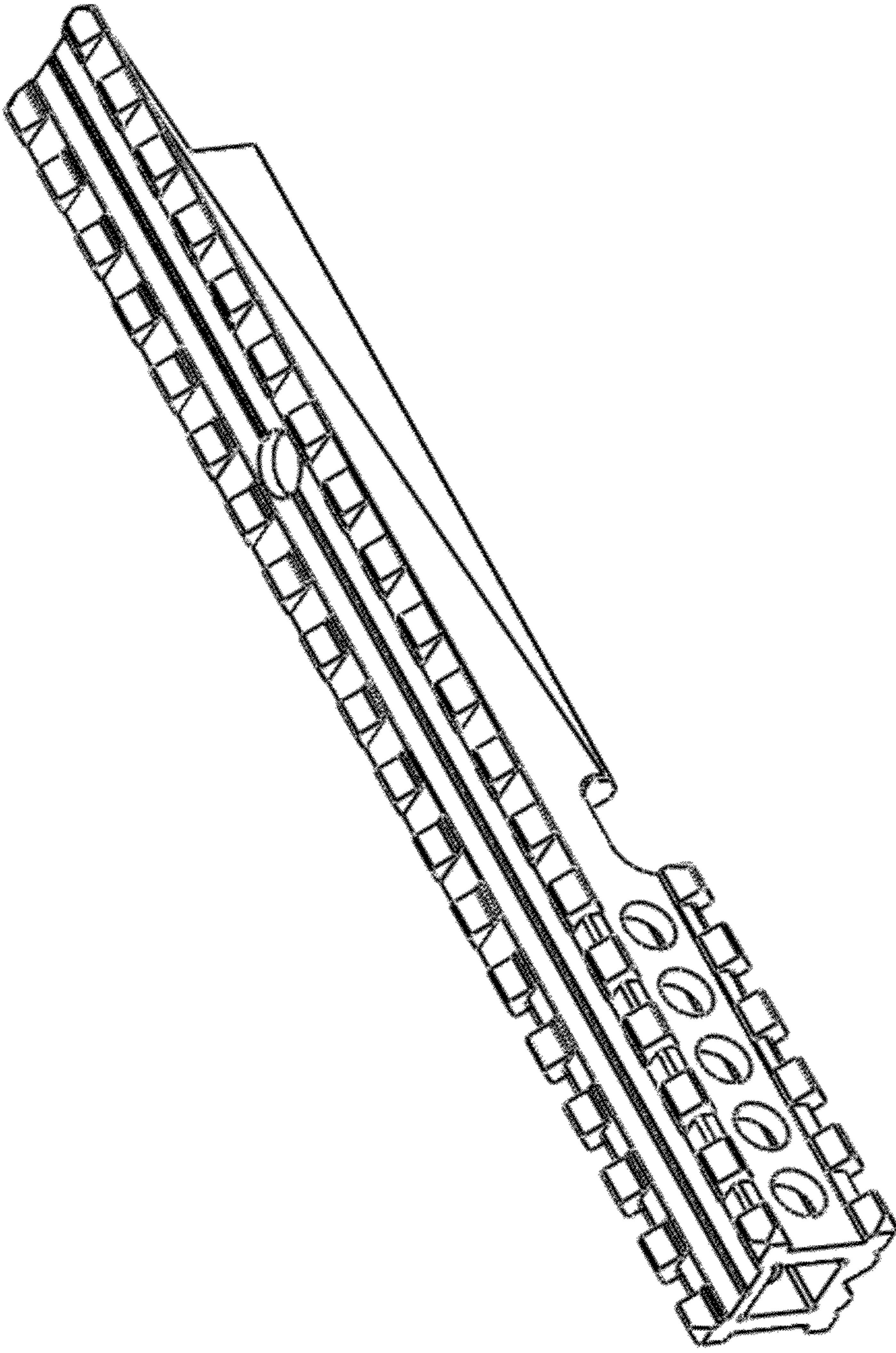


Fig. 1

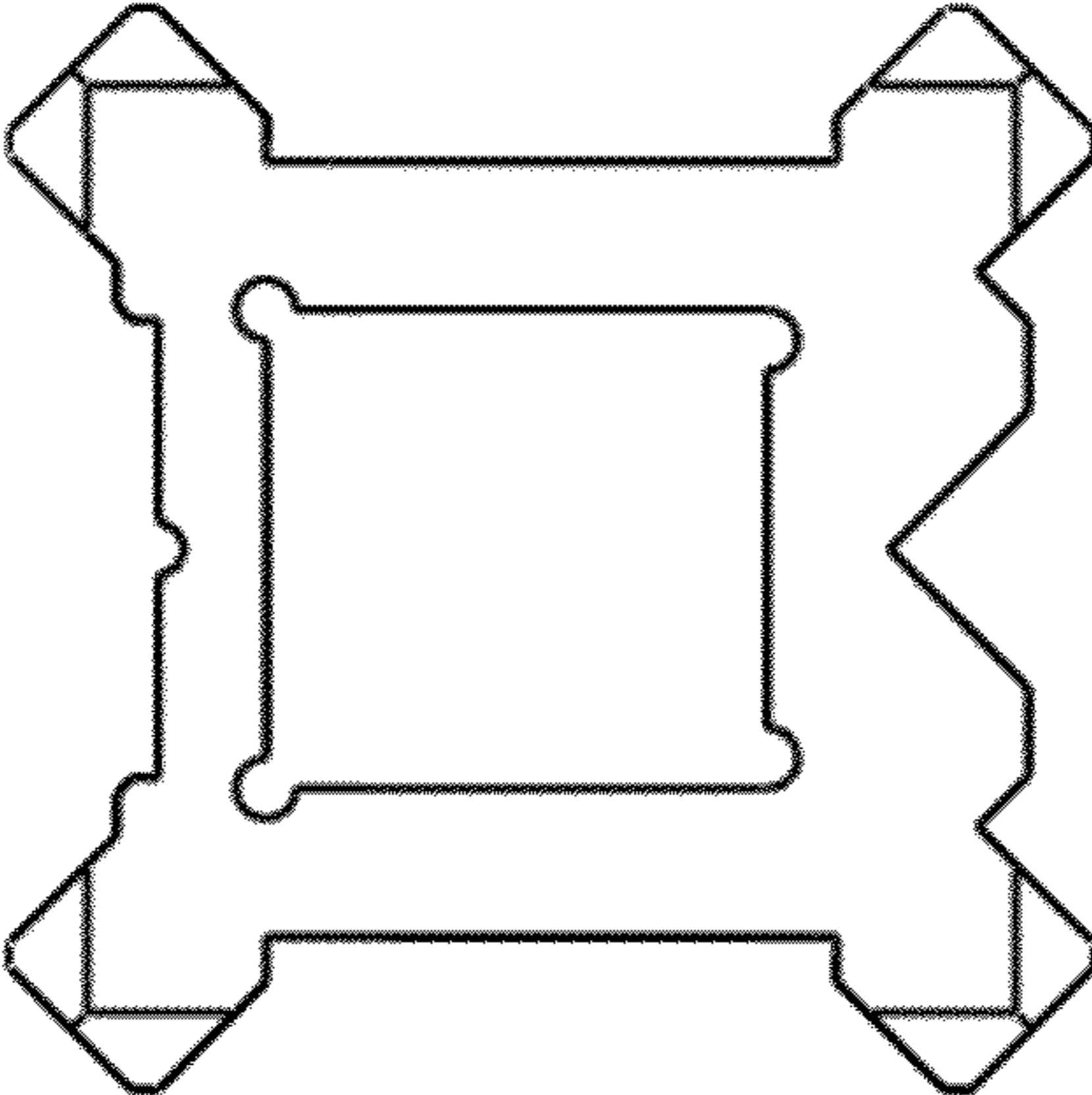


Fig. 2

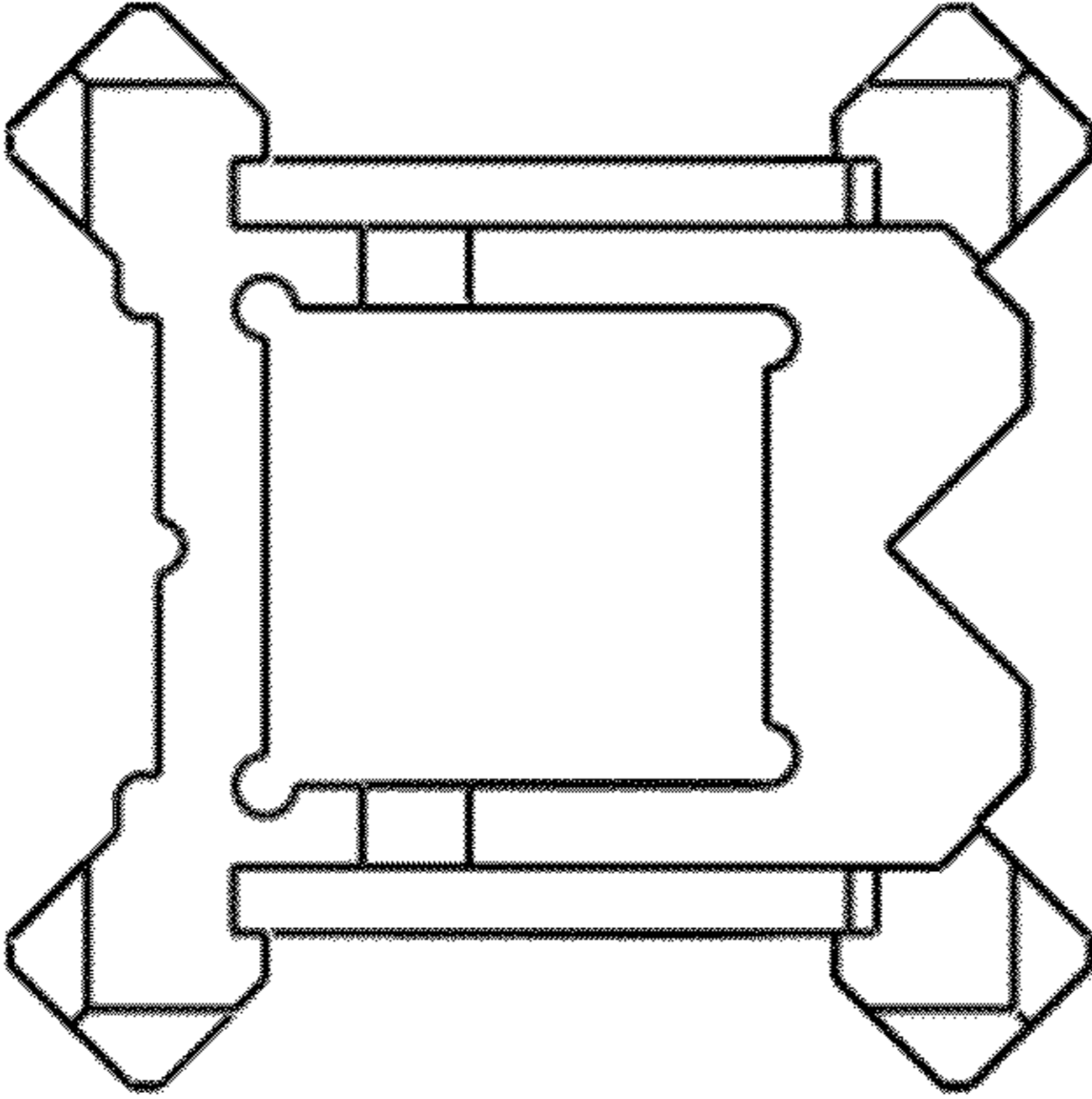


Fig. 3

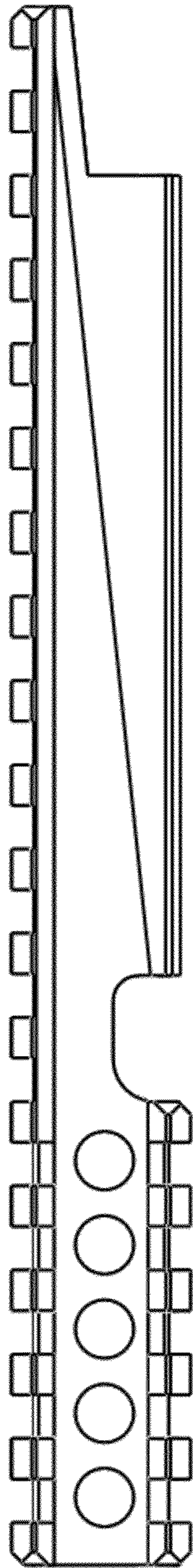


Fig. 4

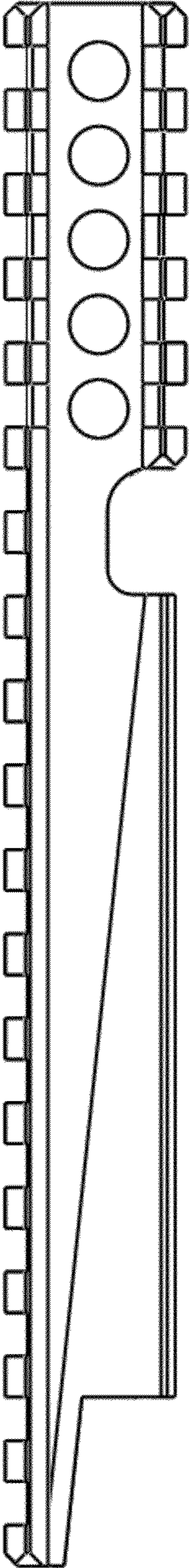


Fig. 5




Fig. 6




Fig. 7