



US00D718830S

(12) **United States Design Patent**  
**Barnett**

(10) **Patent No.:** **US D718,830 S**  
(45) **Date of Patent:** **\*\* Dec. 2, 2014**

- (54) **CROSSBOW**
- (71) Applicant: **Barnett Outdoors, LLC**, Tarpon Springs, FL (US)
- (72) Inventor: **David A. Barnett**, Tarpon Springs, FL (US)
- (73) Assignee: **Barnett Outdoors, LLC**, Tarpon Springs, FL (US)
- (\*\*) Term: **14 Years**
- (21) Appl. No.: **29/459,617**
- (22) Filed: **Jul. 2, 2013**
- (51) **LOC (10) Cl.** ..... **22-01**
- (52) **U.S. Cl.**  
USPC ..... **D22/107**
- (58) **Field of Classification Search**  
CPC ..... F41C 23/00; F41C 23/02; F41C 23/04;  
F41C 23/06; F41C 23/08; F41C 23/10;  
F41C 23/12; F41C 23/14; F41C 23/16;  
F41C 23/18; F41C 23/20; F41C 23/22  
USPC ..... D22/107; 124/23.1, 25.6, 86, 88;  
D21/572  
See application file for complete search history.

D366,514	S *	1/1996	Hochstrate et al.	.....	D22/108
D512,109	S *	11/2005	Orr	.....	D21/573
7,493,718	B2 *	2/2009	Gorzen	.....	42/74
7,810,480	B2 *	10/2010	Shepley et al.	.....	124/25
8,191,541	B2 *	6/2012	Shaffer et al.	.....	124/25
8,627,811	B1 *	1/2014	Darlington	.....	124/25
8,701,641	B2 *	4/2014	Biafore, Jr.	.....	124/25
8,701,642	B2 *	4/2014	Biafore et al.	.....	124/25
2004/0107621	A1 *	6/2004	Segalle	.....	42/71.02
2010/0116260	A1 *	5/2010	Malucelli	.....	124/25.6
2011/0030666	A1 *	2/2011	Darlington	.....	124/25
2012/0298087	A1 *	11/2012	Trpkovski	.....	124/25
2014/0069402	A1 *	3/2014	McPherson	.....	124/25

\* cited by examiner

*Primary Examiner* — Michael A Pratt

(74) *Attorney, Agent, or Firm* — Jones Walker LLP

(56) **References Cited**  
U.S. PATENT DOCUMENTS

3,890,729	A *	6/1975	Frisoli	.....	42/7
5,092,070	A *	3/1992	Perkins	.....	42/71.02
D347,256	S *	5/1994	Strayer et al.	.....	D22/108

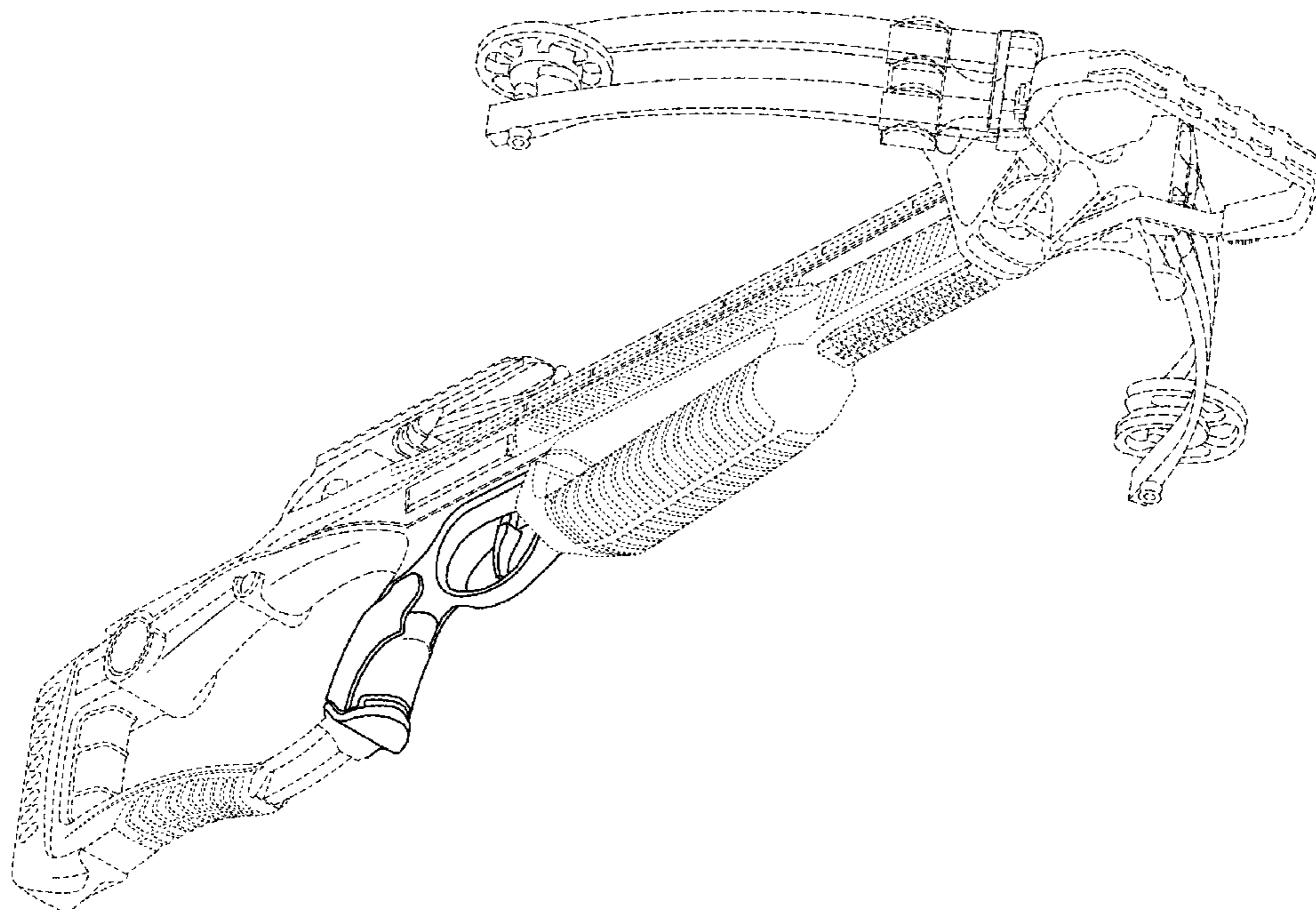
(57) **CLAIM**

I claim the ornamental design for a crossbow, as shown and described.

**DESCRIPTION**

FIG. 1 is a perspective, bottom view of my new design;  
FIG. 2 is a perspective, side view thereof;  
FIG. 3 is a bottom view thereof;  
FIG. 4 is a front view thereof;  
FIG. 5 is a right side view thereof; and,  
FIG. 6 is a left side view thereof.  
The broken lines in FIGS. 1-6 are for illustrative purposes and form no part of the claimed design.

**1 Claim, 5 Drawing Sheets**



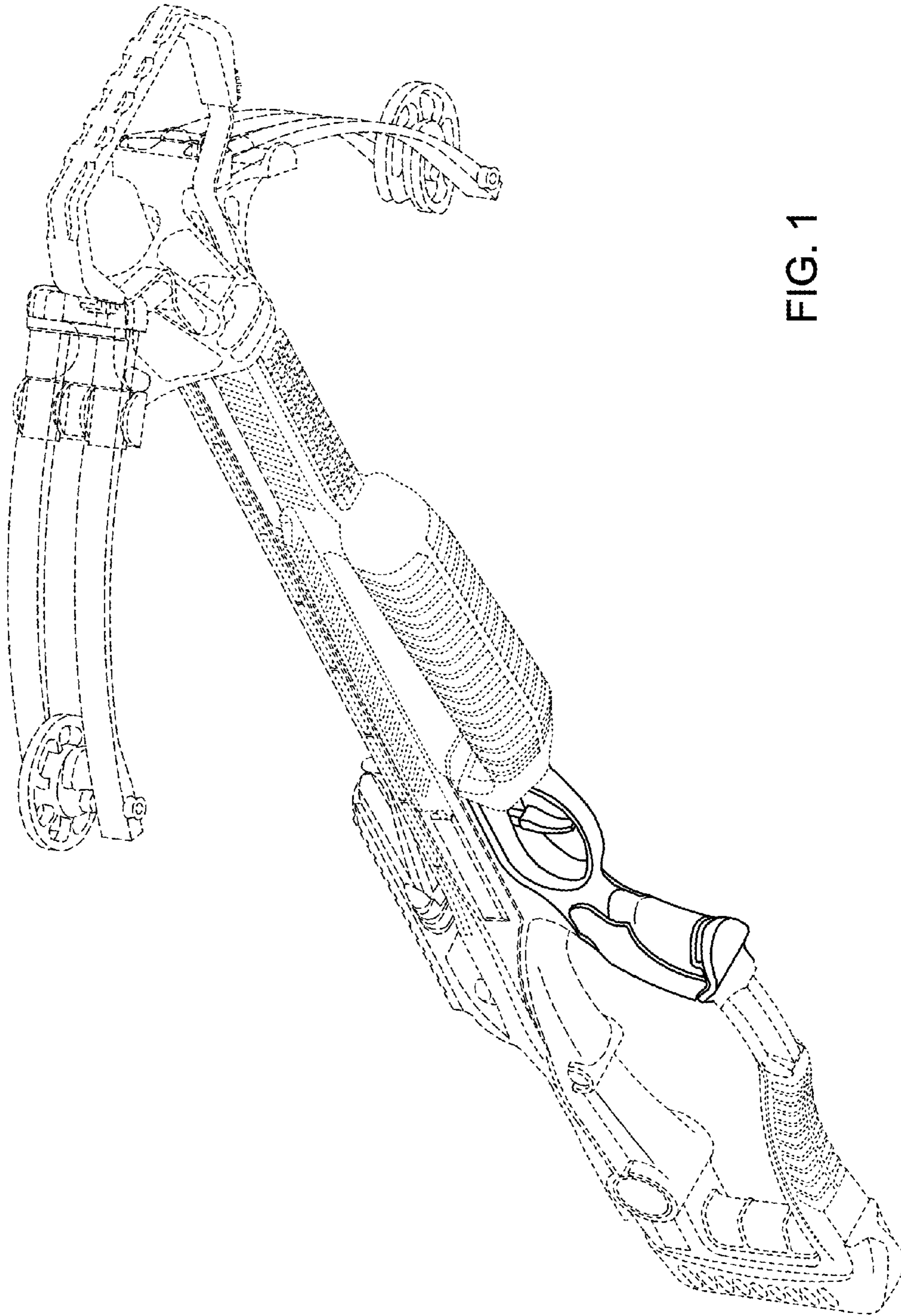


FIG. 1

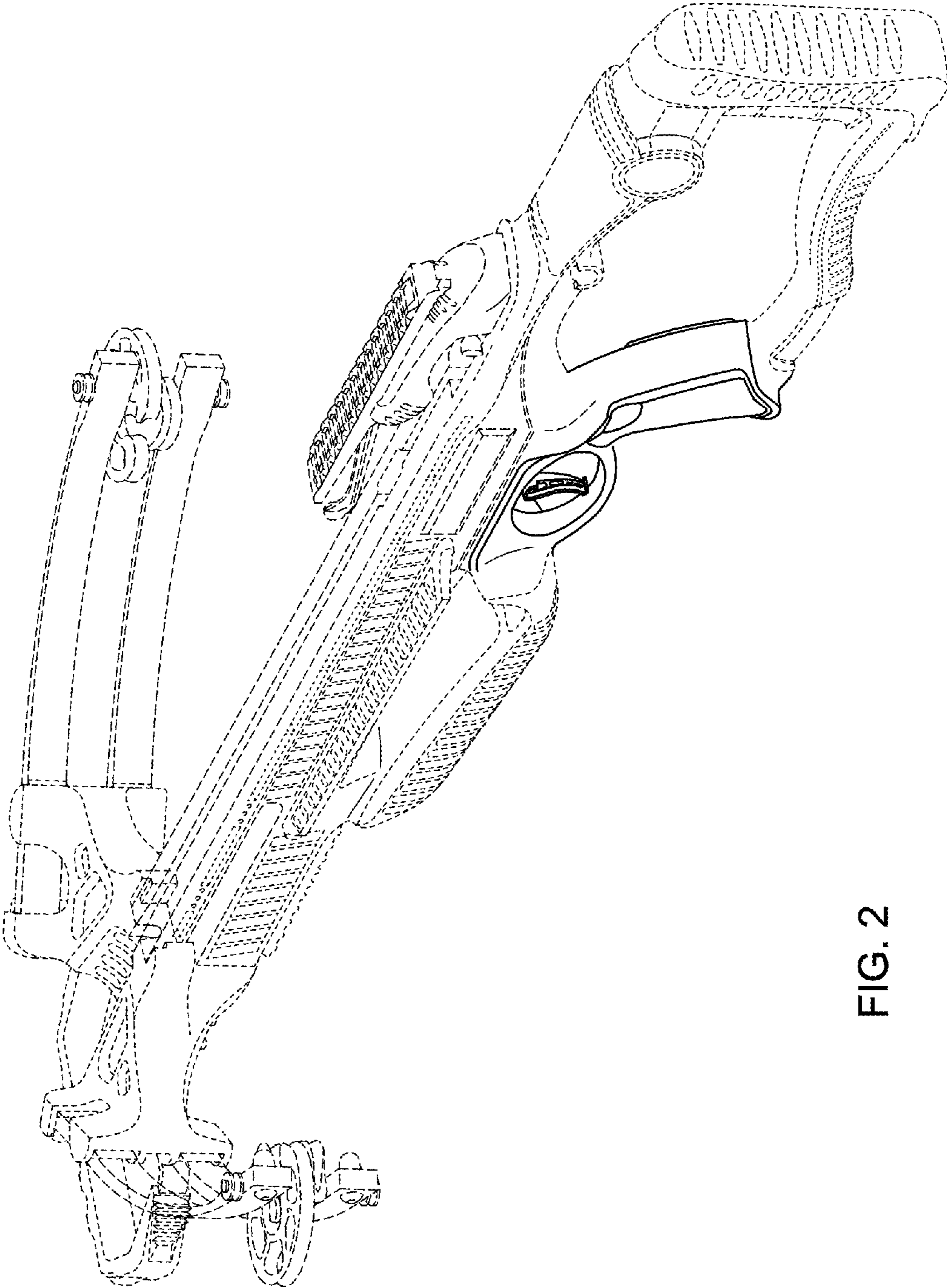


FIG. 2

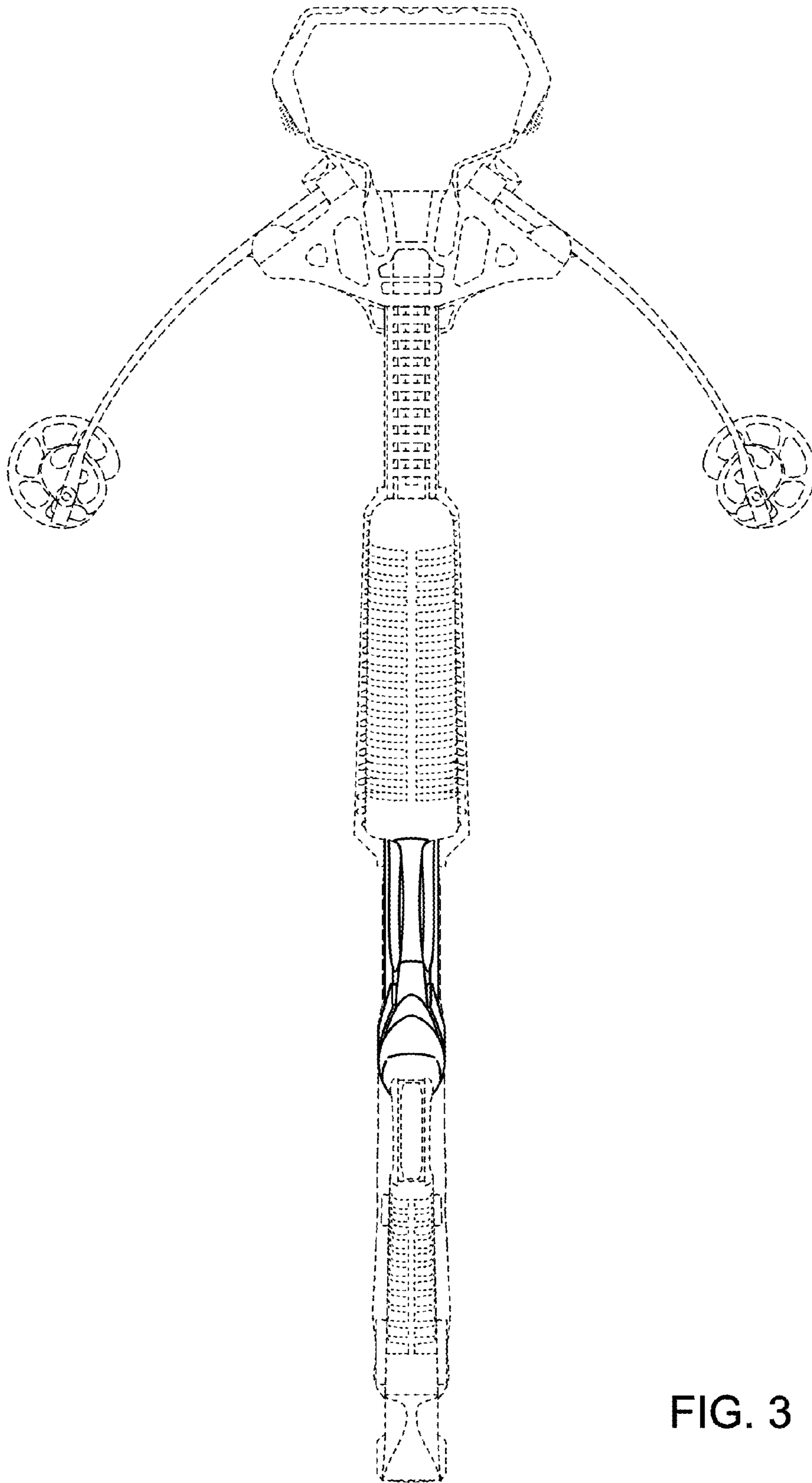


FIG. 3

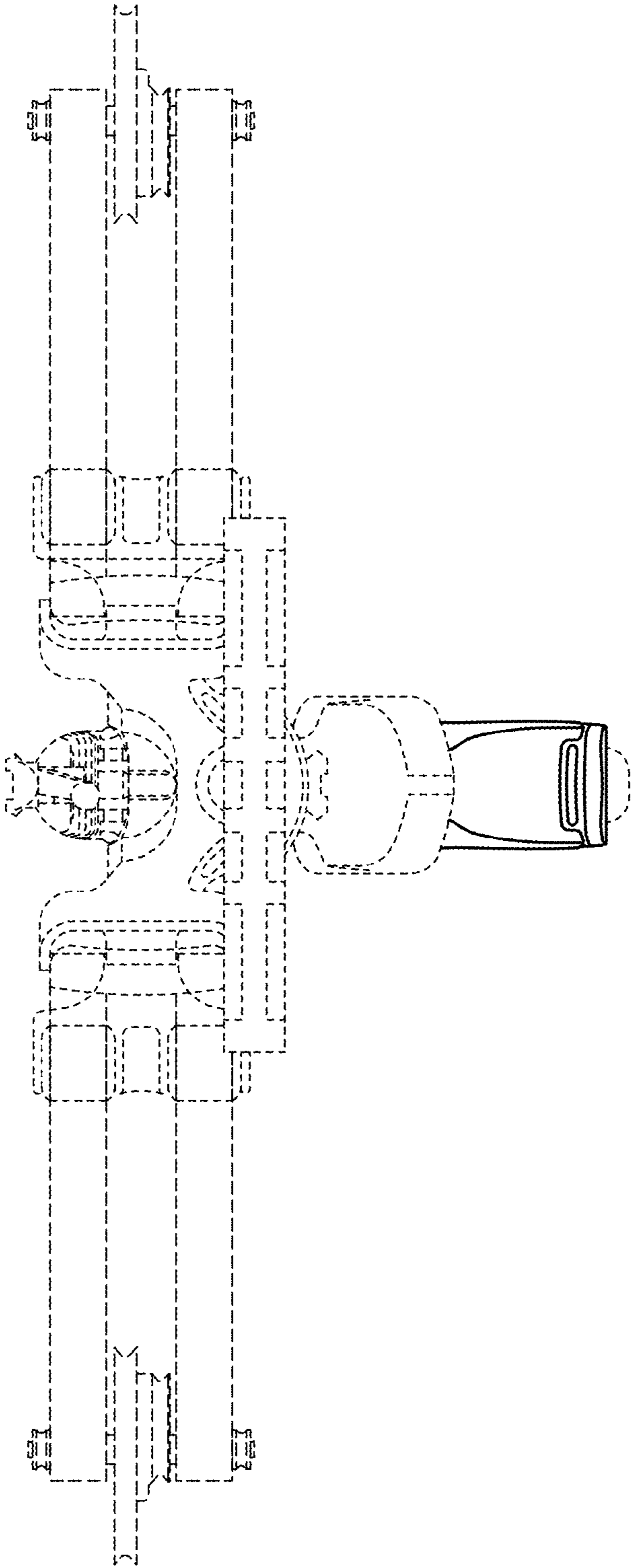


FIG. 4




FIG. 5

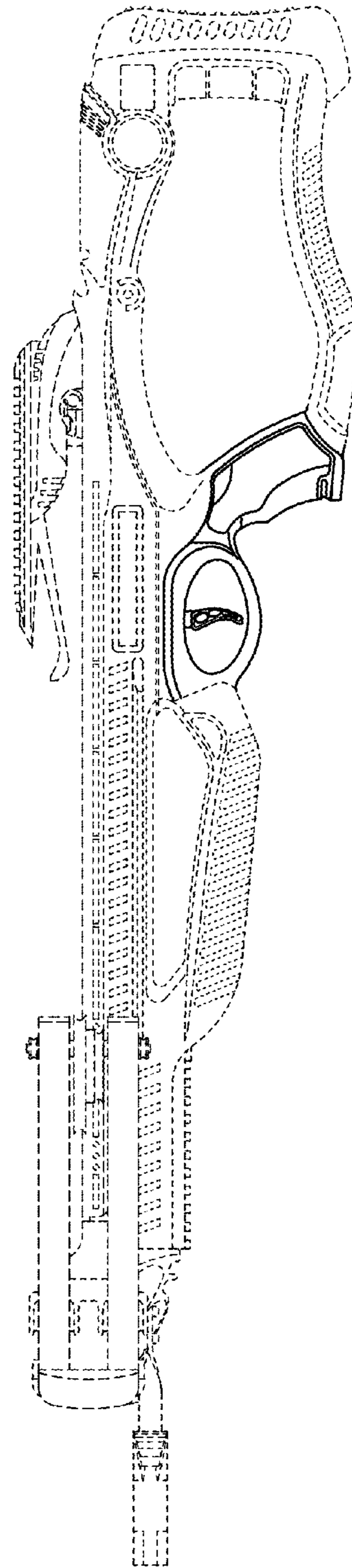


FIG. 6