



US00D718825S

(12) **United States Design Patent**
Ross

(10) **Patent No.:** **US D718,825 S**
(45) **Date of Patent:** **** Dec. 2, 2014**

(54) **MEDICINE BALL**

(71) Applicant: **Exemplar Design, LLC**, Mason, OH (US)

(72) Inventor: **Adam L. Ross**, Mason, OH (US)

(73) Assignee: **Exemplar Design, LLC**, Mason, OH (US)

(**) Term: **14 Years**

(21) Appl. No.: **29/459,398**

(22) Filed: **Jun. 28, 2013**

(51) **LOC (10) Cl.** **21-02**

(52) **U.S. Cl.**
USPC **D21/662; D21/713**

(58) **Field of Classification Search**
CPC A63B 41/08; A63B 41/00; A63B 2243/0025; A63B 2225/62; A63B 21/0603; A63B 21/075; A63B 43/00; A63B 43/04; A63B 2041/005; A63B 2243/0095; A63B 23/0211

USPC D21/662, 678, 80, 707, 709, 713, 716, D21/719, 781; 482/20, 50, 93, 96, 105, 110, 482/121, 129-131, 140; 473/593, 594, 473/596-598, 601-605, 608-610

See application file for complete search history.

(56) **References Cited**

U.S. PATENT DOCUMENTS

1,660,378	A *	2/1928	Dieterle	473/597
D384,715	S *	10/1997	Hemphill	D21/713
D393,030	S *	3/1998	Mills	D21/713
D416,962	S *	11/1999	Thurman	D21/713
D445,155	S *	7/2001	Lee	D21/713
D613,355	S *	4/2010	van Oorschot	D21/713
D663,793	S *	7/2012	Guarrasi	D21/662

D683,800	S *	6/2013	Ebio	D21/662
D697,566	S *	1/2014	Smith	D21/713
D698,875	S *	2/2014	Childs	D21/662
2003/0008736	A1 *	1/2003	Hung	473/598
2003/0203779	A1 *	10/2003	Avis	473/604
2006/0199684	A1 *	9/2006	Kelly	473/599

OTHER PUBLICATIONS

Dynamax Medicine Balls advertisement from www.medicineballs.com/shop—date retrieved on Aug. 20, 2013.

UltraFit Evolution Medicine Balls advertisement on www.gopherperformance.com/products/item_detail.cfm?item_id=8882&web_source=adbox&web_medium=homepage&web_term=medball&web_campaign=jan13image—retrieved on Aug. 20, 2013.

* cited by examiner

Primary Examiner — George D Kirschbaum

Assistant Examiner — Jennifer Watkins

(74) *Attorney, Agent, or Firm* — Baker & Hostetler LLP

(57) **CLAIM**


I claim the ornamental design for a medicine ball, as shown and described herein.

DESCRIPTION

FIG. 1 is a perspective view of a medicine ball showing my new design;
FIG. 2 is a front view thereof;
FIG. 3 is a back view thereof;
FIG. 4 is a first side view thereof;
FIG. 5 is another side view thereof, opposing the first side view;
FIG. 6 is a top view thereof; and,
FIG. 7 is a bottom view thereof.

The broken line showing of a medicine ball is for the purpose of illustrating stitching which forms no part of the claimed design.

1 Claim, 7 Drawing Sheets






FIG. 1

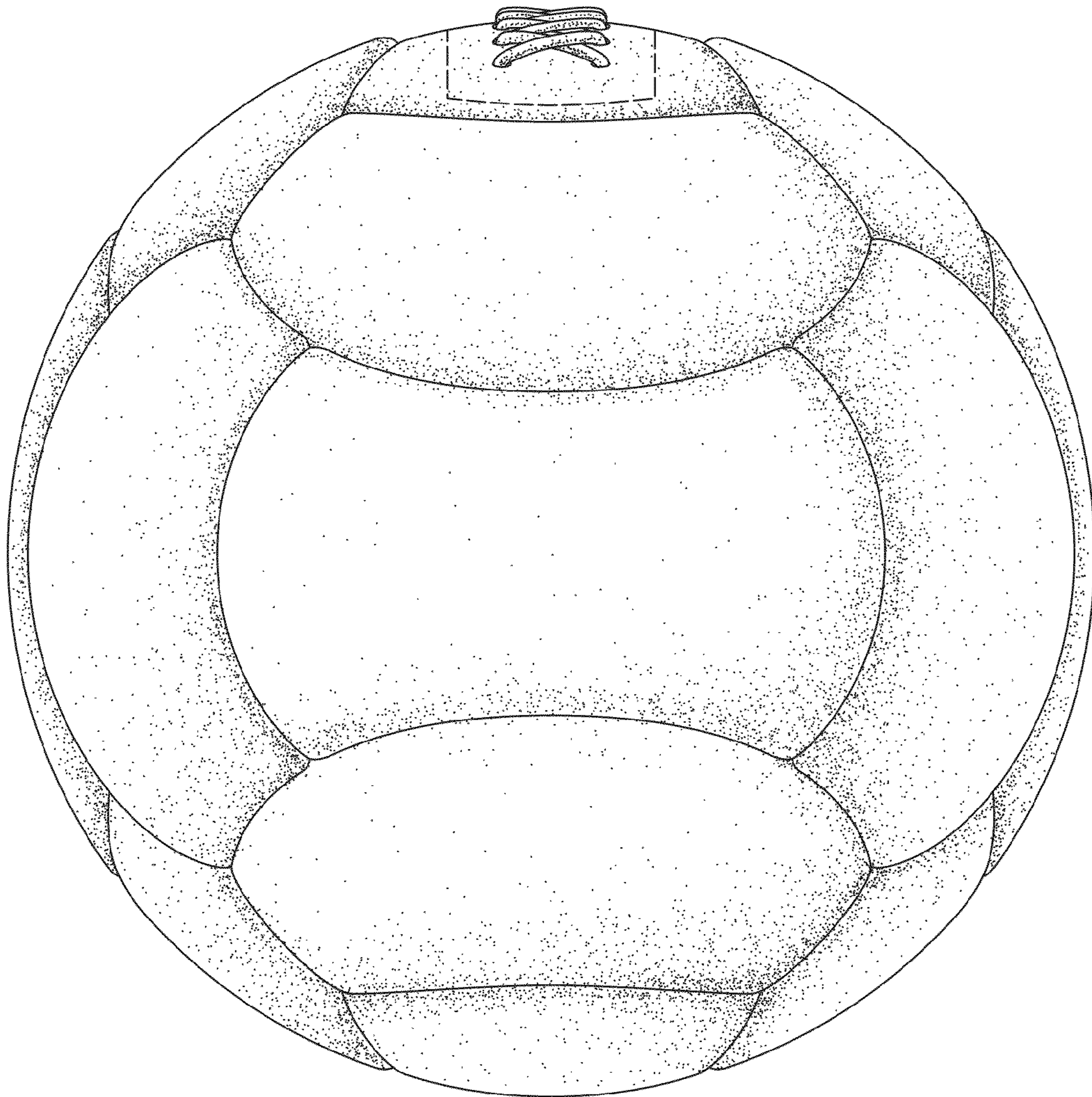


FIG. 2

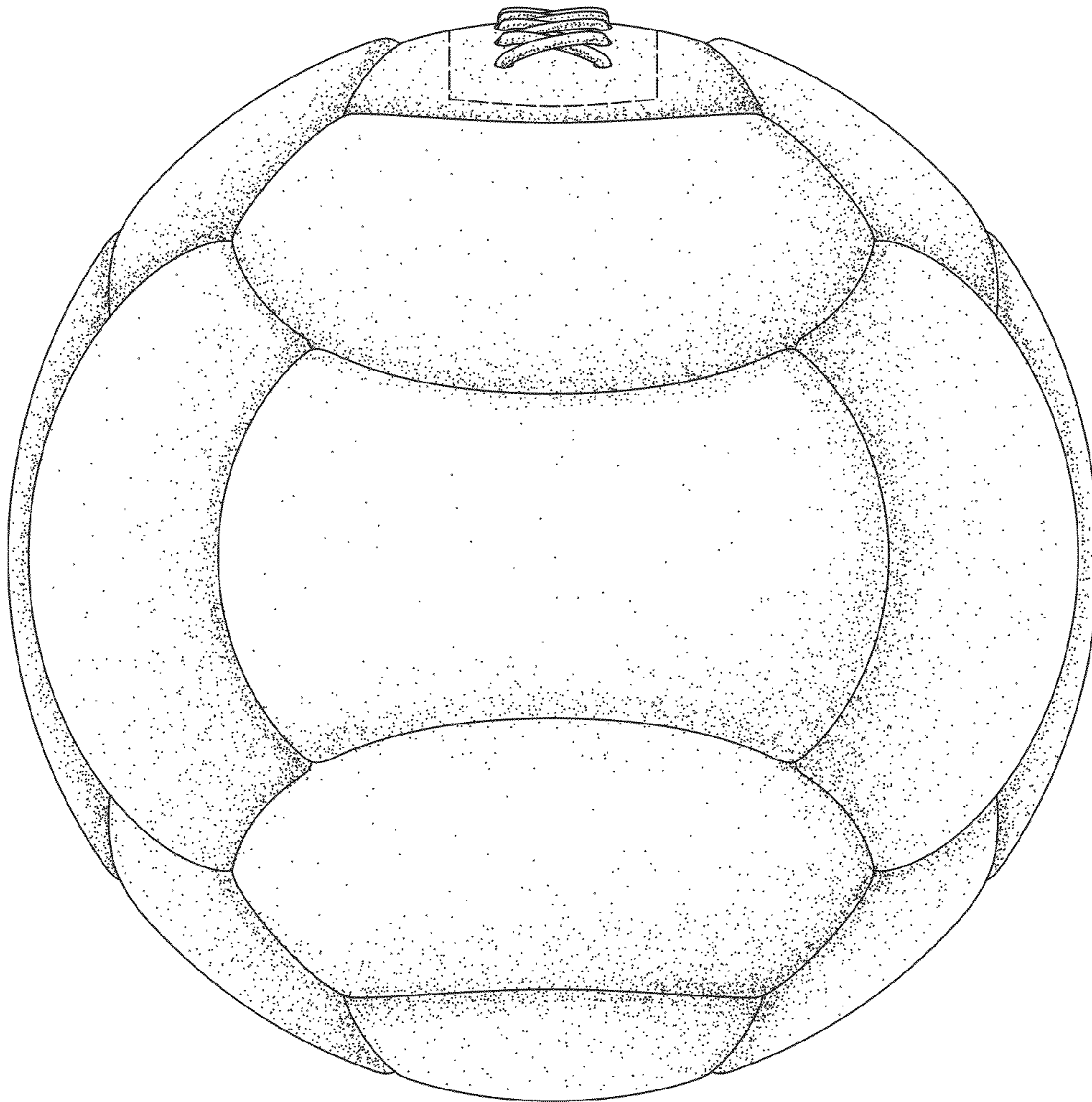


FIG. 3

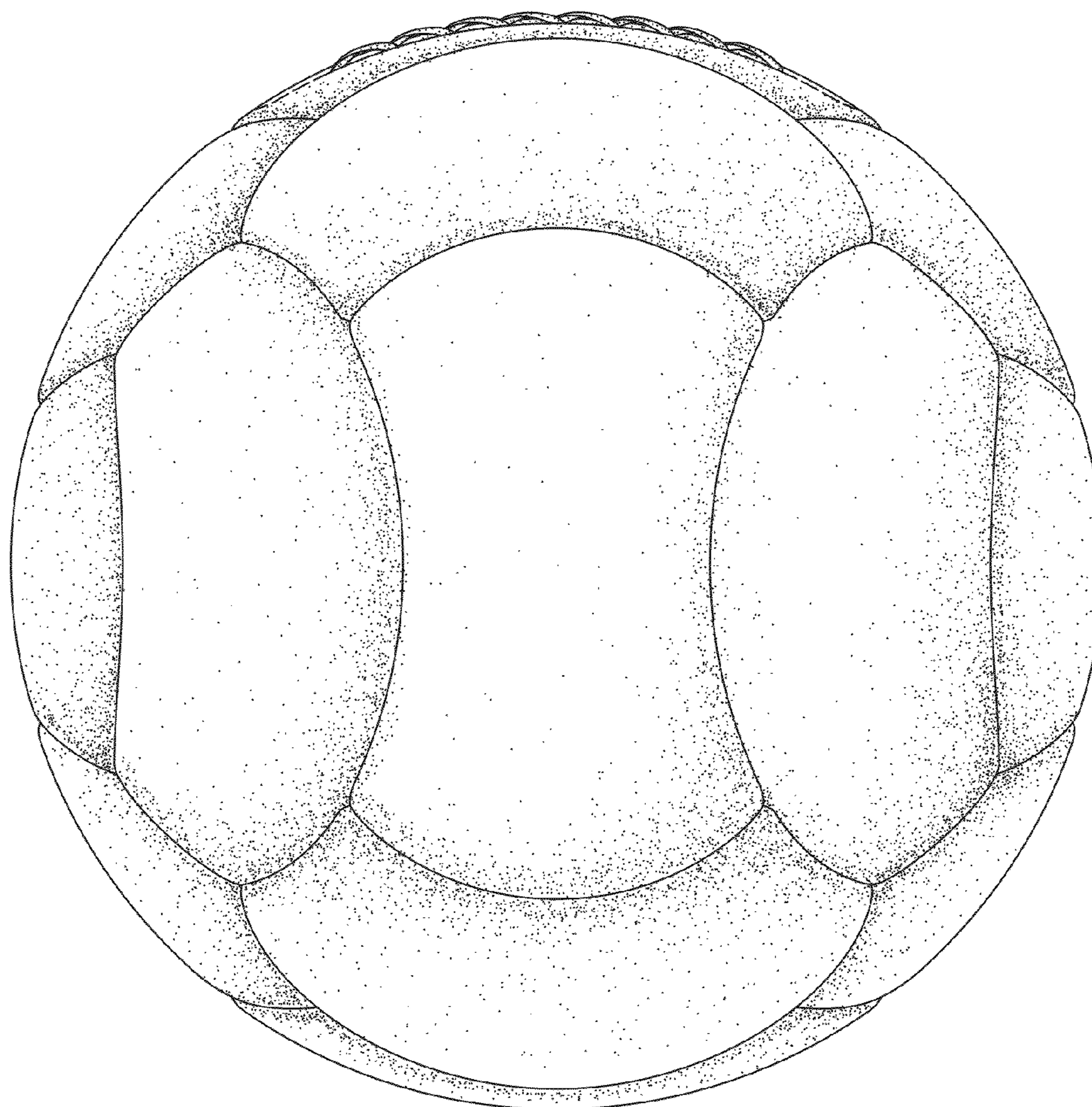


FIG. 4

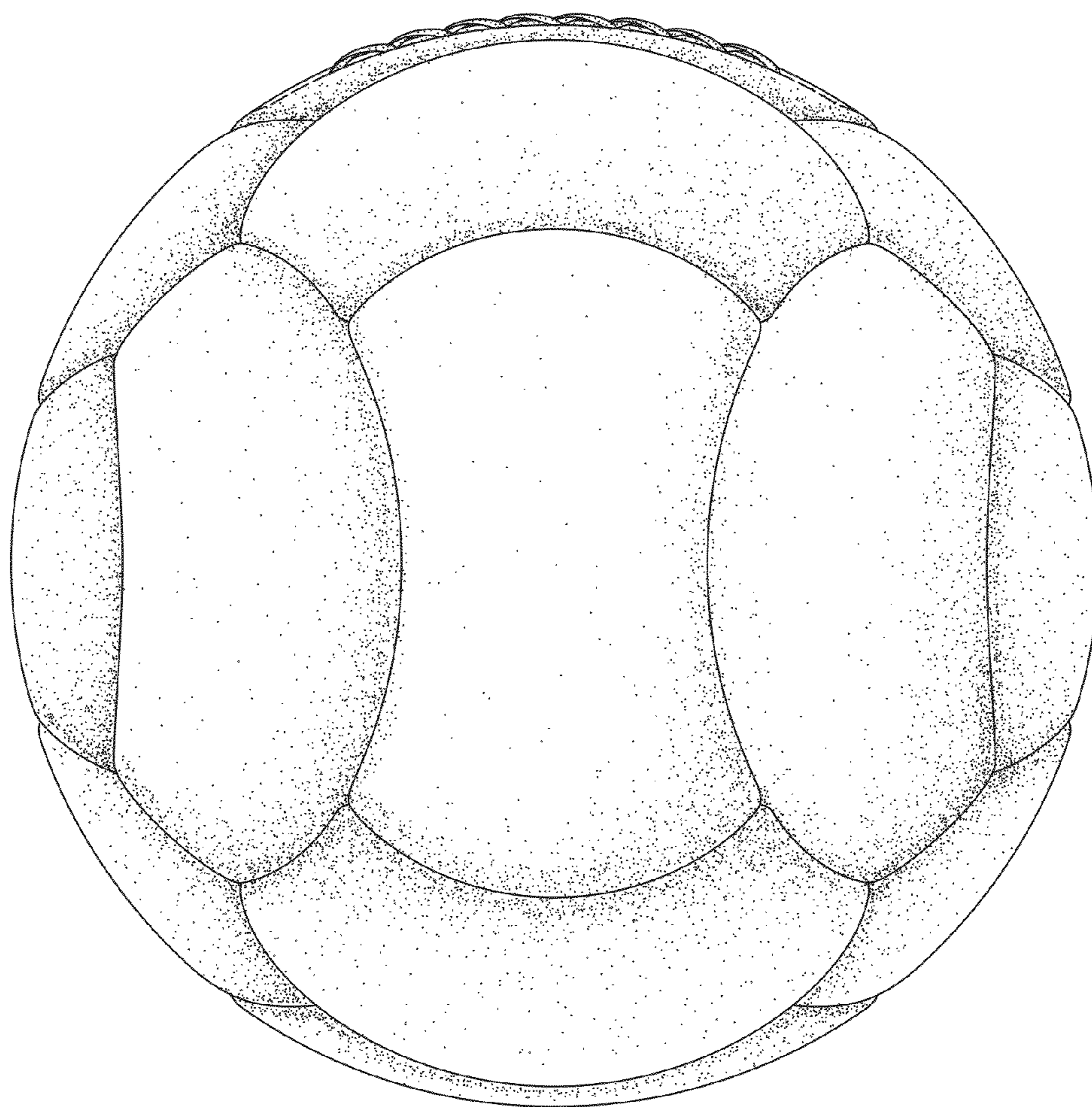


FIG. 5

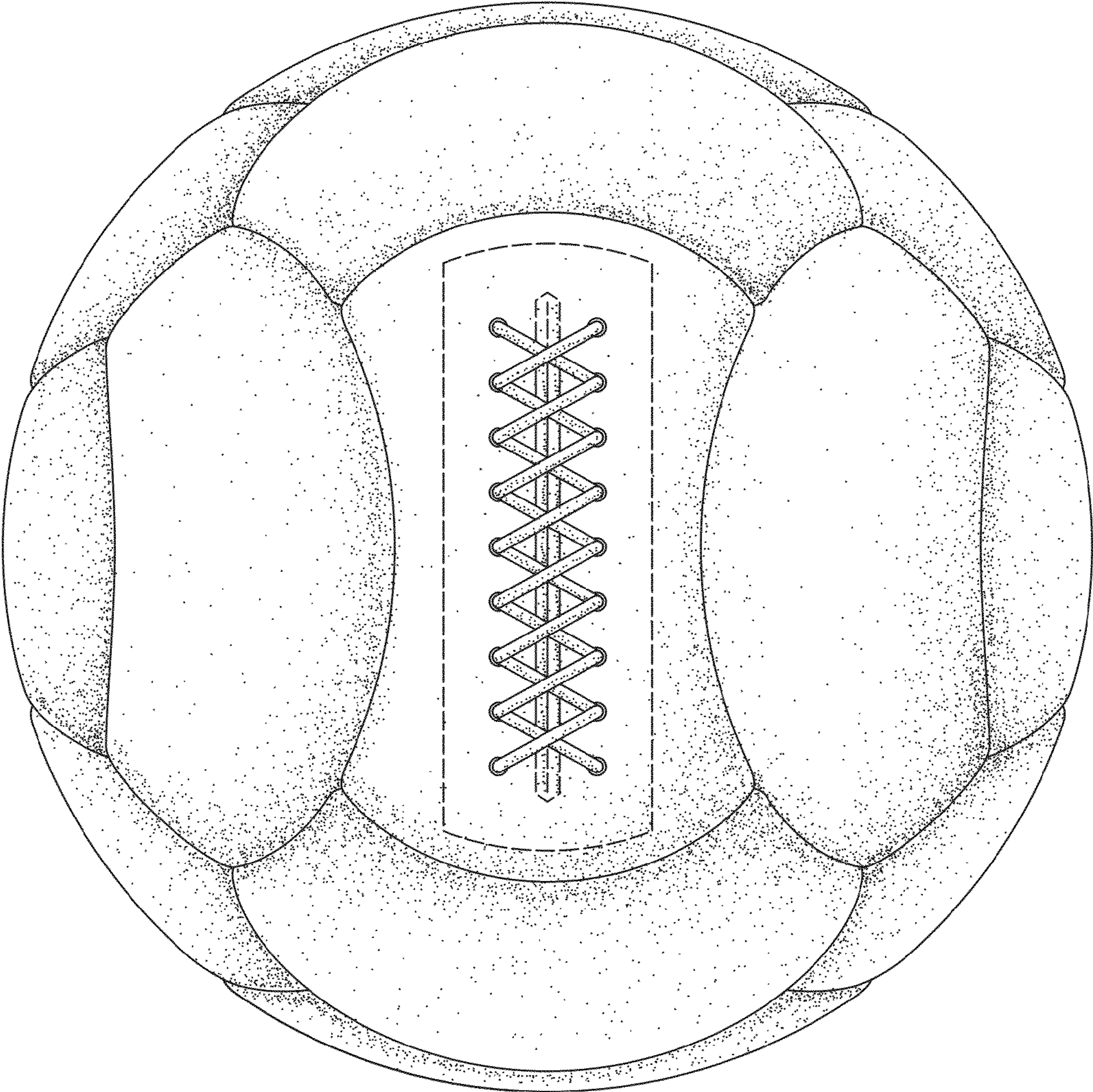


FIG. 6




FIG. 7