



US00D718779S

(12) **United States Design Patent**  
**Hang Sik et al.**

(10) **Patent No.:** **US D718,779 S**  
(45) **Date of Patent:** **\*\* Dec. 2, 2014**

(54) **PORTABLE ELECTRONIC DEVICE  
DISPLAYING GRAPHIC USER INTERFACE**

(75) Inventors: **Shin Hang Sik**, Yongin-si (KR); **Ahn Sungjoo**, Seoul (KR); **Yoo Hyun Gok**, Hwasung-si (KR); **Park Jung Hoon**, Seoul (KR)

(73) Assignee: **Samsung Electronics Co., Ltd.**, Gyeonggi-do (KR)

(\*\*) Term: **14 Years**

(21) Appl. No.: **29/426,095**

(22) Filed: **Jun. 29, 2012**

(51) **LOC (10) Cl.** ..... **14-04**

(52) **U.S. Cl.**  
USPC ..... **D14/486**

(58) **Field of Classification Search**  
USPC ..... D14/485–495; 715/700–866  
See application file for complete search history.

(56) **References Cited**

**U.S. PATENT DOCUMENTS**

|              |         |                        |         |
|--------------|---------|------------------------|---------|
| D527,735 S * | 9/2006  | McDougall et al. ....  | D14/485 |
| D577,364 S * | 9/2008  | Flynt et al. ....      | D14/486 |
| D626,132 S * | 10/2010 | McLaughlin et al. .... | D14/485 |
| D628,205 S * | 11/2010 | Lemay .....            | D14/486 |
| D631,888 S * | 2/2011  | Vance et al. ....      | D14/486 |
| D648,344 S * | 11/2011 | Arnold .....           | D14/486 |
| D662,507 S * | 6/2012  | Mori et al. ....       | D14/486 |
| D665,407 S * | 8/2012  | Bitran et al. ....     | D14/487 |
| D681,660 S * | 5/2013  | Matas .....            | D14/488 |
| D686,221 S * | 7/2013  | Brinda et al. ....     | D14/486 |
| D695,305 S * | 12/2013 | Bhatia et al. ....     | D14/486 |

|                   |         |                       |         |
|-------------------|---------|-----------------------|---------|
| D695,758 S *      | 12/2013 | Tagliabue et al. .... | D14/486 |
| D696,272 S *      | 12/2013 | Tagliabue et al. .... | D14/486 |
| D700,914 S *      | 3/2014  | Jin et al. ....       | D14/486 |
| D701,229 S *      | 3/2014  | Lee .....             | D14/486 |
| D701,520 S *      | 3/2014  | Jung .....            | D14/486 |
| 2011/0307836 A1 * | 12/2011 | Cho et al. ....       | 715/838 |
| 2012/0023191 A1 * | 1/2012  | Kang et al. ....      | 709/217 |
| 2012/0131508 A1 * | 5/2012  | Lee .....             | 715/835 |

\* cited by examiner

*Primary Examiner* — Eric Goodman

*Assistant Examiner* — John Reickel

(74) *Attorney, Agent, or Firm* — Harness, Dickey & Pierce, P.L.C.

(57) **CLAIM**

We claim the ornamental design for a portable electronic device displaying graphic user interface, as shown and described.

**DESCRIPTION**

FIG. 1 is a front view of a portable electronic device displaying graphic user interface showing our new design; FIG. 2 is a front view of a portable electronic device displaying graphic user interface showing our new design; and, FIG. 3 is a front view of a portable electronic device displaying graphic user interface showing our new design.

The appearance of the transitional image sequentially transitions between the images shown in FIGS. 1~3. The process or period in which one image transitions to another image forms no part of the claimed design.

The broken line showing of the mobile terminal, and the symbols, is included for the purpose of illustrating environmental structure and portions of the article, respectively, and forms no part of the claimed design.

**1 Claim, 3 Drawing Sheets**

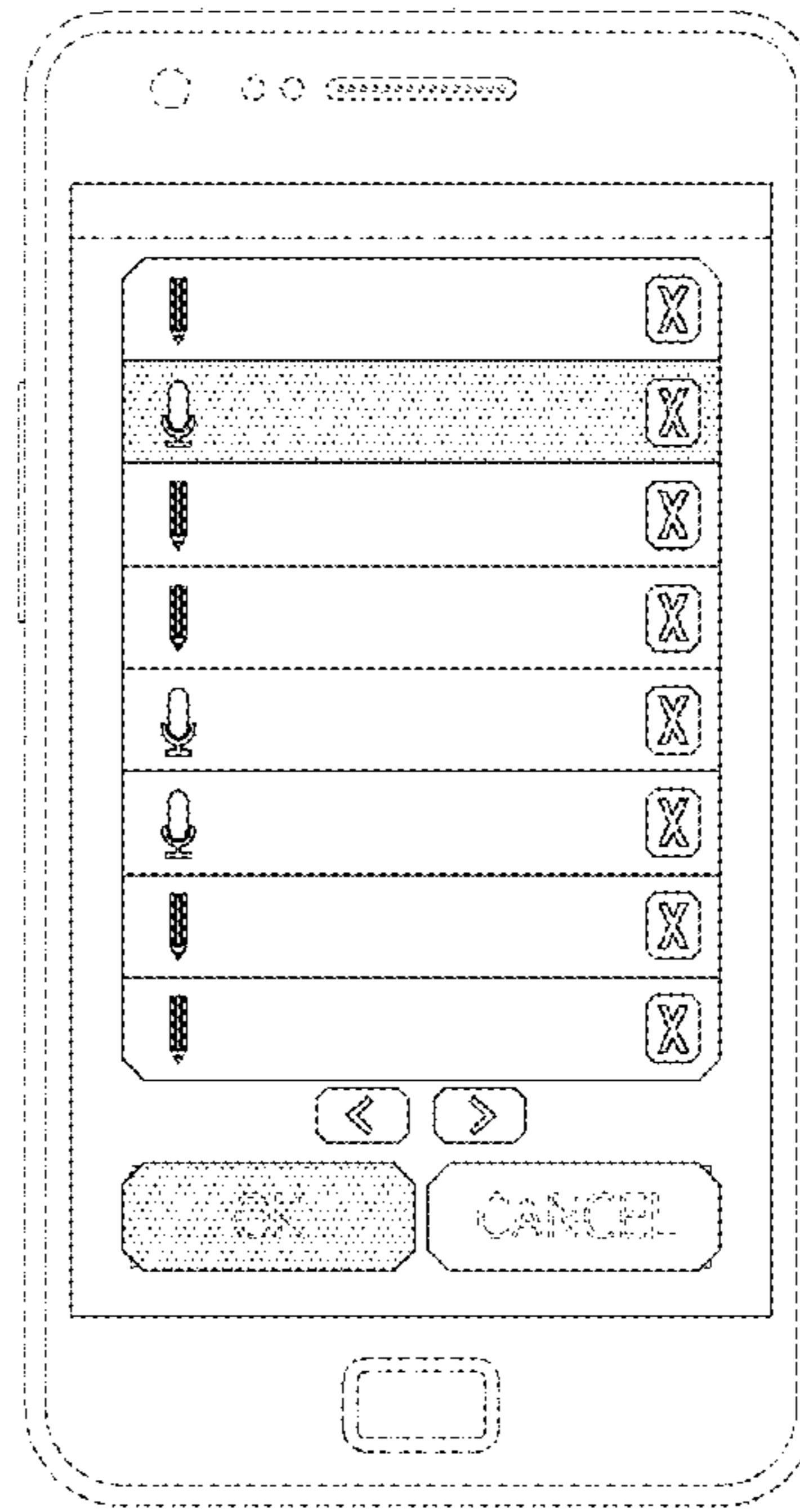
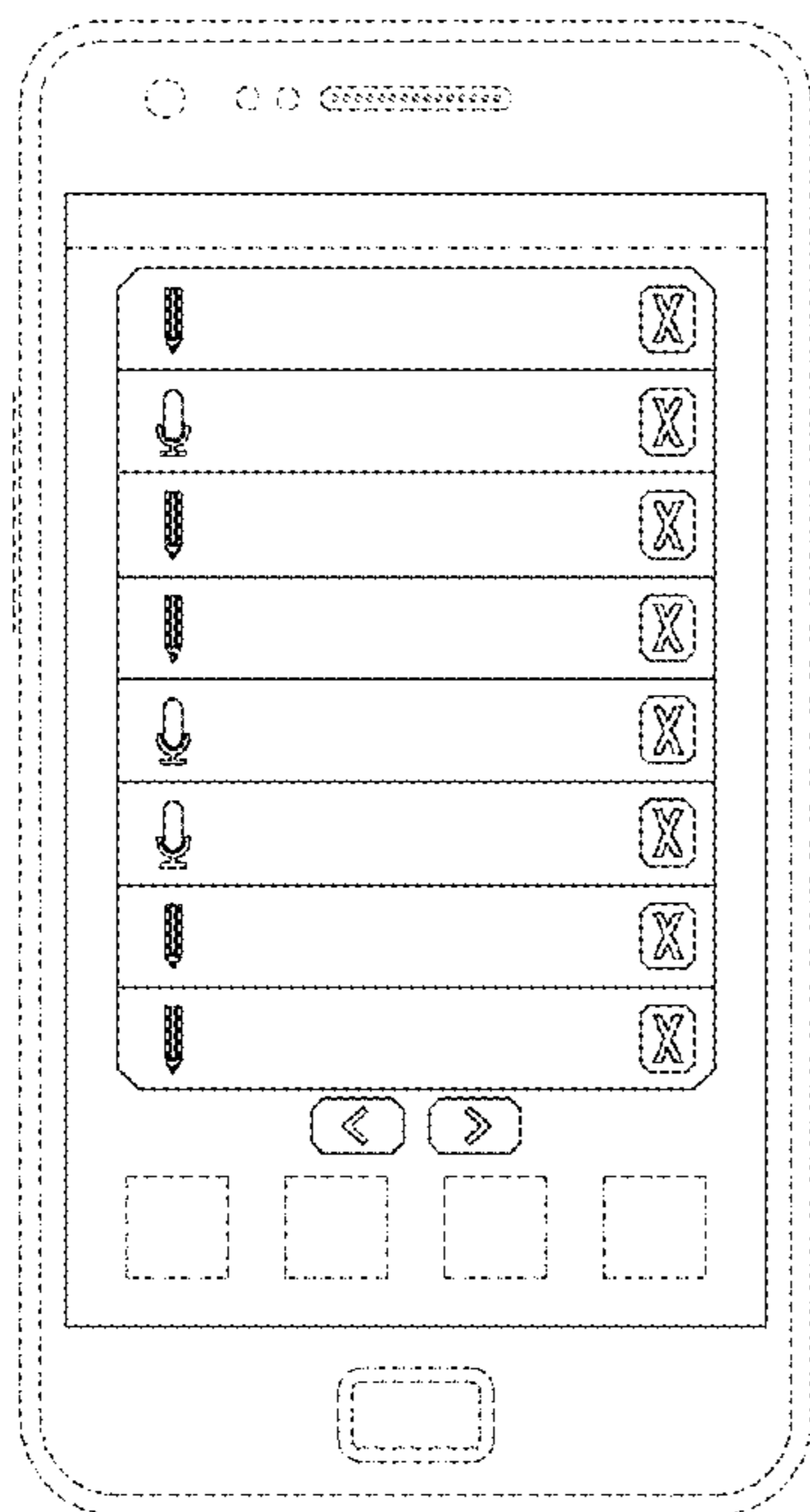


FIG.1

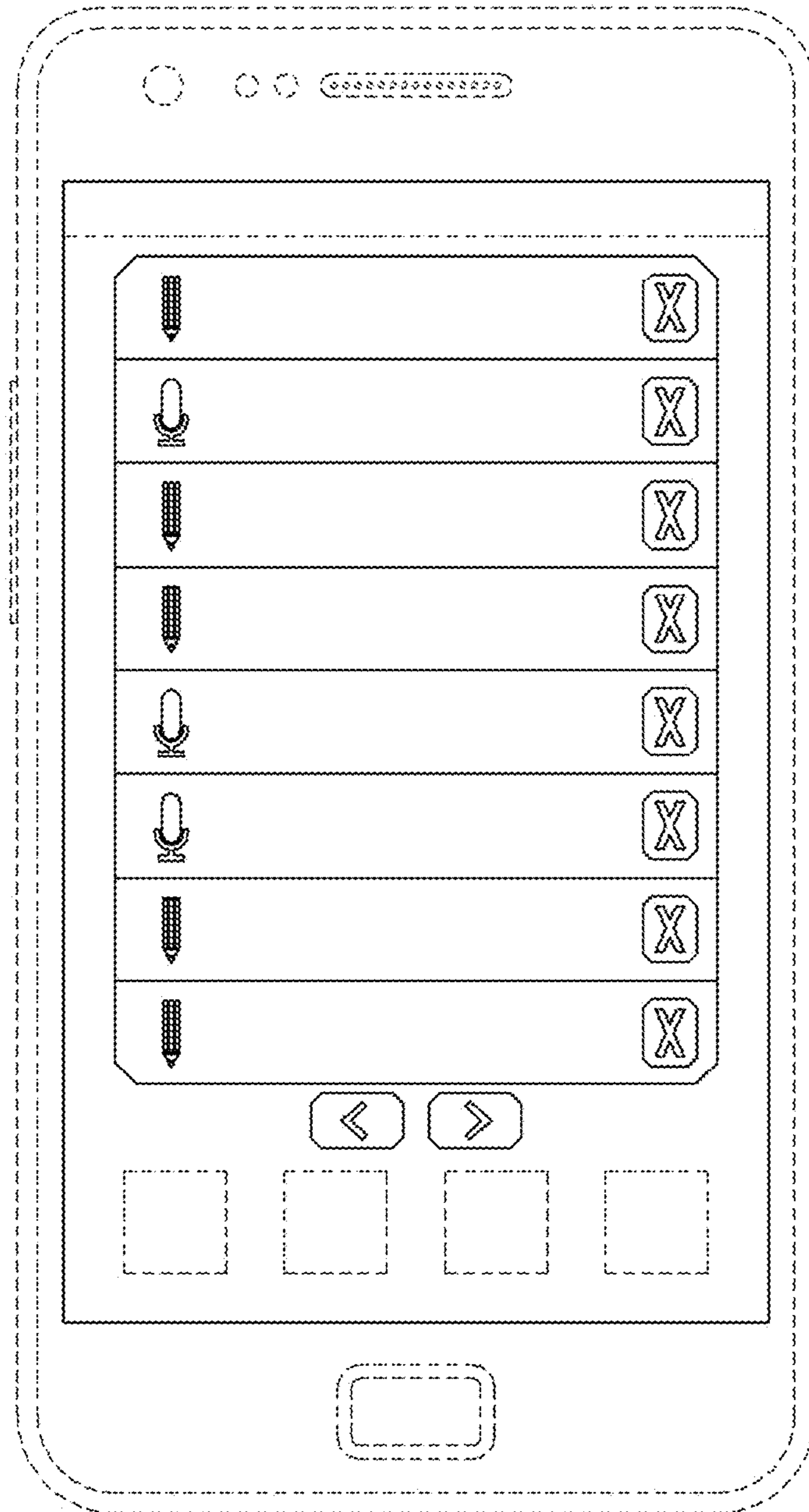


FIG. 2

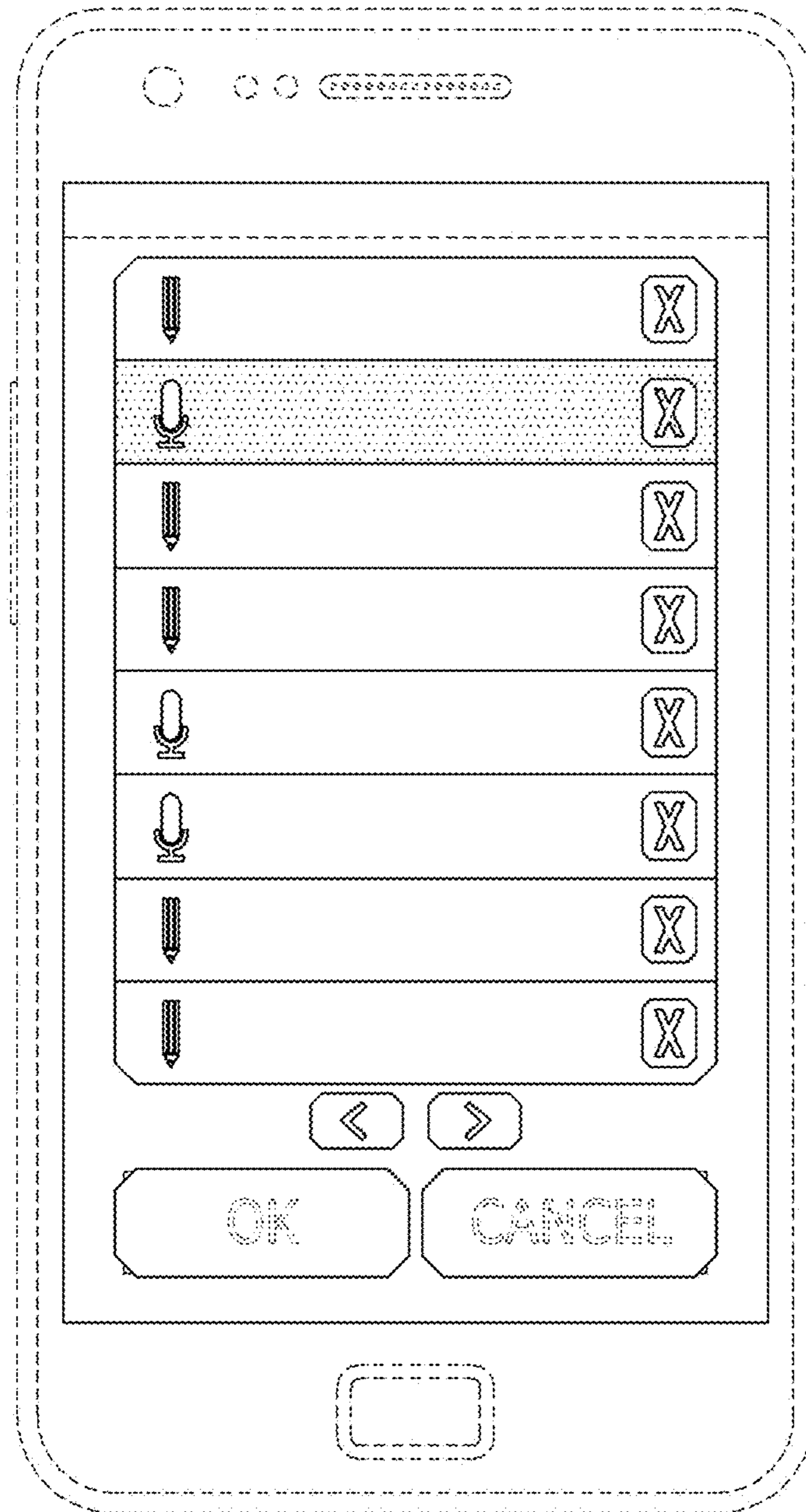


FIG. 3

