



US00D718771S

(12) **United States Design Patent**
Huang

(10) **Patent No.:** **US D718,771 S**

(45) **Date of Patent:** **** *Dec. 2, 2014**

(54) **TABLET COMPUTER CASE**

(71) Applicant: **Triangus Group Co., Ltd.**, Taoyuan County (TW)

(72) Inventor: **Kuo Shih Huang**, Taoyuan County (TW)

(73) Assignee: **Triangus Group Co., Ltd.**, Taoyuan County (TW)

(*) Notice: This patent is subject to a terminal disclaimer.

(**) Term: **14 Years**

(21) Appl. No.: **29/466,529**

(22) Filed: **Sep. 9, 2013**

(51) **LOC (10) Cl.** **08-07**

(52) **U.S. Cl.**
USPC **D14/447**

(58) **Field of Classification Search**
USPC D14/447, 451, 457, 432, 434, 439, 440, D14/217, 238.1, 250, 251, 253; D6/406.1, D6/406.2, 406.3, 406.4, 406.5, 406.6; D12/415; D13/108, 110; D8/363; D21/333; 248/917-924, 133, 136, 139, 248/150, 176.1, 188.6, 444; 361/679.09, 361/679.21, 679.22, 679.24, 679.26, 361/679.27, 679.28, 679.3, 679.55, 679.56, 361/709

See application file for complete search history.

(56) **References Cited**

U.S. PATENT DOCUMENTS

D669,085	S	*	10/2012	Coberly	D14/447
D672,781	S	*	12/2012	Lu	D14/440
D674,396	S	*	1/2013	Yang et al.	D14/447
D679,279	S	*	4/2013	Yang et al.	D14/440
D682,839	S	*	5/2013	Sampson et al.	D14/447
D687,438	S	*	8/2013	Lu	D14/440
D687,832	S	*	8/2013	Edwards et al.	D14/447
D688,251	S	*	8/2013	Akana et al.	D14/440
D690,305	S	*	9/2013	Wen	D14/440
D690,702	S	*	10/2013	Chung	D14/440
D692,434	S	*	10/2013	Kim	D14/440
2012/0268891	A1	*	10/2012	Cencioni	361/679.55
2013/0284866	A1	*	10/2013	Lee	248/188.6

* cited by examiner

Primary Examiner — Angela J Lee

(74) *Attorney, Agent, or Firm* — Shimokaji & Associates P.C.

(57) **CLAIM**

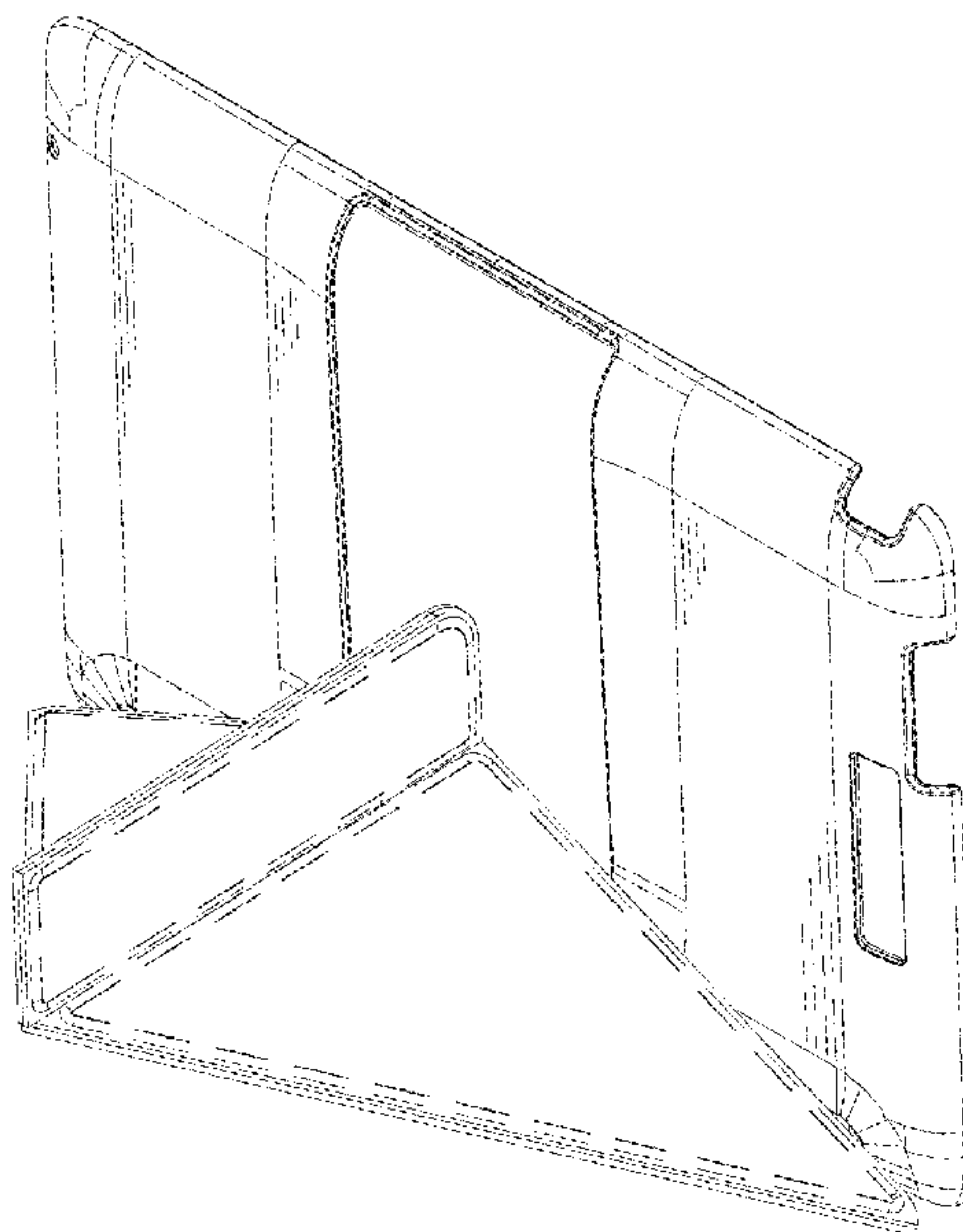
The ornamental design of a tablet computer case, as shown and described.

DESCRIPTION

FIG. 1 is a perspective view of a tablet computer case showing my new design;
FIG. 2 is a front view thereof;
FIG. 3 is a rear view thereof;
FIG. 4 is a left side view thereof;
FIG. 5 is a right side view thereof;
FIG. 6 is a top view thereof;
FIG. 7 is a bottom view thereof; and,
FIG. 8 shows a back left perspective view of tablet computer case in use mode.

The broken line shown in the drawings are included for the purpose of illustrating the foldable structure only and forms no part of the claimed design.

1 Claim, 6 Drawing Sheets



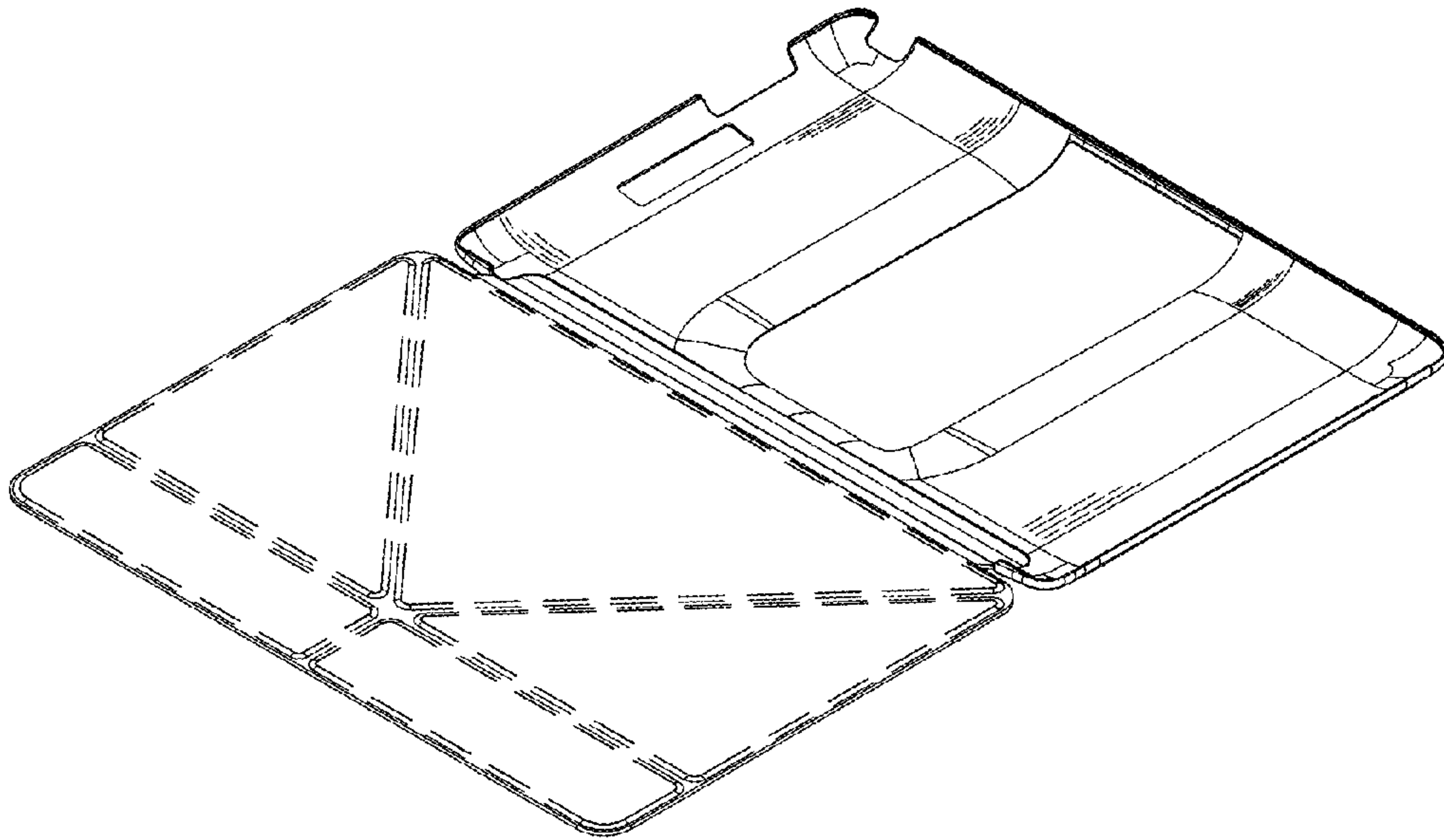


FIG. 1

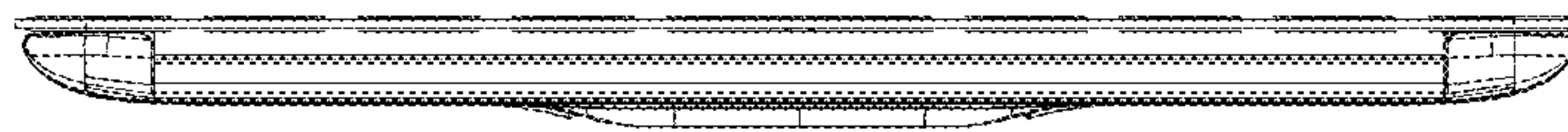


FIG. 2

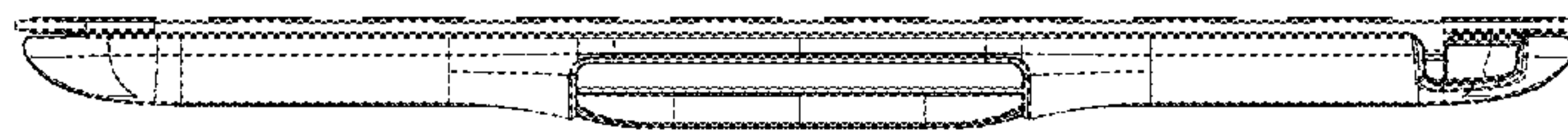


FIG. 3



FIG. 4

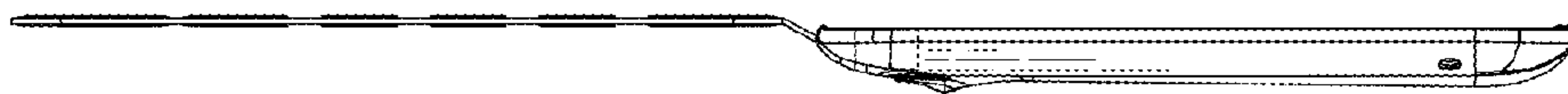


FIG. 5

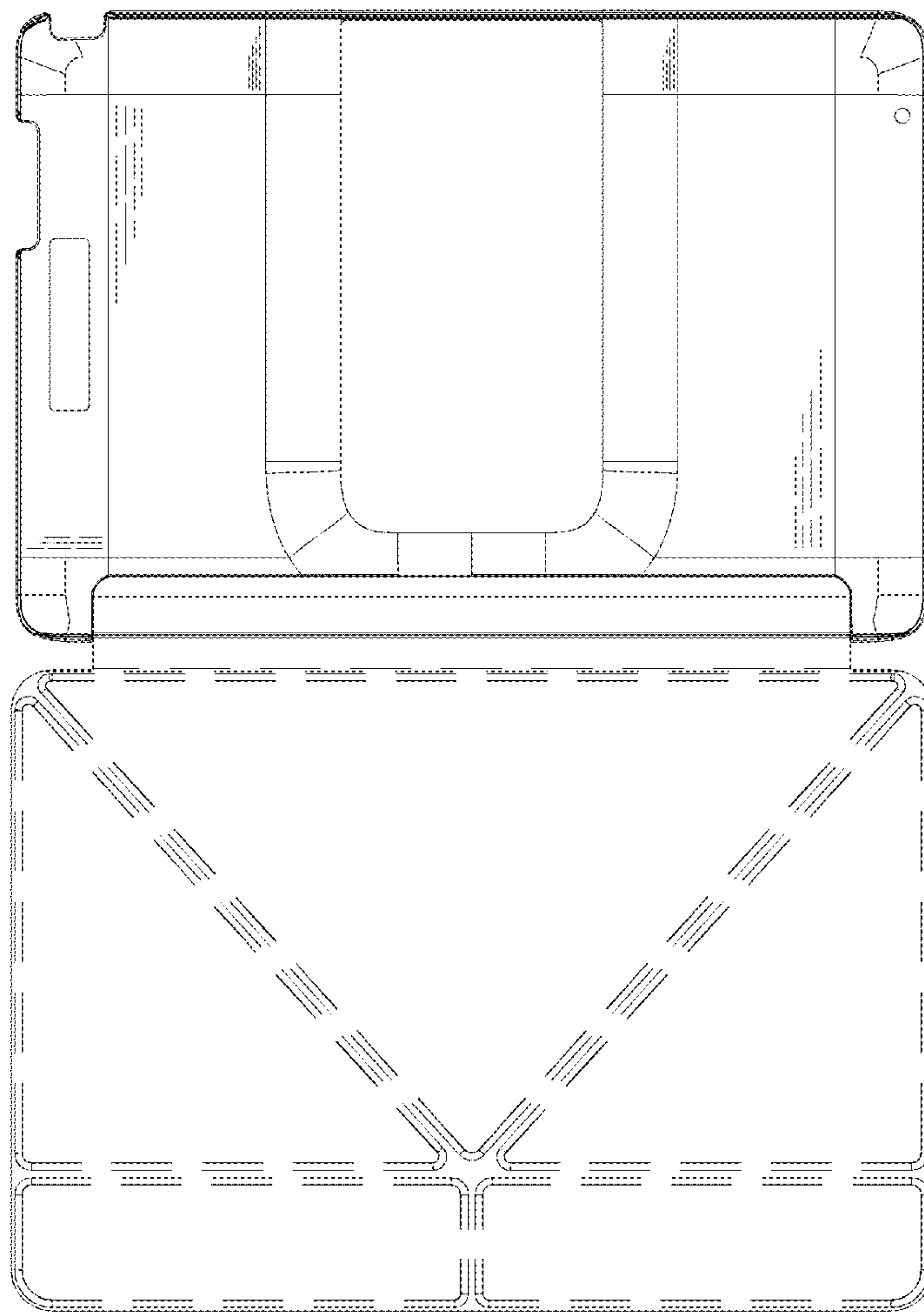


FIG. 6

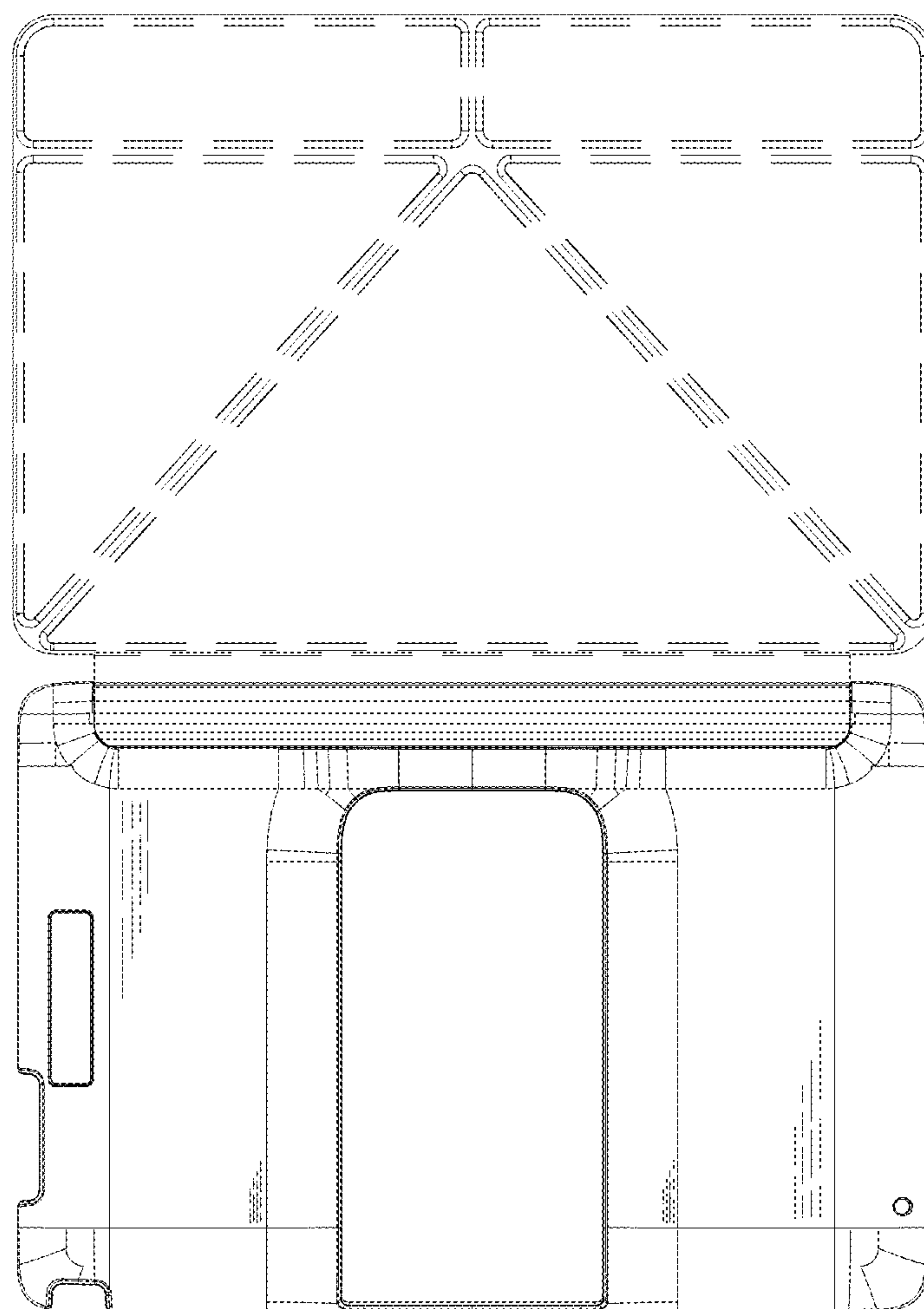


FIG. 7

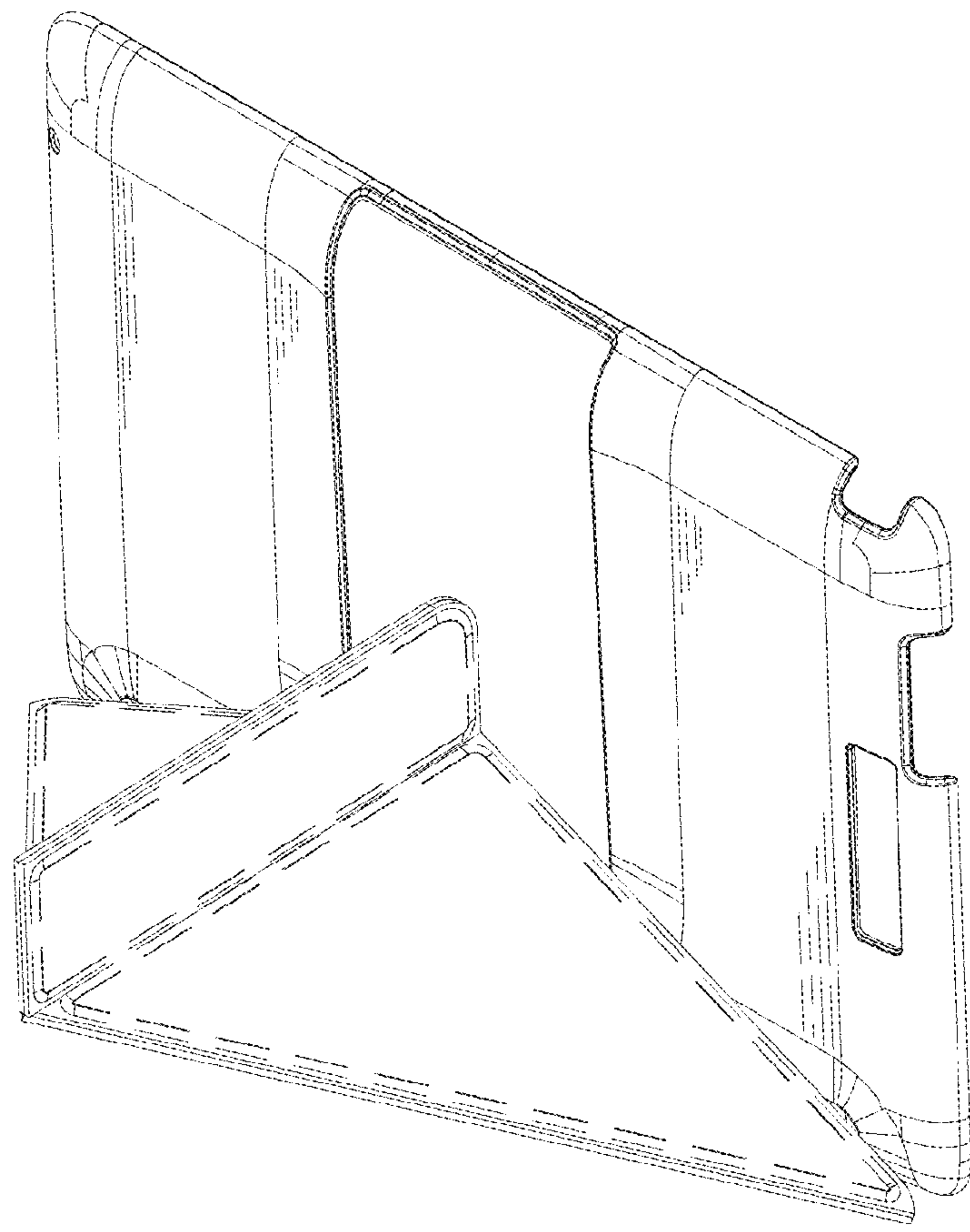


FIG. 8