



US00D718758S

(12) **United States Design Patent**
Jaffee

(10) **Patent No.:** **US D718,758 S**
(45) **Date of Patent:** **** Dec. 2, 2014**

(54) **PHONE COVER**

(71) Applicant: **Thomas A. Jaffee**, Boca Raton, FL (US)

(72) Inventor: **Thomas A. Jaffee**, Boca Raton, FL (US)

(**) Term: **14 Years**

(21) Appl. No.: **29/473,657**

(22) Filed: **Nov. 25, 2013**

(51) **LOC (10) Cl.** **14-03**

(52) **U.S. Cl.**
USPC **D14/250**

(58) **Field of Classification Search**

USPC D14/238.1, 248, 250, 251–253, 440,
D14/447; D13/103, 107–108, 119; D3/201,
D3/218, 247, 269, 273, 301, 303; 361/220,
361/379.01, 679.01, 679.02, 679.09,
361/679.21, 679.25, 679.3, 679.4, 679.56,
361/679.57, 759, 807, 816; 379/433.11,
379/451, 455; 455/556.1, 557, 566, 575.1,
455/575.2, 575.8; 206/37, 45.2, 305, 320,
206/216; 320/108, 115; 429/96; 220/4.02;
150/165; 174/50; 235/41, 375, 462;
312/223.1; 396/535; 248/176.3, 188.8,
248/309.1, 371, 668

See application file for complete search history.

(56) **References Cited**

U.S. PATENT DOCUMENTS

4,925,149 A * 5/1990 DiFrancesca et al. 248/687
D389,158 S * 1/1998 Oross D14/250
D405,800 S * 2/1999 Brown D14/250
6,616,111 B1 * 9/2003 White 248/309.1
D492,306 S * 6/2004 Martin et al. D14/346
D522,504 S * 6/2006 Steiger et al. D14/347
D527,723 S * 9/2006 Andre et al. D14/217
D600,908 S * 9/2009 Richardson et al. D3/218
D620,247 S * 7/2010 Behar et al. D3/218
D623,651 S * 9/2010 Hsu D14/439
D623,652 S * 9/2010 Hsu D14/439
D626,744 S * 11/2010 Roman D3/269
D633,089 S * 2/2011 Hsu D14/341
D641,354 S * 7/2011 Hsu D14/341

D682,260 S * 5/2013 Tages et al. D14/250
8,517,172 B1 * 8/2013 Chang 206/320
D691,991 S * 10/2013 Mohan D14/250
D692,006 S * 10/2013 Fujioka D14/440
D693,819 S * 11/2013 Cocquyt D14/439
D705,209 S * 5/2014 Feller et al. D14/250
D712,890 S * 9/2014 McCormac et al. D14/250
2011/0195753 A1 * 8/2011 Mock et al. 455/566

* cited by examiner

Primary Examiner — Carla Jobe Wright

(57) **CLAIM**

The ornamental design for a phone cover, as shown and described.

DESCRIPTION

FIG. 1 is a front perspective view of a phone cover in accordance with the present invention shown in a state of use with an unclaimed phone;

FIG. 2 is a rear perspective view of the phone cover in accordance with the present invention shown in a state of use with an unclaimed phone;

FIG. 3 is a front view of the phone cover in accordance with the present invention shown in a state of use with an unclaimed phone;

FIG. 4 is a rear view of a phone cover in accordance with the present invention shown in a state of use with an unclaimed phone;

FIG. 5 is a side view of the phone cover in accordance with the present invention shown in a state of use with an unclaimed phone;

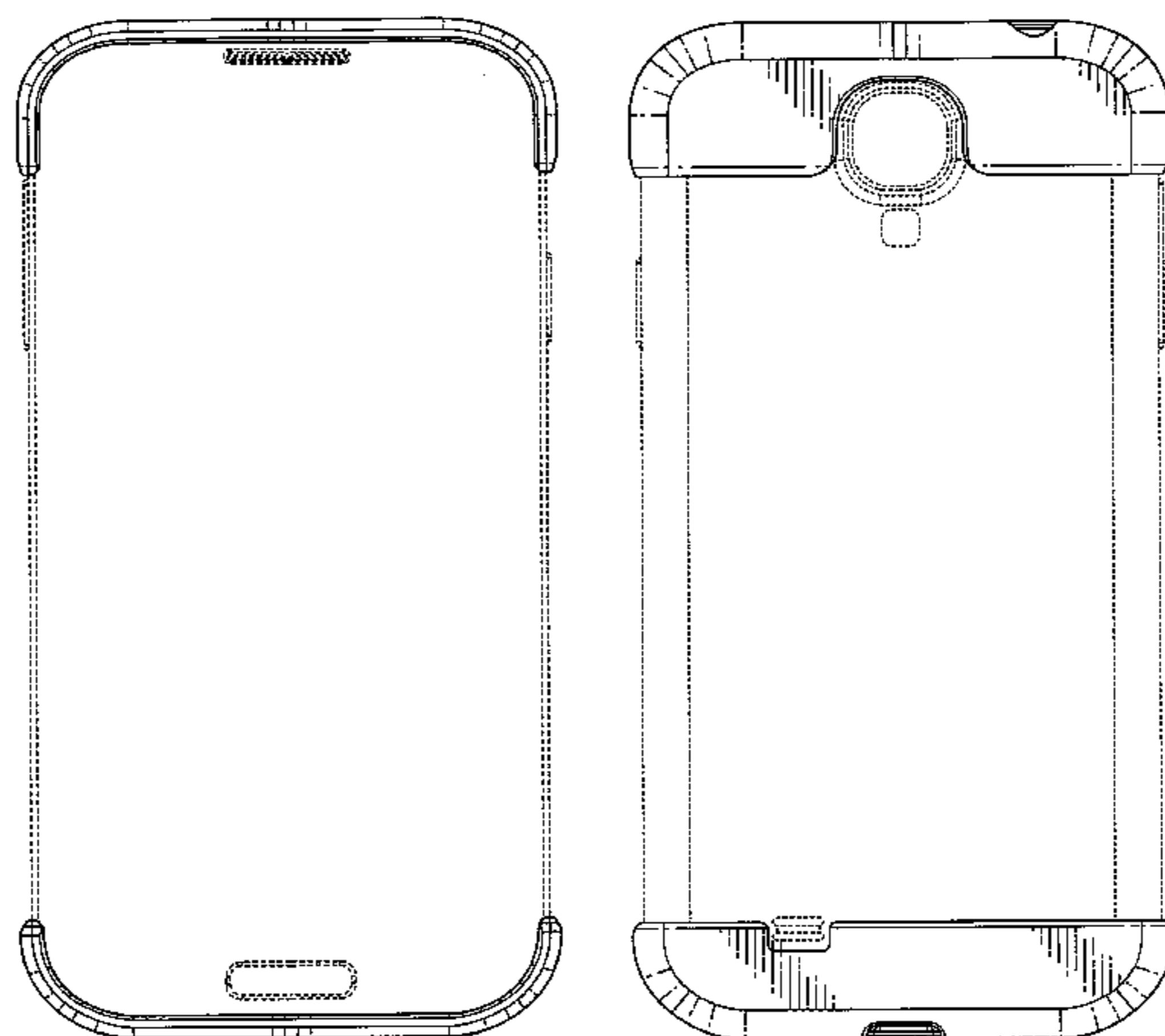
FIG. 6 is another side view of the phone cover in accordance with the present invention shown in a state of use with an unclaimed phone;

FIG. 7 is a top view of the phone cover in accordance with the present invention shown in a state of use with an unclaimed phone; and,

FIG. 8 is a bottom view of the phone cover in accordance with the present invention shown in a state of use with an unclaimed phone.

The broken lines depict an unclaimed phone and form no part of the claimed design.

1 Claim, 8 Drawing Sheets



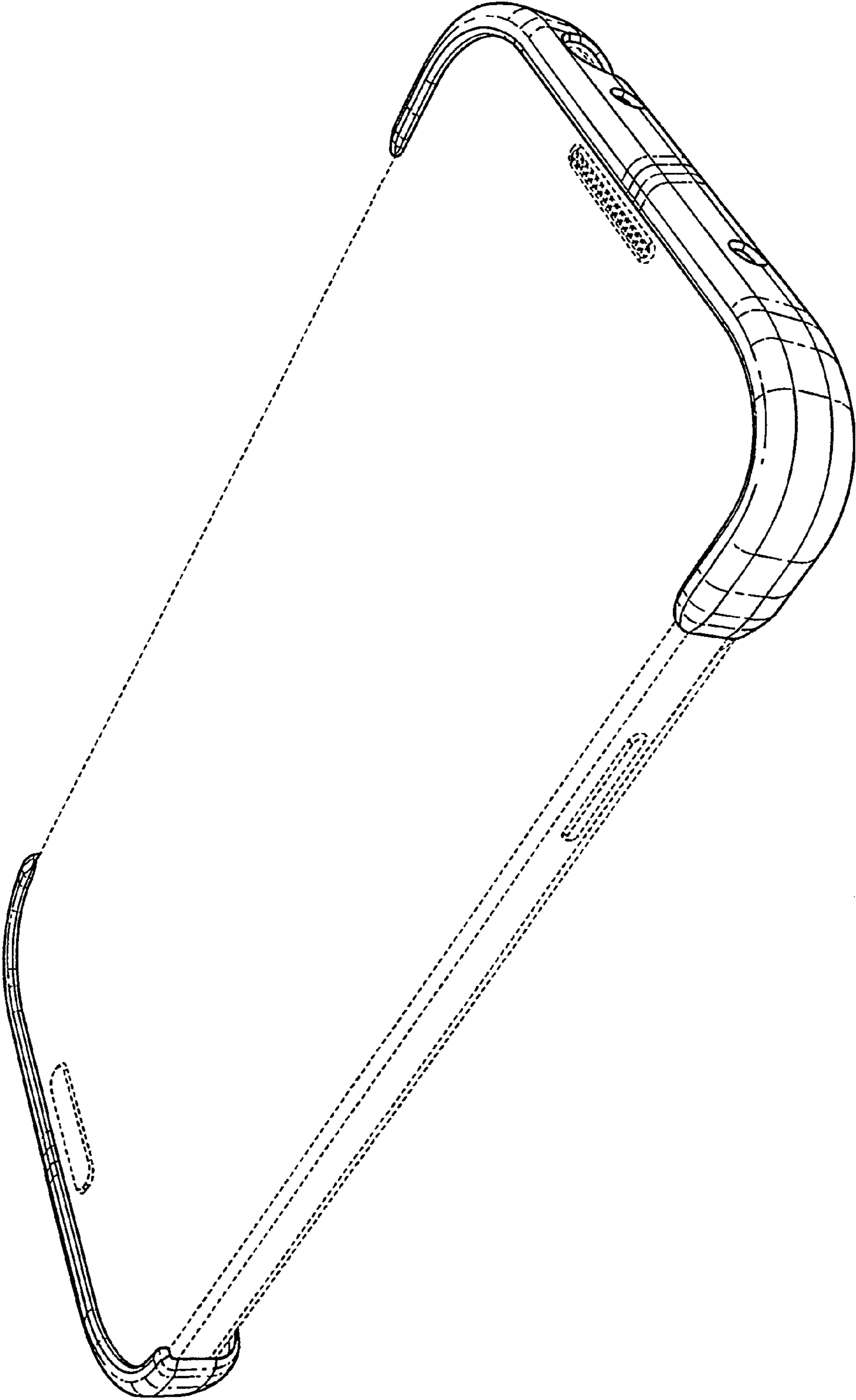


FIG. 1

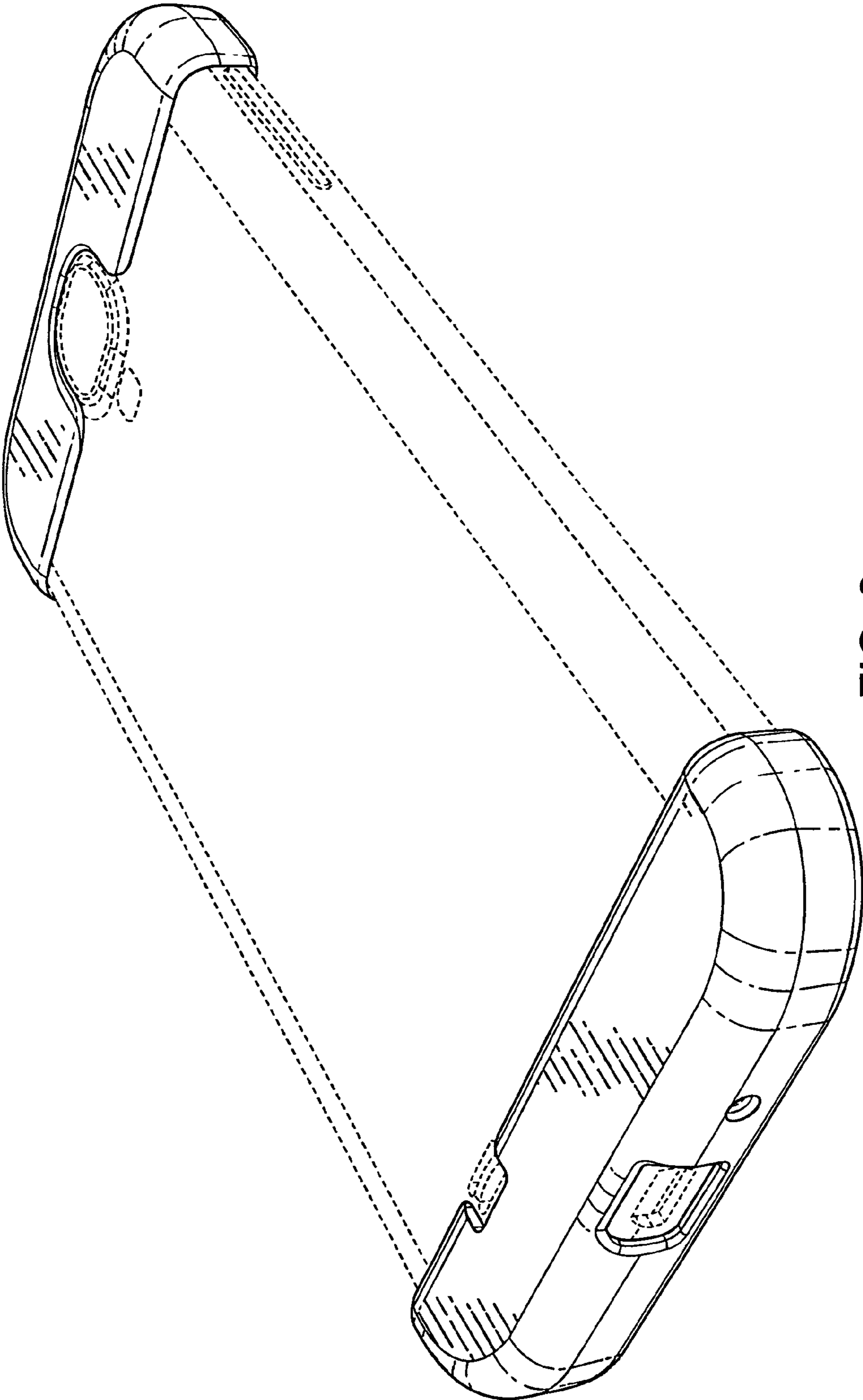


FIG. 2




FIG. 3




FIG. 4




FIG. 5




FIG. 6

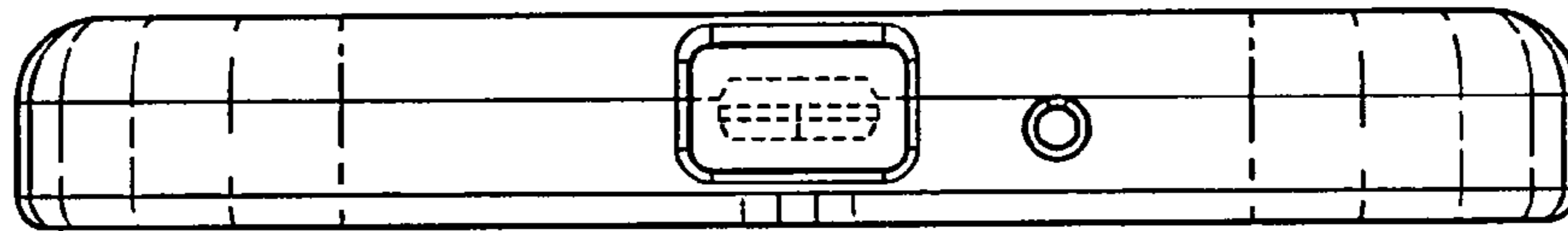


FIG. 7

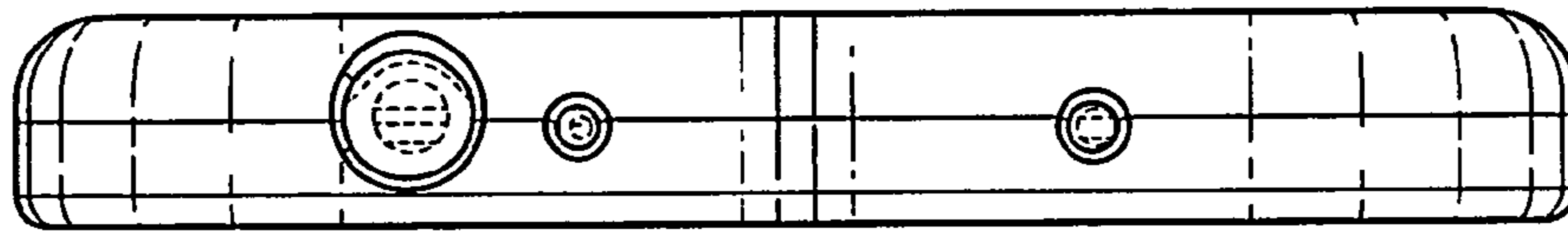


FIG. 8