



US00D718738S

(12) **United States Design Patent**
Michael et al.

(10) **Patent No.:** **US D718,738 S**

(45) **Date of Patent:** **** Dec. 2, 2014**

(54) **SPEAKER**

(71) Applicants: **DiTullo Michael**, Encintas, CA (US);
Chae Ken, Baltimore, MD (US)

(72) Inventors: **DiTullo Michael**, Encintas, CA (US);
Chae Ken, Baltimore, MD (US)

(73) Assignee: **Polk Audio, Inc**, Vista, CA (US)

(**) Term: **14 Years**

(21) Appl. No.: **29/456,055**

(22) Filed: **May 28, 2013**

(51) **LOC (10) Cl.** **14-03**

(52) **U.S. Cl.**
USPC **D14/214**

(58) **Field of Classification Search**
USPC D14/167, 168, 170-172, 188, 194-196,
D14/204, 207, 209.1, 210-216, 219, 221,
D14/222, 224, 496; 181/143, 144, 147, 148,
181/150, 153, 157, 198, 199; 381/300-303,
381/306, 332, 333, 336, 345, 361-364,
381/386-388; 369/6-12

See application file for complete search history.

(56) **References Cited**

U.S. PATENT DOCUMENTS

D654,907 S *	2/2012	McManigal	D14/214
D655,690 S *	3/2012	Yagi	D14/214
D658,159 S *	4/2012	Janky et al.	D14/214
D669,884 S *	10/2012	Hou	D14/214
D688,231 S *	8/2013	Nishii	D14/214

* cited by examiner

Primary Examiner — Keli L Hill

(74) *Attorney, Agent, or Firm* — K C Bean, Esq.

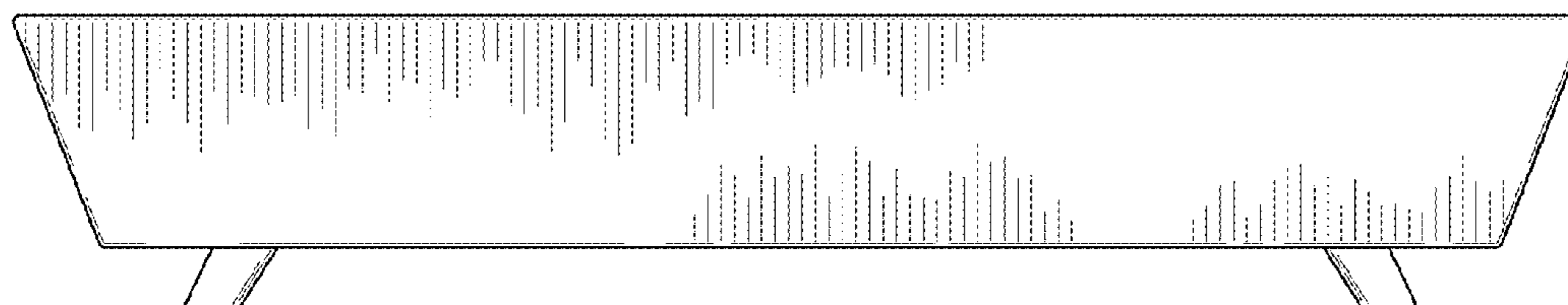
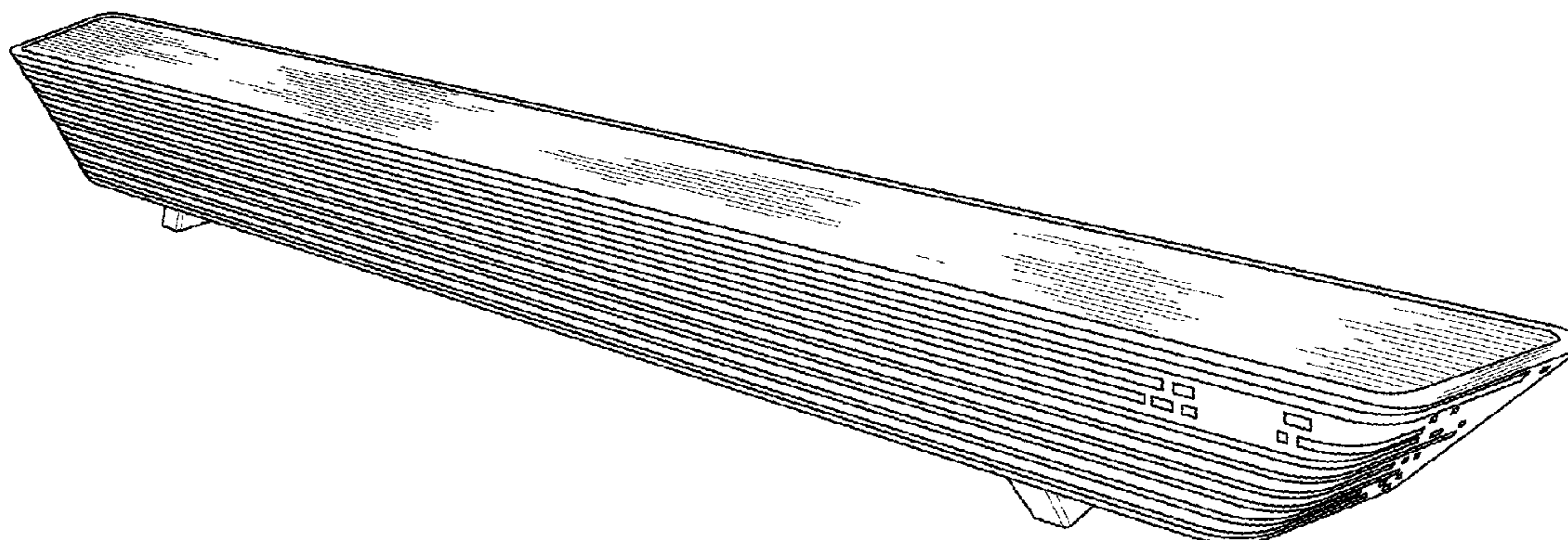
(57) **CLAIM**

The ornamental design of speaker, as shown and described.

DESCRIPTION

FIG. 1 is a top, front and right side perspective view of a speaker, embodying our new design;
FIG. 2 is a front elevation view thereof;
FIG. 3 is a rear elevation view thereof;
FIG. 4 is a left side elevation view thereof;
FIG. 5 is a right side elevation view thereof;
FIG. 6 is a top plan view thereof; and,
FIG. 7 is a bottom plan view thereof.

1 Claim, 3 Drawing Sheets



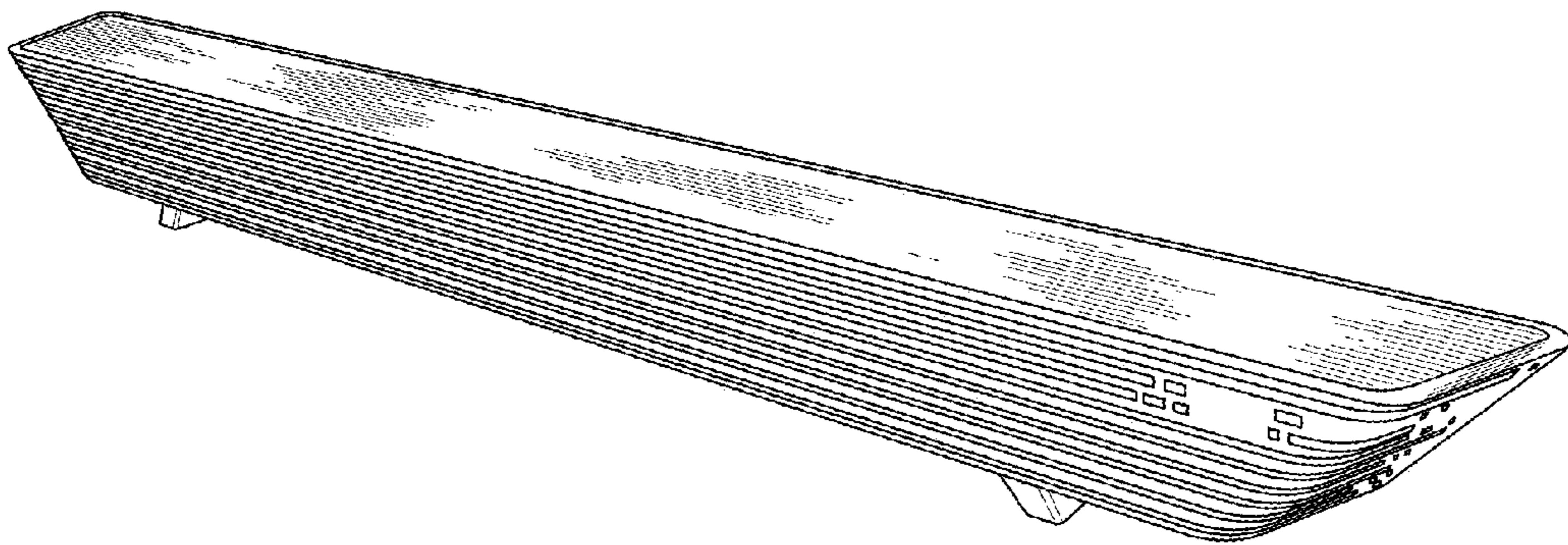


FIG. 1

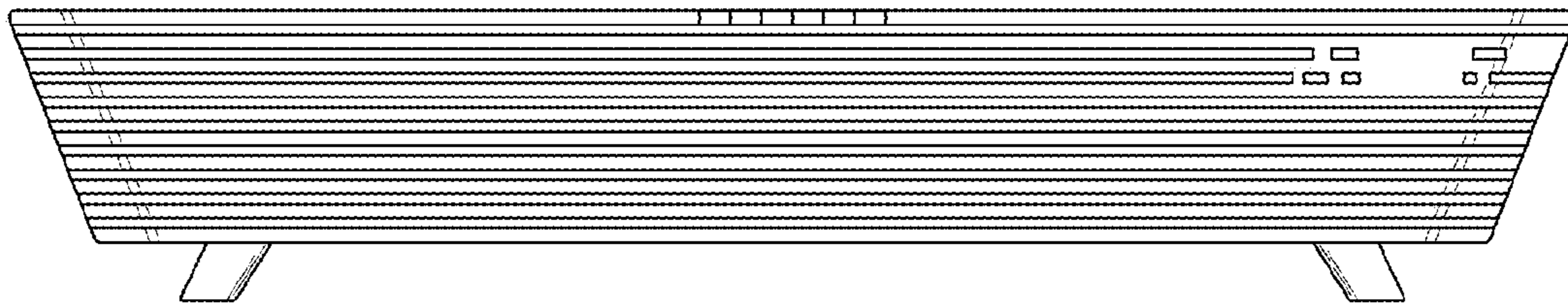


FIG. 2

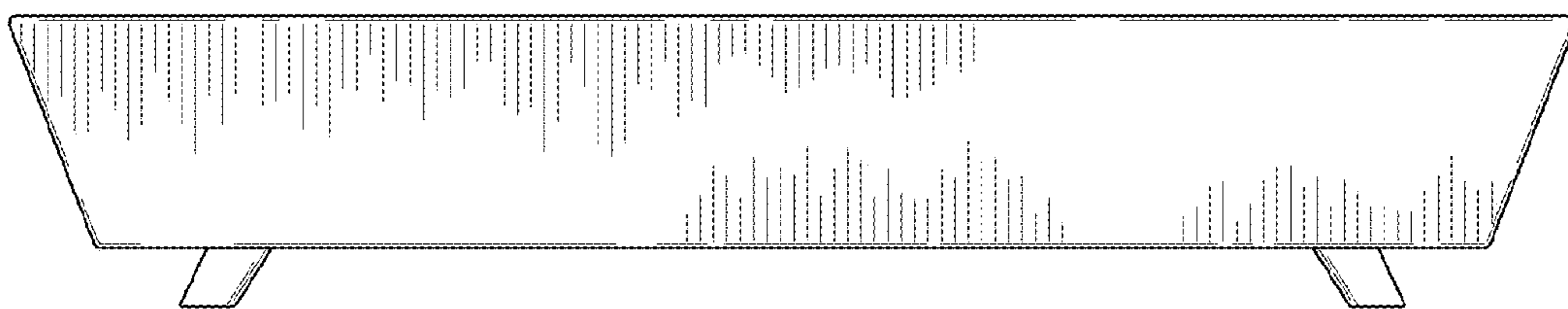


FIG. 3




FIG. 4

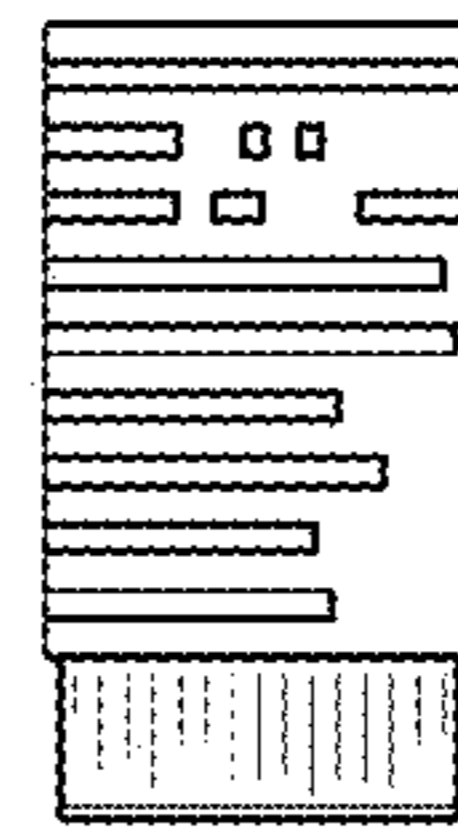


FIG. 5

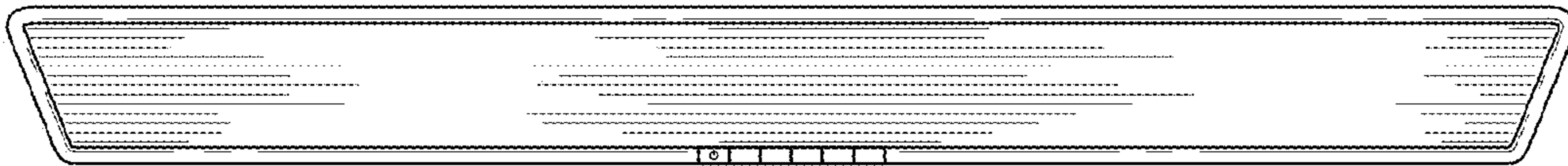


FIG. 6

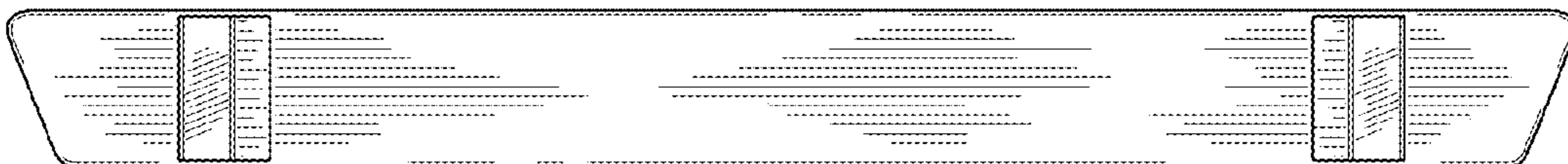


FIG. 7