



US00D718737S

(12) **United States Design Patent**
Shadovitz

(10) **Patent No.:** **US D718,737 S**

(45) **Date of Patent:** **** Dec. 2, 2014**

(54) **SPEAKER BOX**

(71) Applicant: **Panasonic Corporation**, Kadoma (JP)

(72) Inventor: **Michael Shadovitz**, Osaka (JP)

(73) Assignee: **Panasonic Corporation**, Osaka (JP)

(**) Term: **14 Years**

(21) Appl. No.: **29/477,503**

(22) Filed: **Dec. 23, 2013**

(51) **LOC (10) Cl.** **14-01**

(52) **U.S. Cl.**
USPC **D14/209.1; D14/221**

(58) **Field of Classification Search**
USPC D14/204, 204.1, 210–216, 172;
181/143, 144, 147, 148, 150–153, 157,
181/198, 199; 381/300–306, 332, 333, 336,
381/345, 361–364

See application file for complete search history.

(56) **References Cited**

U.S. PATENT DOCUMENTS

D540,310 S * 4/2007 Yuyama D14/214
D629,388 S * 12/2010 Son et al. D14/214

D642,156 S * 7/2011 Joseph D14/209.1
D676,829 S * 2/2013 Kaneko D14/209.1
D695,268 S * 12/2013 Holzer D14/209.1
D703,191 S * 4/2014 Woo et al. D14/221
D704,679 S * 5/2014 Asaka et al. D14/221

FOREIGN PATENT DOCUMENTS

EP 002321083-0001 10/2013

* cited by examiner

Primary Examiner — Prabhakar Deshmukh

(74) *Attorney, Agent, or Firm* — Brinks Gilson & Lione

(57) **CLAIM**

I claim the ornamental design for a speaker box, as shown and described.

DESCRIPTION

FIG. 1 is a perspective view of a speaker showing my new design;
FIG. 2 is a front view thereof;
FIG. 3 is rear view thereof;
FIG. 4 is a first side view thereof;
FIG. 5 is a second side view thereof;
FIG. 6 is a top view thereof; and,
FIG. 7 is a bottom view thereof.

1 Claim, 7 Drawing Sheets

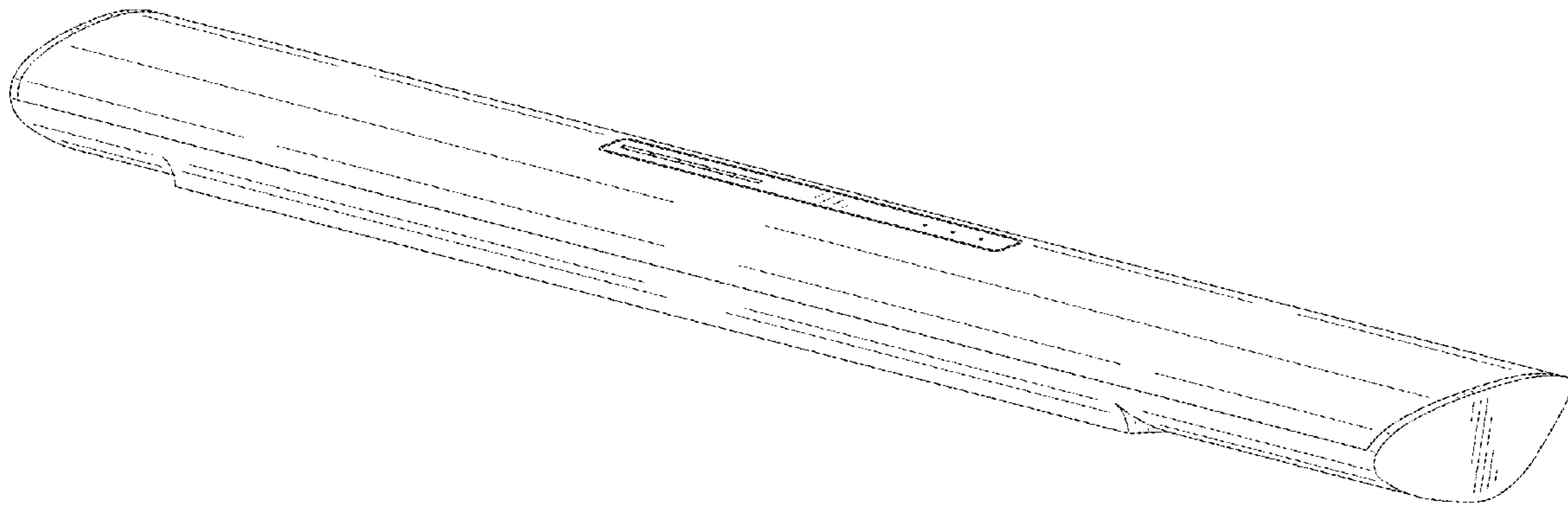


FIG. 1

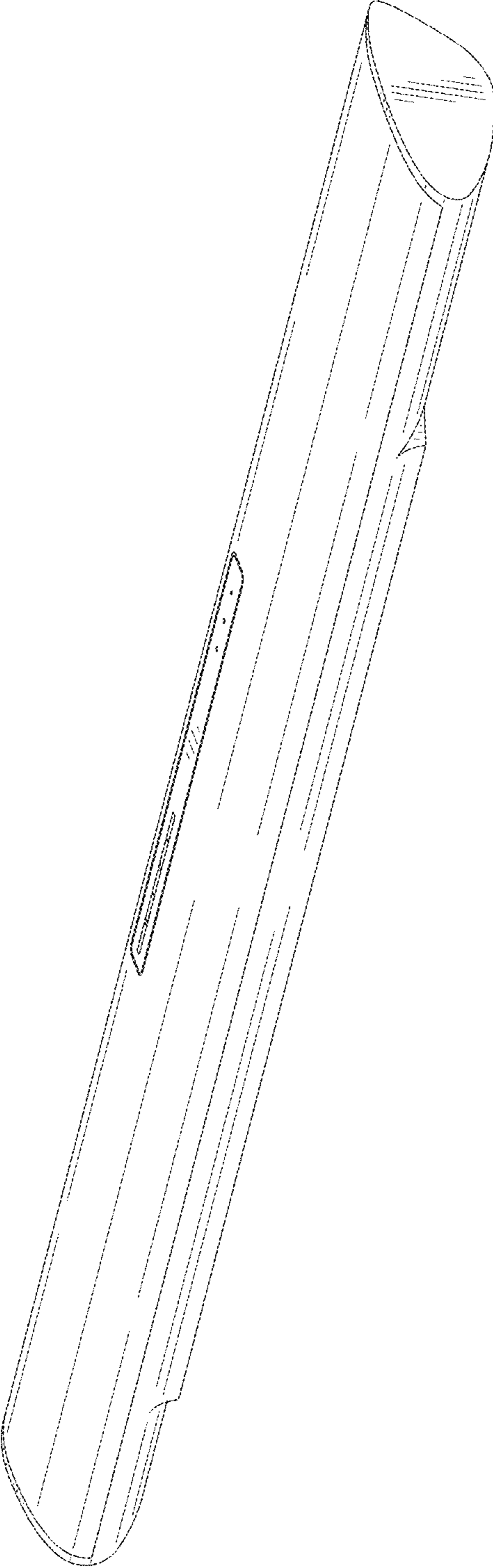


FIG.2

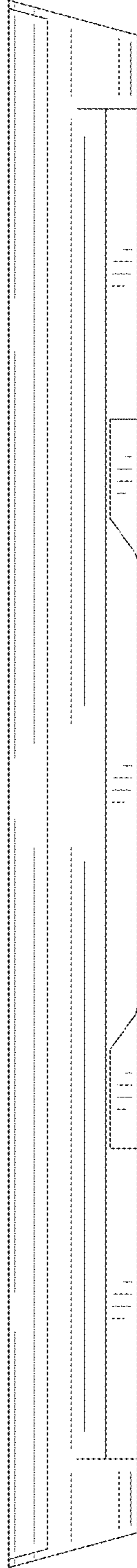


FIG. 3

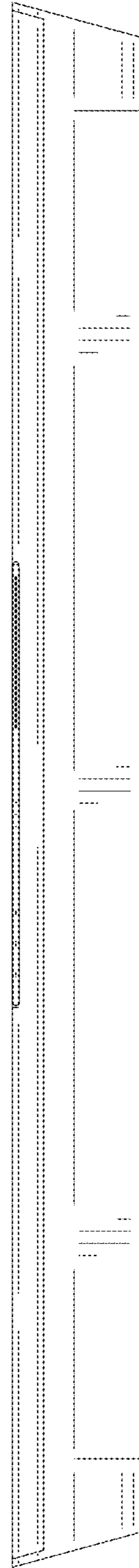


FIG.4

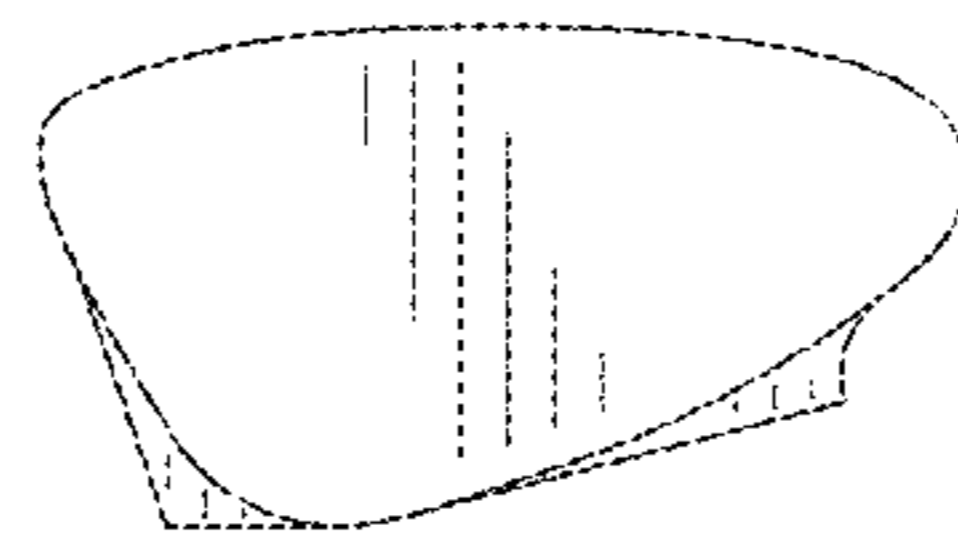


FIG.5

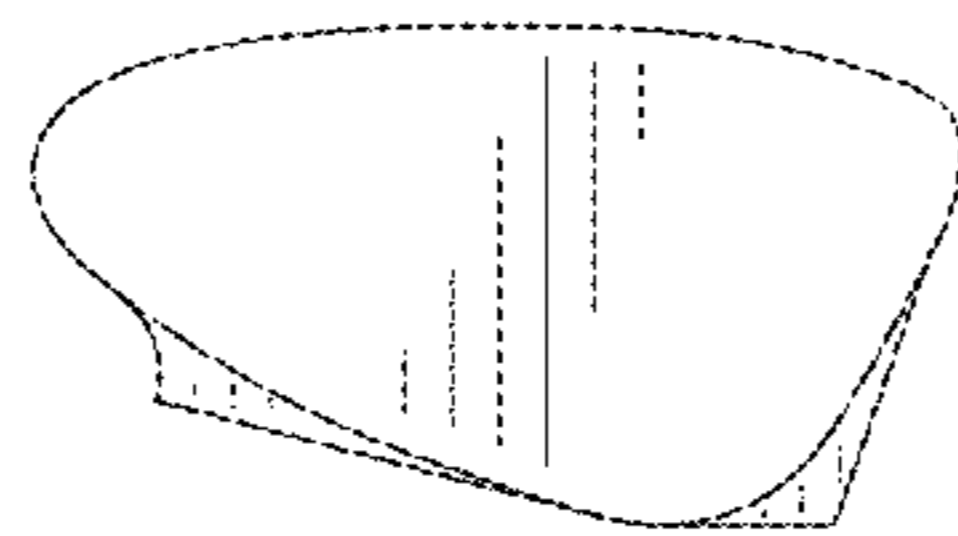


FIG. 6




FIG. 7

