



US00D718718S

(12) **United States Design Patent**
Picard et al.

(10) **Patent No.:** **US D718,718 S**

(45) **Date of Patent:** **** Dec. 2, 2014**

(54) **UNDERCABINET FRAME**

(71) Applicant: **The Wiremold Company**, West Hartford, CT (US)

(72) Inventors: **Richard R. Picard**, West Hartford, CT (US); **Phillip D. Prestigomo**, Simsbury, CT (US); **Taesuk Yang**, Wallingford, CT (US)

(73) Assignee: **The Wiremold Company**, West Hartford, CT (US)

(**) Term: **14 Years**

(21) Appl. No.: **29/468,207**

(22) Filed: **Sep. 27, 2013**

Related U.S. Application Data

(62) Division of application No. 29/428,833, filed on Aug. 3, 2012.

(51) **LOC (10) Cl.** **13-03**

(52) **U.S. Cl.**
USPC **D13/139.4**

(58) **Field of Classification Search**
USPC D13/152, 164, 184, 137.1, 153, 137.2, D13/133, 137.4, 139.7, 130, 128, 132, D13/138.2, 139.3, 139.1-139.2, 138.1, D13/139.4, 139.8, 139.6, 123, 160, 107, D13/155; 361/624, 679.01, 683; D9/416, D9/423, 424, 452; D8/356; D25/119, 124; 52/173.1, 656.2; 248/231.91

See application file for complete search history.

(56) **References Cited**

U.S. PATENT DOCUMENTS

D424,026	S	*	5/2000	Kabat	D13/184
D471,877	S	*	3/2003	Dyer et al.	D13/155
D498,211	S	*	11/2004	Thibault	D13/155
D539,755	S	*	4/2007	Makwinski et al.	D13/155
D619,992	S	*	7/2010	Wayman	D14/140.5
D640,983	S	*	7/2011	Alves et al.	D13/152

* cited by examiner

Primary Examiner — Ian Simmons

Assistant Examiner — Rhea Shields

(74) *Attorney, Agent, or Firm* — McCormick, Paulding & Huber LLP

(57) **CLAIM**

The ornamental design for an undercabinet frame, substantially as shown and described.

DESCRIPTION

FIG. 1 is a front, top, right-hand side perspective view of an undercabinet frame comprising a new, original and ornamental design;

FIG. 2 is a front view thereof;

FIG. 3 is a top view thereof;

FIG. 4 is a bottom view thereof;

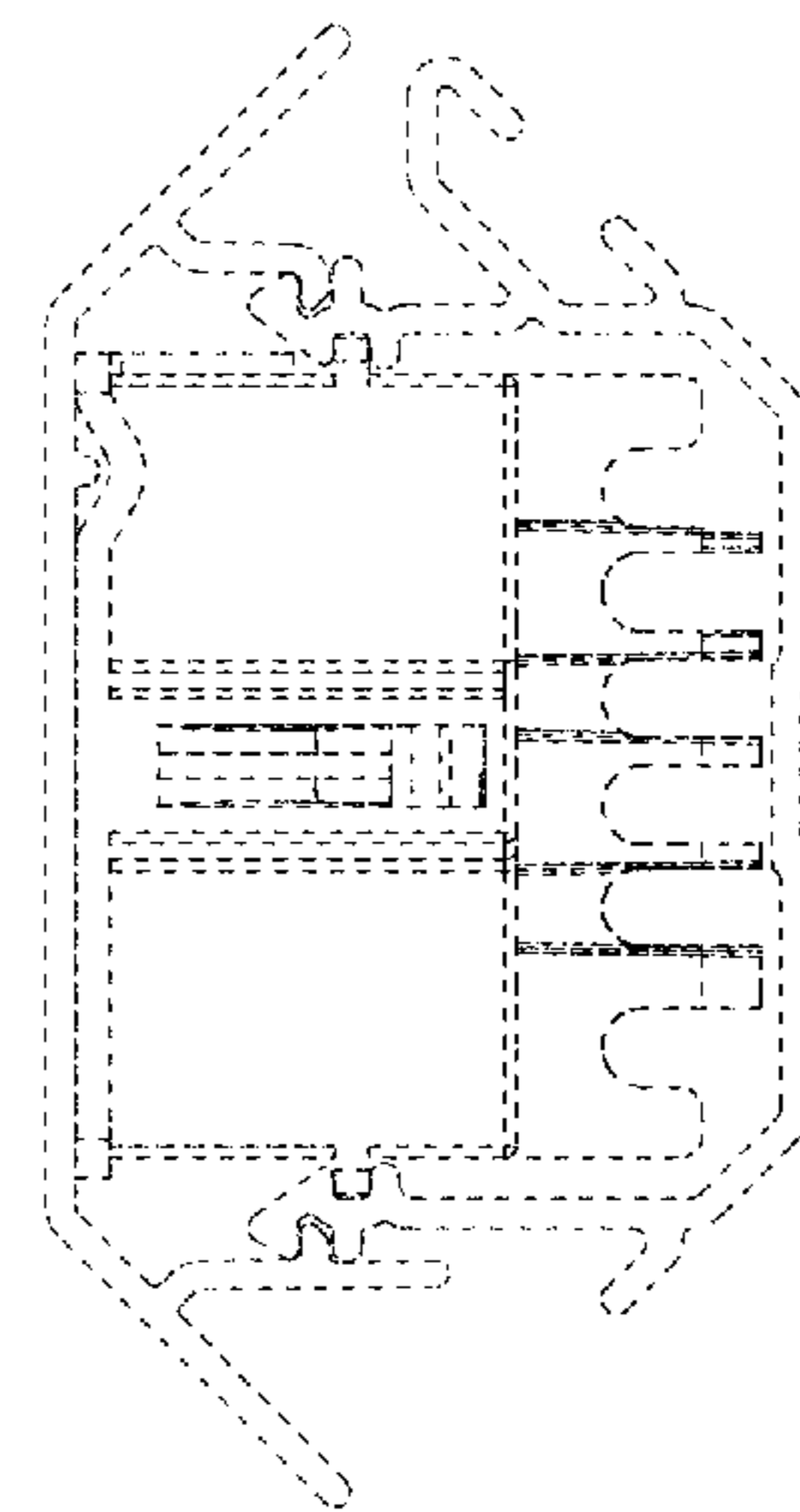
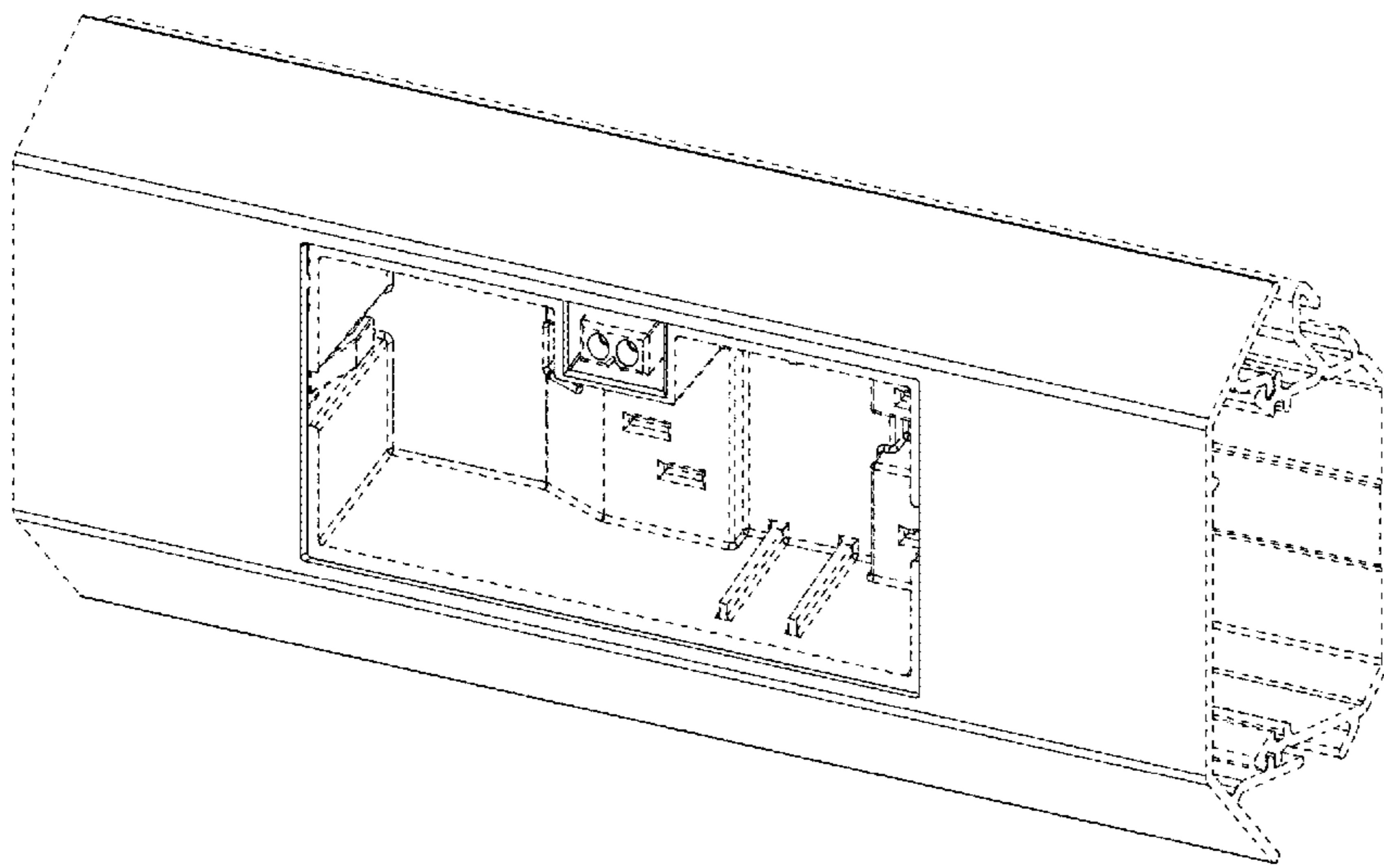
FIG. 5 is a left-hand side view thereof;

FIG. 6 is a right-hand side view thereof; and,

FIG. 7 is a rear view thereof.

The broken lines shown in the drawings illustrate unclaimed portions of the article and form no part of the claimed design.

1 Claim, 5 Drawing Sheets



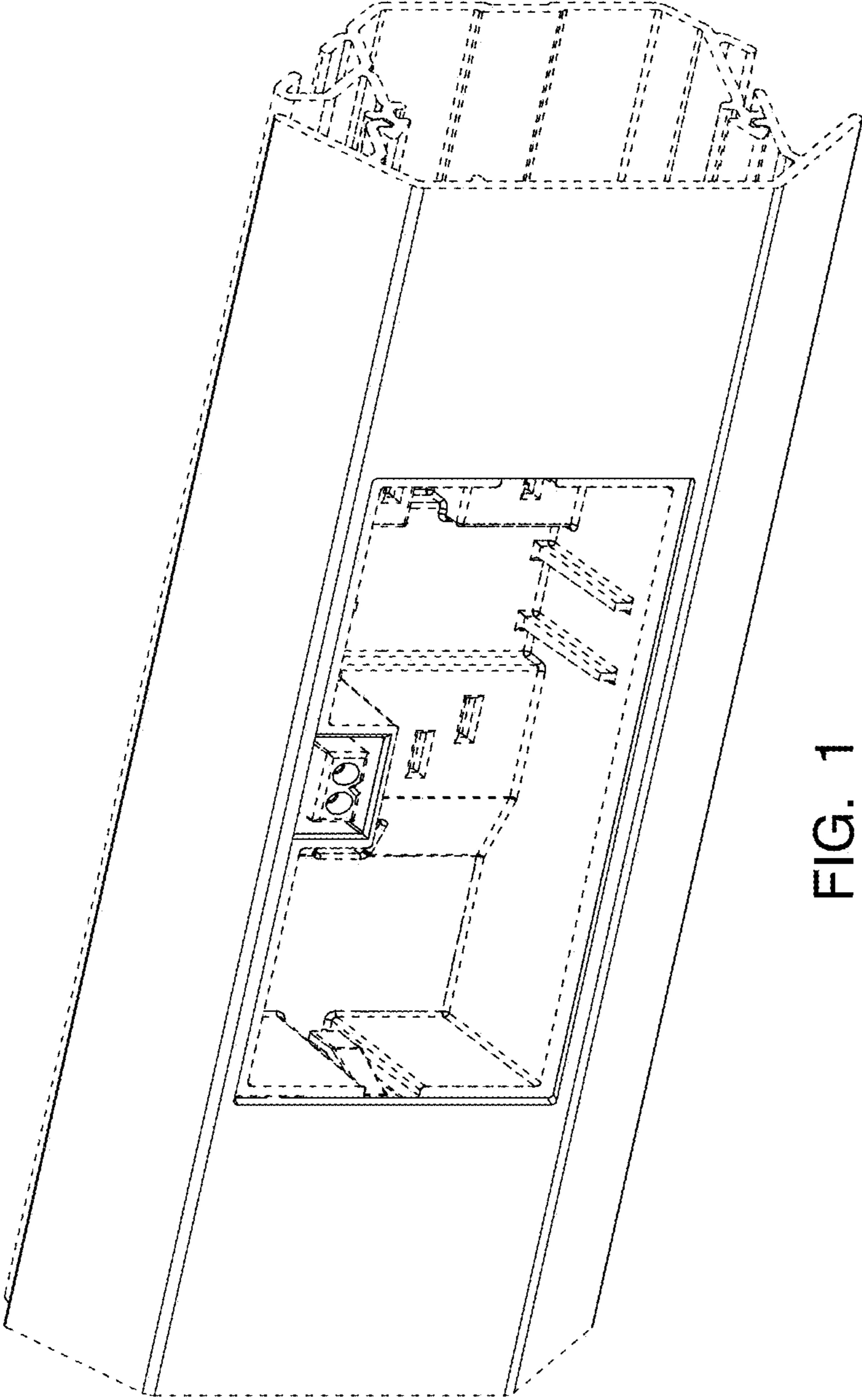


FIG. 1

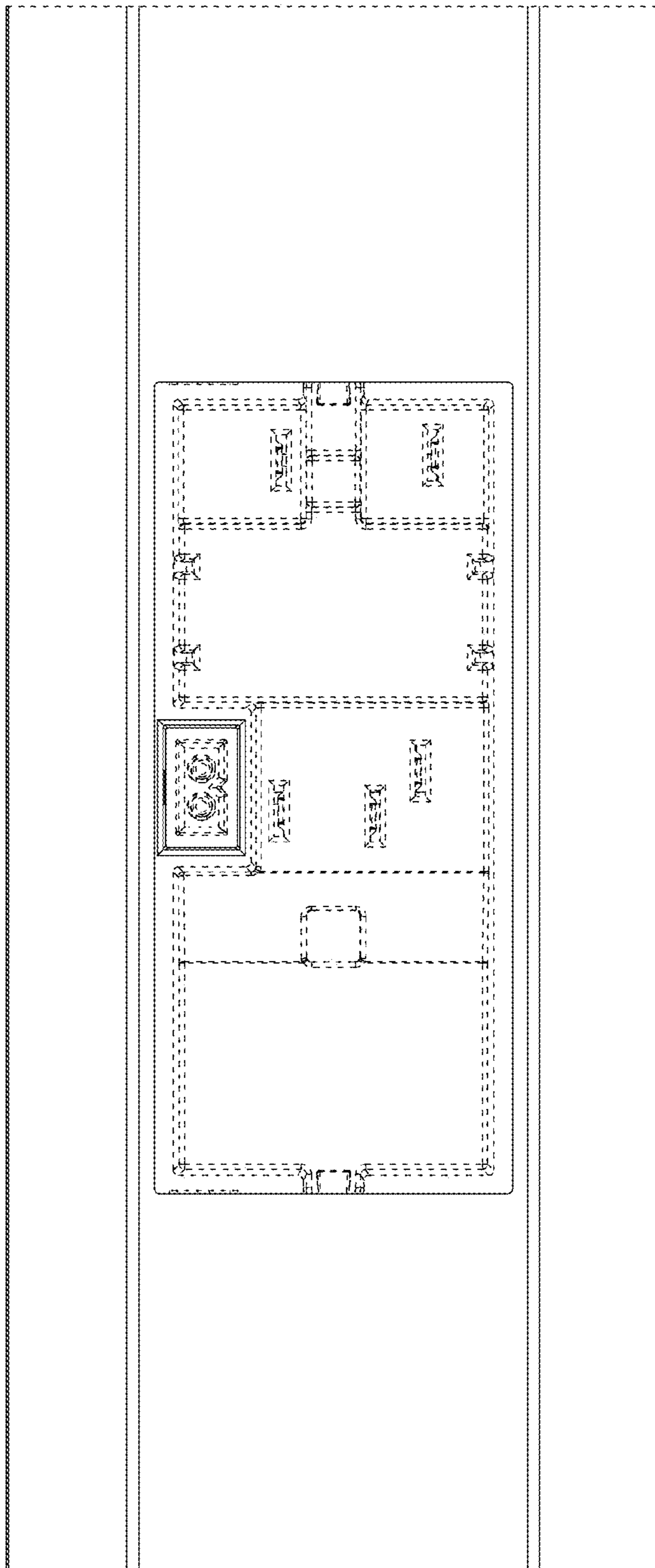


FIG. 2

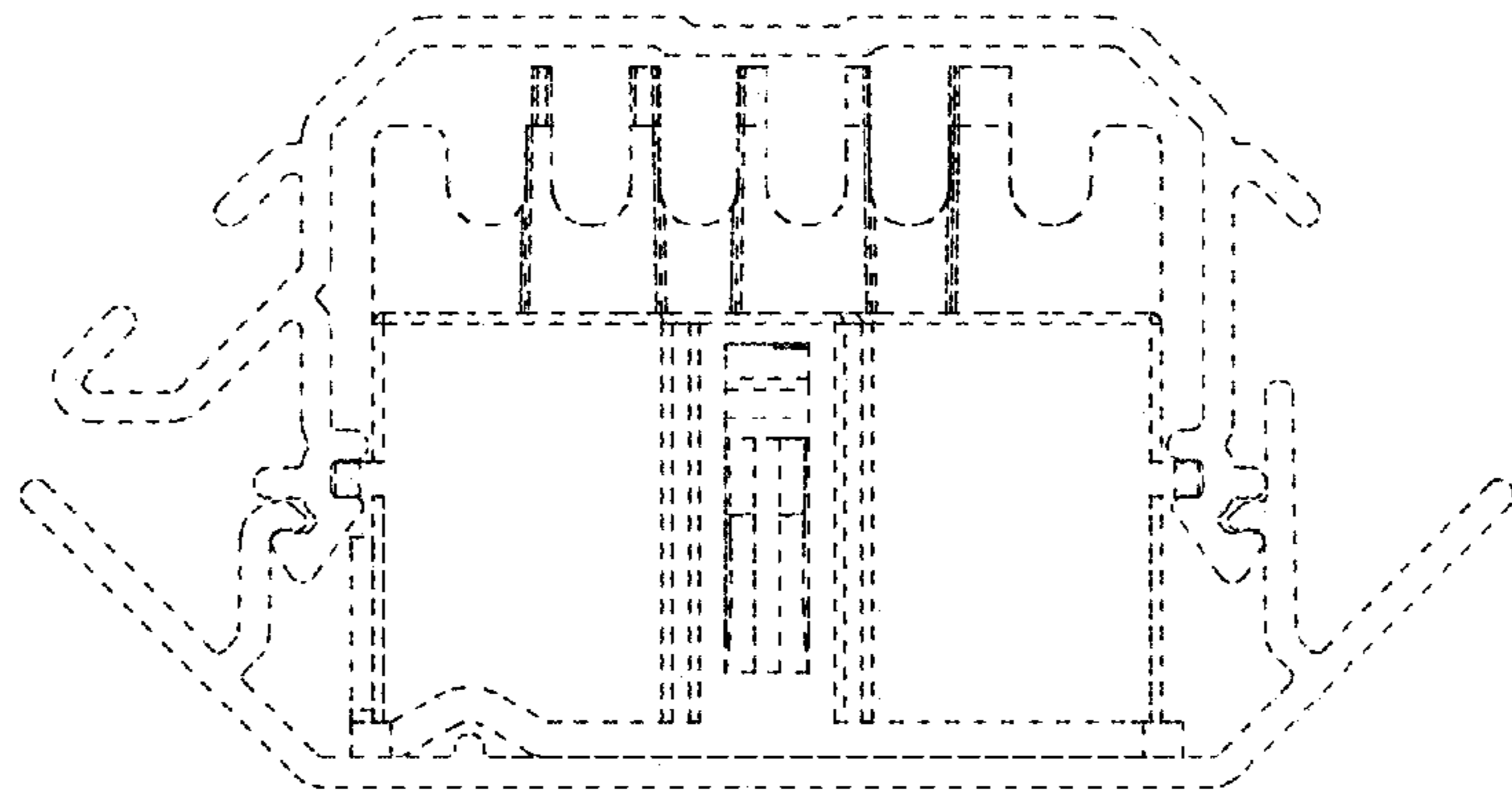


FIG. 5

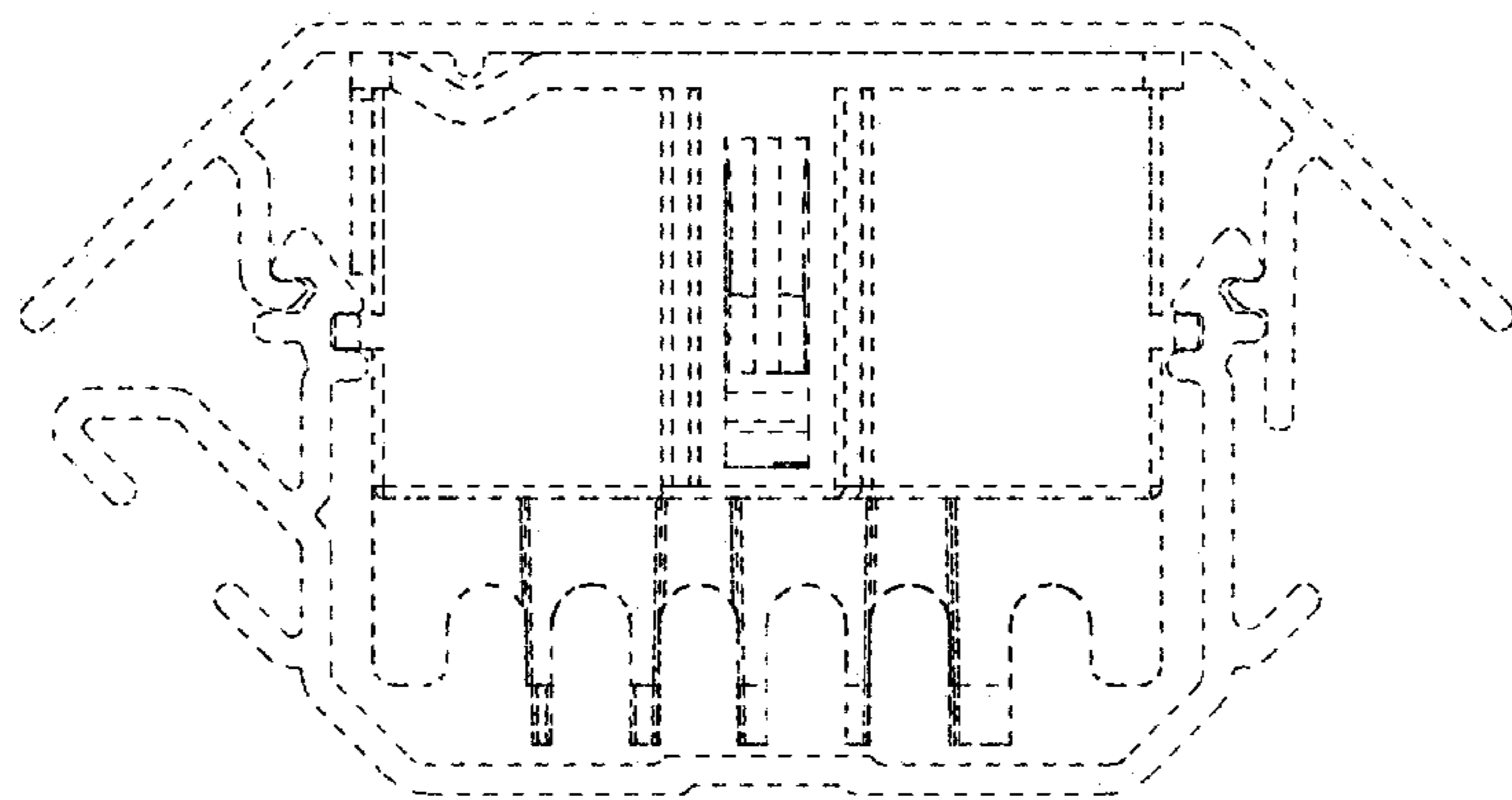


FIG. 6

