



US00D718686S

(12) **United States Design Patent**  
**Hammoud et al.**

(10) **Patent No.:** **US D718,686 S**

(45) **Date of Patent:** **\*\* Dec. 2, 2014**

(54) **VEHICLE HOOD**

(71) Applicants: **Mohamad J Hammoud**, Lake Orion, MI (US); **Jeffrey R Aneiros**, Birmingham, MI (US); **Mark D Hall**, Rochester Hills, MI (US); **Brandon L Faurote**, Rochester, MI (US)

(72) Inventors: **Mohamad J Hammoud**, Lake Orion, MI (US); **Jeffrey R Aneiros**, Birmingham, MI (US); **Mark D Hall**, Rochester Hills, MI (US); **Brandon L Faurote**, Rochester, MI (US)

(73) Assignee: **Chrysler Group LLC**, Auburn Hills, MI (US)

(\*\*) Term: **14 Years**

(21) Appl. No.: **29/493,938**

(22) Filed: **Jun. 16, 2014**

**Related U.S. Application Data**

(63) Continuation-in-part of application No. 29/476,470, filed on Dec. 13, 2013.

(51) **LOC (10) Cl.** ..... **12-16**

(52) **U.S. Cl.**  
USPC ..... **D12/173**

(58) **Field of Classification Search**  
USPC ..... D12/173, 196, 86, 90-92, 181;  
180/69.21, 69.2, 69.22

See application file for complete search history.

(56) **References Cited**

U.S. PATENT DOCUMENTS

D634,683	S	*	3/2011	Kuze .....	D12/173
D645,800	S	*	9/2011	Kumai et al. ....	D12/173
D662,013	S	*	6/2012	Hakamata et al. ....	D12/173
D679,227	S	*	4/2013	Schmeckpeper .....	D12/173
D683,286	S	*	5/2013	Fuchigami et al. ....	D12/173
D683,287	S	*	5/2013	Yoshida et al. ....	D12/173
D683,674	S	*	6/2013	Watanabe .....	D12/173
D685,303	S	*	7/2013	Tani et al. ....	D12/173
D685,700	S	*	7/2013	Tase et al. ....	D12/173
D687,357	S	*	8/2013	Weil .....	D12/173
D688,995	S	*	9/2013	Hildebrand et al. ....	D12/173
D699,643	S	*	2/2014	Chae .....	D12/173
2010/0140979	A1	*	6/2010	Seksaria et al. ....	296/193.11
2012/0285759	A1	*	11/2012	Ikeda et al. ....	180/69.2

\* cited by examiner

*Primary Examiner* — Melody Brown

(74) *Attorney, Agent, or Firm* — Ralph E. Smith

(57) **CLAIM**

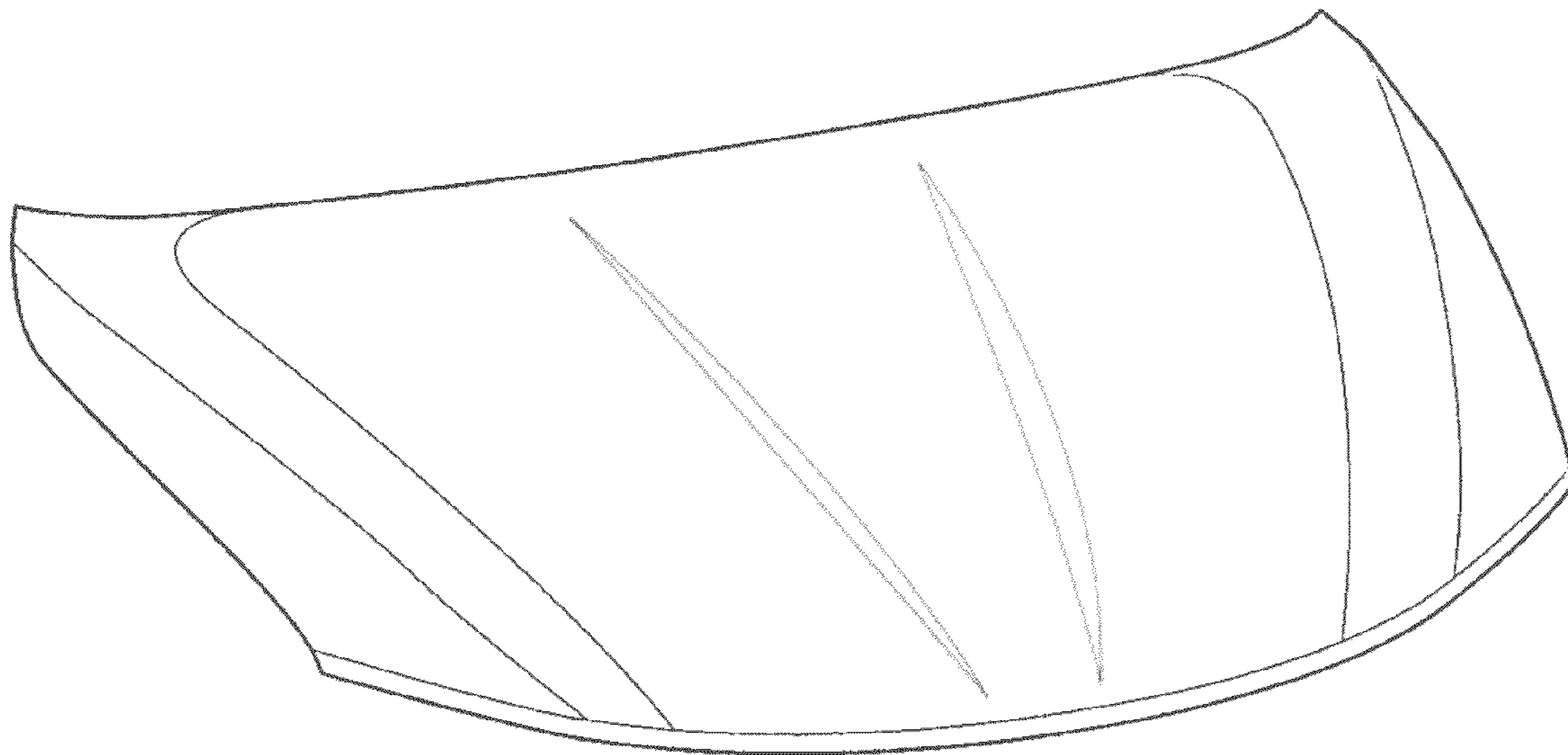
The ornamental design for a vehicle hood, as shown and described.

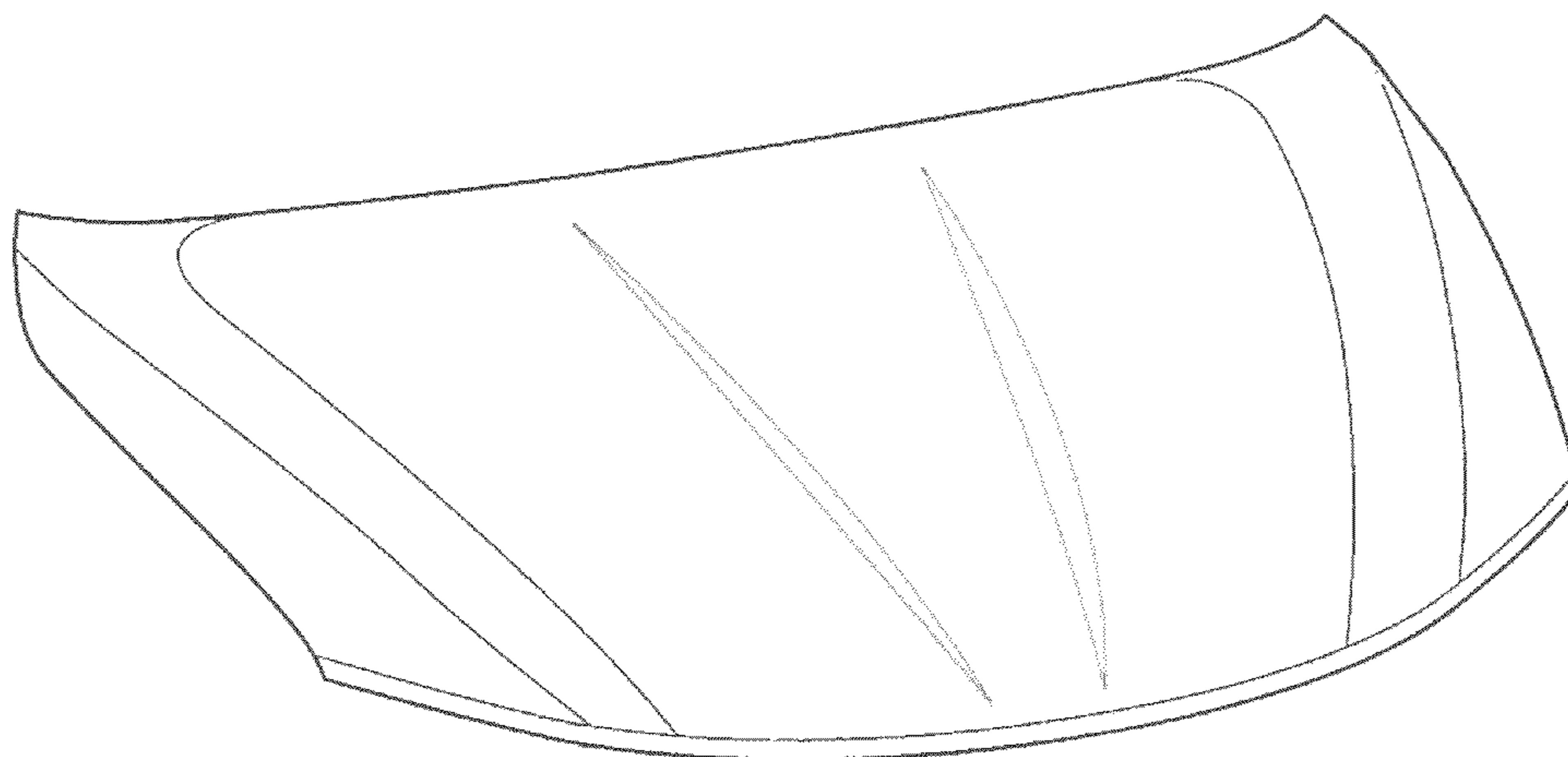
**DESCRIPTION**

FIG. 1 is a front and left side perspective view of a vehicle hood showing our new design;  
FIG. 2 is a front elevational view thereof;  
FIG. 3 is a rear elevational view thereof;  
FIG. 4 is a top plan view thereof;  
FIG. 5 is a left side elevational view thereof; and,  
FIG. 6 is a bottom plan view thereof.

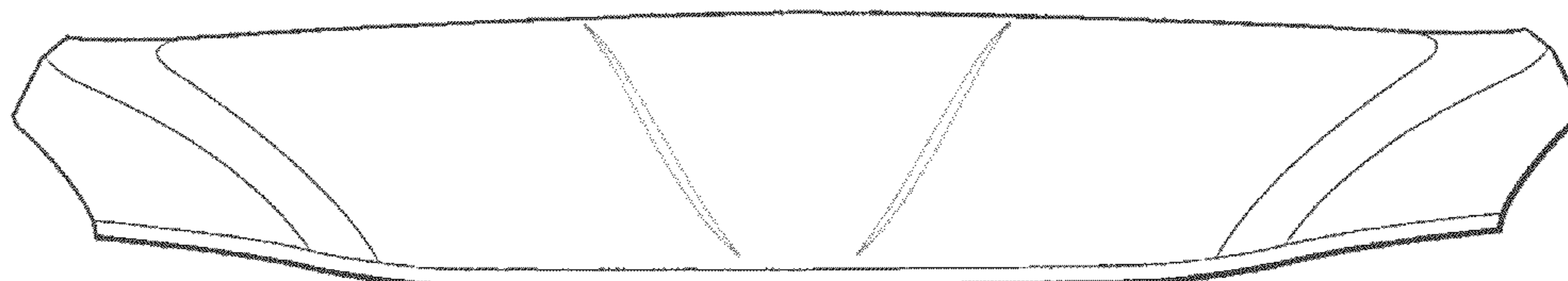
It will be understood that the broken lines shown in the drawings illustrate portions of the vehicle hood that form no part of claimed design.

**1 Claim, 3 Drawing Sheets**





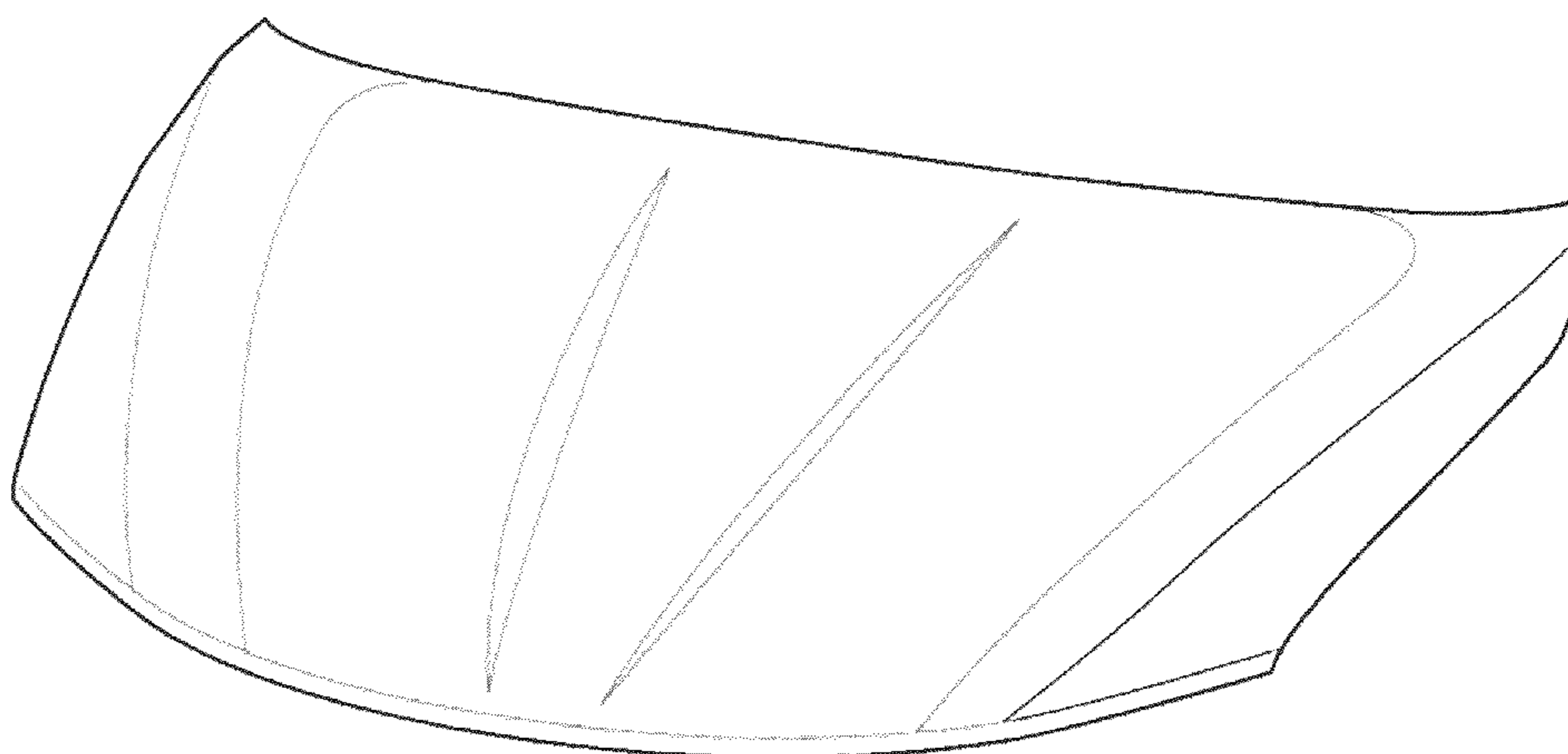
**FIG. 1**



**FIG. 2**



**FIG. 3**



**FIG. 4**



FIG. 5

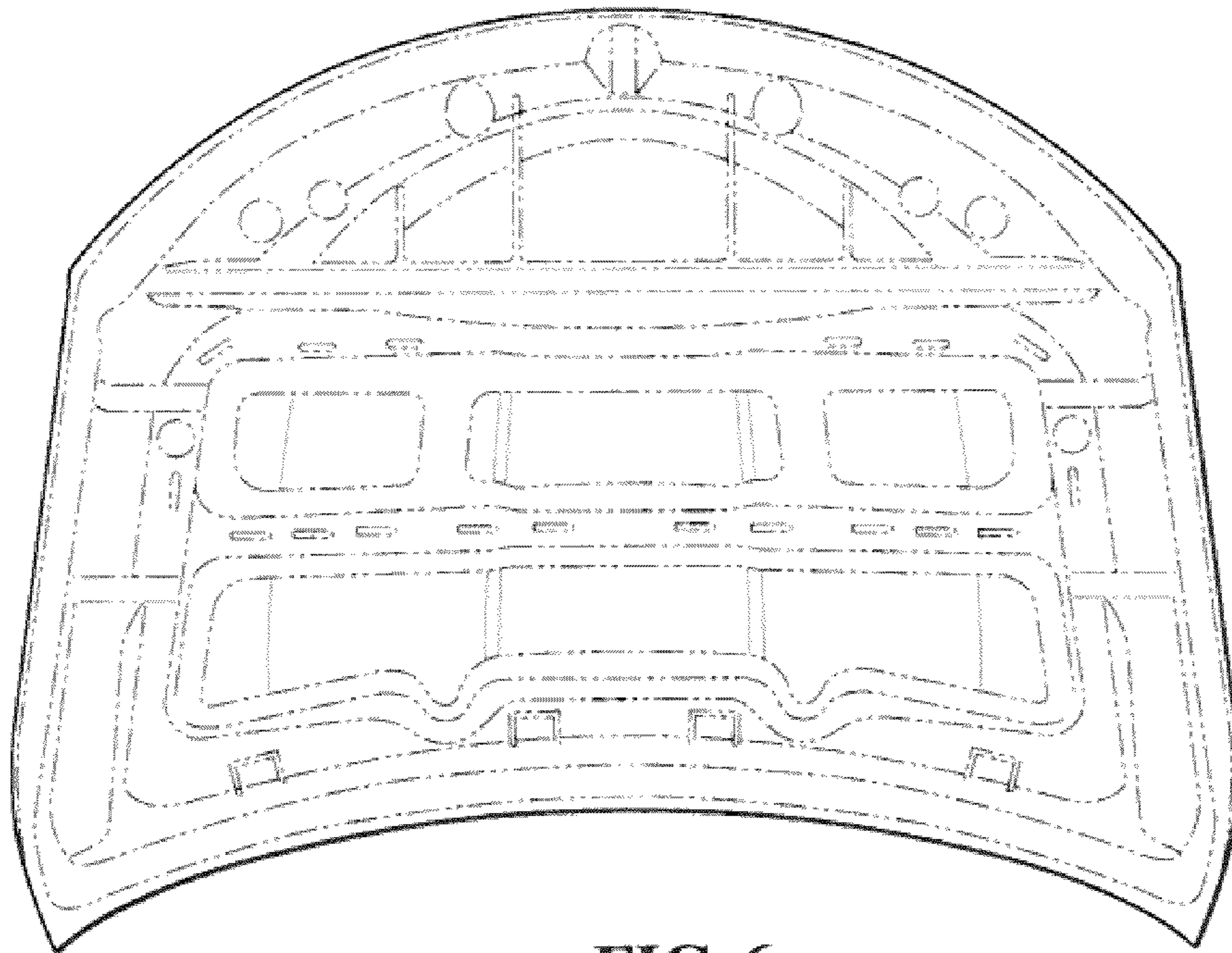


FIG. 6