



US00D718670S

(12) **United States Design Patent**
Kiska

(10) **Patent No.:** **US D718,670 S**

(45) **Date of Patent:** **** Dec. 2, 2014**

(54) **MOTORCYCLE**

(71) Applicant: **KTM-Sportmotorcycle AG,**
Anif-Salzburg (AT)

(72) Inventor: **Gerald Kiska,** Salzburg (AT)

(73) Assignee: **KTM-Sportmotorcycle AG** (AT)

(**) Term: **14 Years**

(21) Appl. No.: **29/483,748**

(22) Filed: **Mar. 3, 2014**

(30) **Foreign Application Priority Data**

Feb. 3, 2014 (AT) MU 58/2014

(51) **LOC (10) Cl.** **12-11**

(52) **U.S. Cl.**
USPC **D12/110**

(58) **Field of Classification Search**

CPC B62D 37/00; B62D 57/00; B62K 9/00;
B62K 11/04; B62K 17/00; B62K 19/48;
B62M 7/12; F02B 61/02; A63H 17/21;
B62J 17/00; B62J 17/04; B62J 29/00
USPC D12/109, 110, 111, 114, 117, 126, 184,
D12/186; D21/432, 458, 538; 180/210–217,
180/219, 220, 225, 229, 908; 280/103, 124,
280/152.1–152.3, 288.2, 288.4, 304.3, 770,
280/827, 828, 847, 848; 296/77.1, 78.1,
296/181.1, 187.01, 187.12, 192, 193.01,
296/193.04, 193.05, 193.09; 446/440

See application file for complete search history.

(56) **References Cited**

U.S. PATENT DOCUMENTS

D504,844	S	*	5/2005	Sasanami	D12/110
6,998,970	B2	*	2/2006	Conte	340/432
D551,129	S	*	9/2007	Takeda	D12/110
D567,717	S	*	4/2008	Hishiki	D12/110
D588,961	S	*	3/2009	Tanaka et al.	D12/110
D597,449	S	*	8/2009	Nagao	D12/110
D598,815	S	*	8/2009	Nagao	D12/110
D601,458	S	*	10/2009	Nagao	D12/110
D605,089	S	*	12/2009	Tanaka et al.	D12/110
D638,756	S	*	5/2011	Kouchi et al.	D12/110
D669,397	S	*	10/2012	Isokari	D12/110
2008/0169134	A1	*	7/2008	Tomolillo et al.	180/6.24
2010/0025140	A1	*	2/2010	Takenaka et al.	180/219

* cited by examiner

Primary Examiner — Philip S Hyder

Assistant Examiner — Darlington Ly

(74) *Attorney, Agent, or Firm* — Renner, Otto, Boisselle & Sklar, LLP

(57) **CLAIM**

The ornamental design for a motorcycle, as shown and described.

DESCRIPTION

FIG. 1 is a front perspective view of a motorcycle showing my new design;
FIG. 2 is a rear perspective thereof;
FIG. 3 is a top perspective thereof;
FIG. 4 is a left side perspective thereof;
FIG. 5 is a right side perspective thereof;
FIG. 6 is a rear and left side perspective thereof; and,
FIG. 7 is a front and right side perspective thereof.
The broken lines enclosing the white surfaces illustrate portions of the motorcycle that form no part of the claimed design.

1 Claim, 5 Drawing Sheets





FIG. 1




FIG. 2




FIG. 3



FIG. 4




FIG. 5




FIG. 6



FIG. 7