



US00D718660S

(12) **United States Design Patent**  
**Howell et al.**

(10) **Patent No.:** **US D718,660 S**  
(45) **Date of Patent:** **\*\* Dec. 2, 2014**

(54) **AUTOMOBILE BODY**

(71) Applicants: **Gregory A Howell**, Farmington, MI (US); **Vincent Galante**, Lake Orion, MI (US); **Mark Allen**, Oxford, MI (US); **Robert Burns**, Rochester, MI (US)

(72) Inventors: **Gregory A Howell**, Farmington, MI (US); **Vincent Galante**, Lake Orion, MI (US); **Mark Allen**, Oxford, MI (US); **Robert Burns**, Rochester, MI (US)

(73) Assignee: **Chrysler Group LLC**, Auburn Hills, MI (US)

(\*\*) Term: **14 Years**

(21) Appl. No.: **29/484,420**

(22) Filed: **Mar. 10, 2014**

**Related U.S. Application Data**

(63) Continuation of application No. 29/434,717, filed on Oct. 16, 2012, now Pat. No. Des. 703,583.

(51) **LOC (10) Cl.** ..... **12-08**

(52) **U.S. Cl.**  
USPC ..... **D12/91**

(58) **Field of Classification Search**  
CPC ..... B62D 35/00  
USPC ..... D12/86, 90-92; D21/421, 433, 434;  
296/181.1, 181.5

See application file for complete search history.

(56) **References Cited**

U.S. PATENT DOCUMENTS

D565,467 S *	4/2008	Aneiros et al. ....	D12/91
D568,211 S *	5/2008	Vardis et al. ....	D12/91
D574,298 S *	8/2008	Opfer et al. ....	D12/91
D586,697 S *	2/2009	Nagode et al. ....	D12/91
D589,401 S *	3/2009	Yokoi et al. ....	D12/91
D693,737 S *	11/2013	Hammoud et al. ....	D12/91
D703,583 S *	4/2014	Howell et al. ....	D12/91

\* cited by examiner

*Primary Examiner* — Melody N Brown

(74) *Attorney, Agent, or Firm* — Ralph E Smith

(57) **CLAIM**

The ornamental design for an automobile body, as shown and described.

**DESCRIPTION**

FIG. 1 is a front view of an automobile body showing our new design;

FIG. 2 is a side view thereof;

FIG. 3 is a front perspective view thereof;


FIG. 4 is a rear perspective view thereof;

FIG. 5 is a rear view thereof; and,

FIG. 6 is a top view thereof.

It will be understood that the broken lines presented in the drawings are for illustration only, and do not form a part of the claimed design.

**1 Claim, 6 Drawing Sheets**






FIG. 1



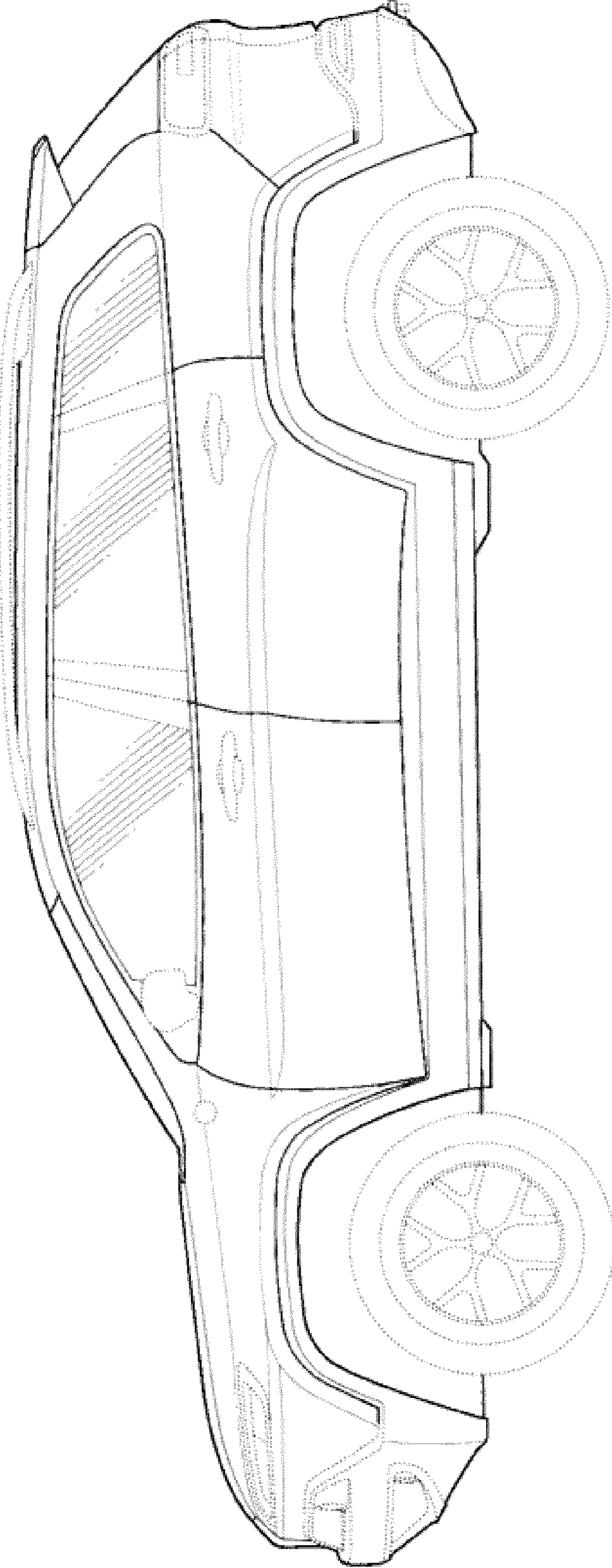


FIG. 2

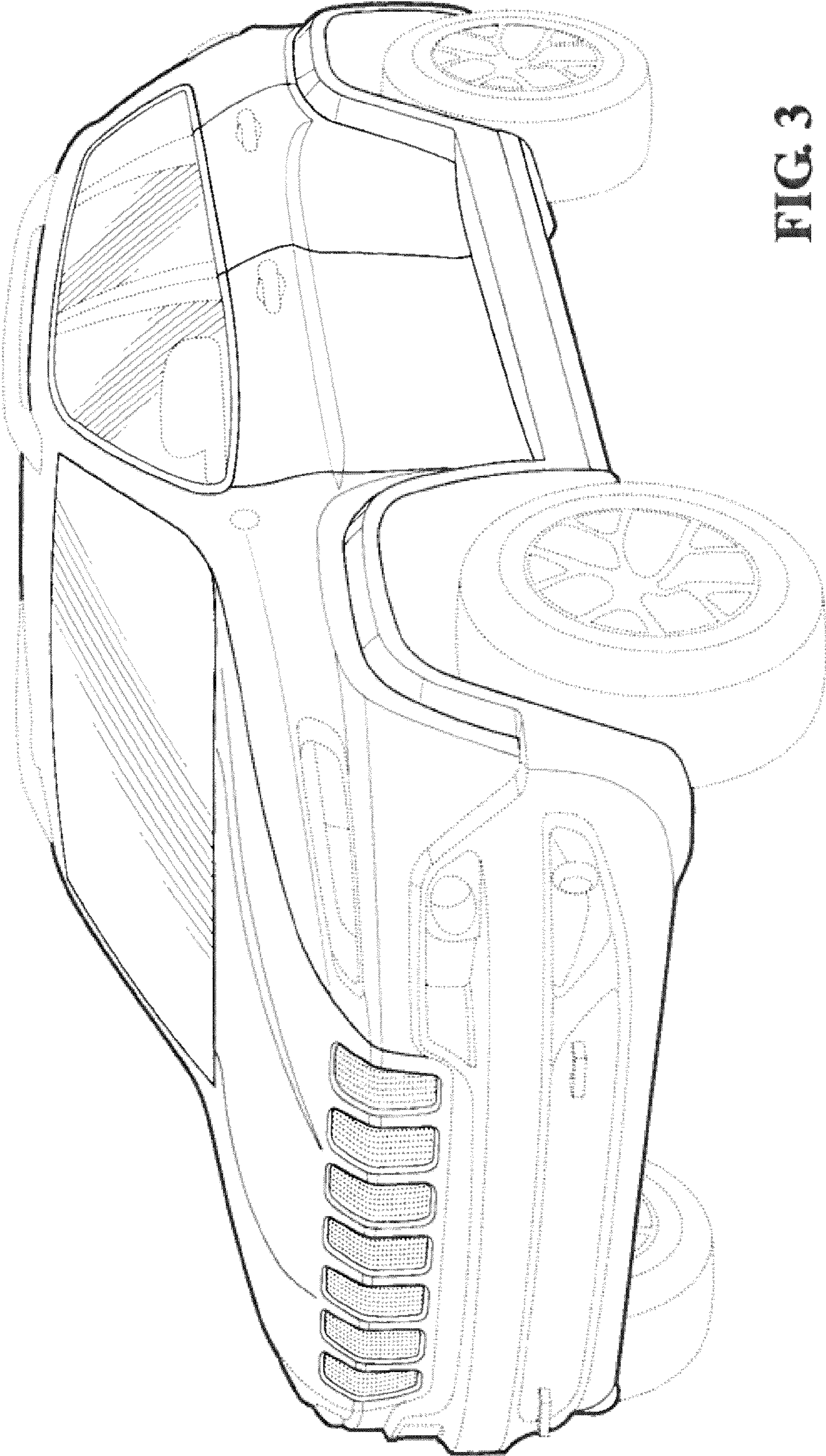


FIG. 3



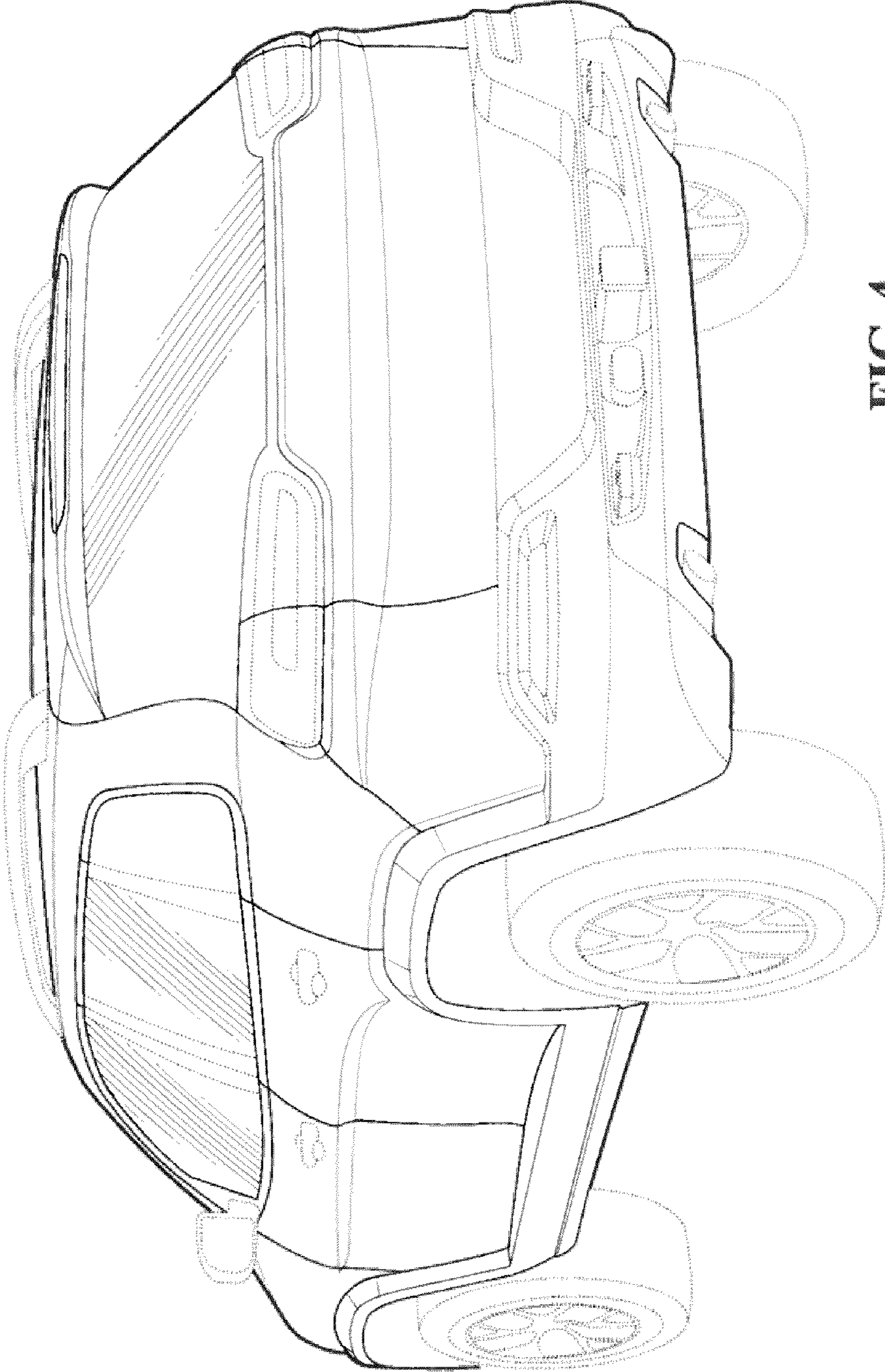


FIG. 4




FIG. 5



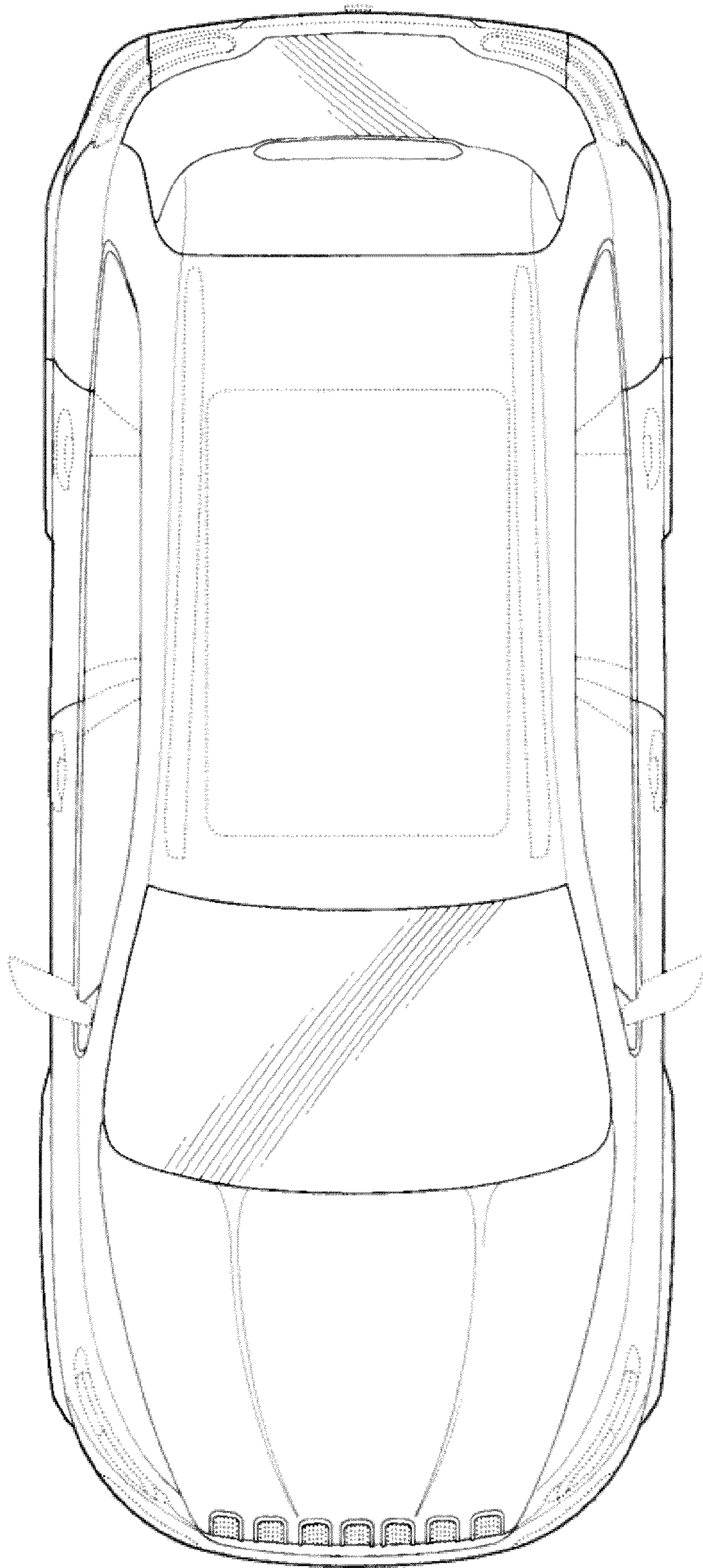


FIG. 6