



US00D718618S

(12) **United States Design Patent**
Perez

(10) **Patent No.:** **US D718,618 S**
(45) **Date of Patent:** **** Dec. 2, 2014**

(54) **PYRAMID BOX BLANK**

(76) Inventor: **Ricardo Perez**, Broad Brook, CT (US)

(**) Term: **14 Years**

(21) Appl. No.: **29/413,380**

(22) Filed: **Apr. 23, 2012**

(51) **LOC (10) Cl.** **09-03**

(52) **U.S. Cl.**
USPC **D9/433**

(58) **Field of Classification Search**
CPC B65D 5/18; B65D 5/20; B65D 5/30;
B65D 71/12; B65D 71/40; B65D 71/46;
B65D 5/50; B65D 5/42; B65D 85/00
USPC D9/430-433, 414, 418, 420-424;
D3/272, 273, 302; 206/267, 269, 270,
206/273, 299, 737, 740, 822; 229/100, 101,
229/101.3, 106, 108-112

See application file for complete search history.

(56) **References Cited**

U.S. PATENT DOCUMENTS

D30,160	S	*	2/1899	Wellman	D9/433
D369,744	S	*	5/1996	Cai	D9/433
D421,903	S	*	3/2000	Craker	D9/433
D427,904	S	*	7/2000	Persson et al.	D9/433
D428,336	S	*	7/2000	Persson et al.	D9/433
D428,337	S	*	7/2000	Persson et al.	D9/433
D431,003	S	*	9/2000	Persson et al.	D9/433
D506,133	S	*	6/2005	Goodfellow et al.	D9/433

* cited by examiner

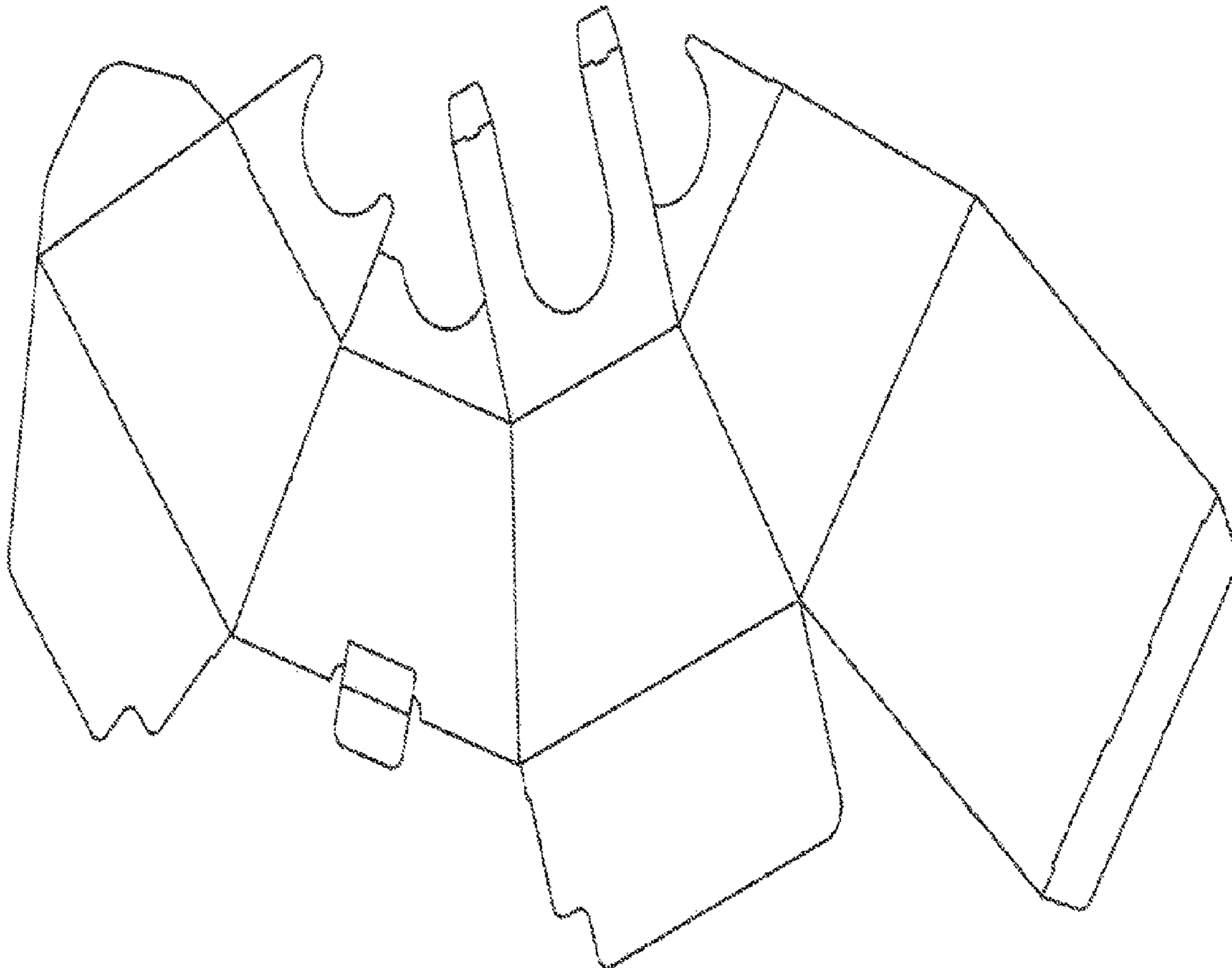
Primary Examiner — Susan Bennett Hattan
Assistant Examiner — Vy Koenig

(57) **CLAIM**
The ornamental design for a pyramid box blank, as shown and described.

DESCRIPTION

FIG. 1 is a top view for a pyramid box blank showing my new design; and,
FIG. 2 is a bottom view thereof.

1 Claim, 2 Drawing Sheets



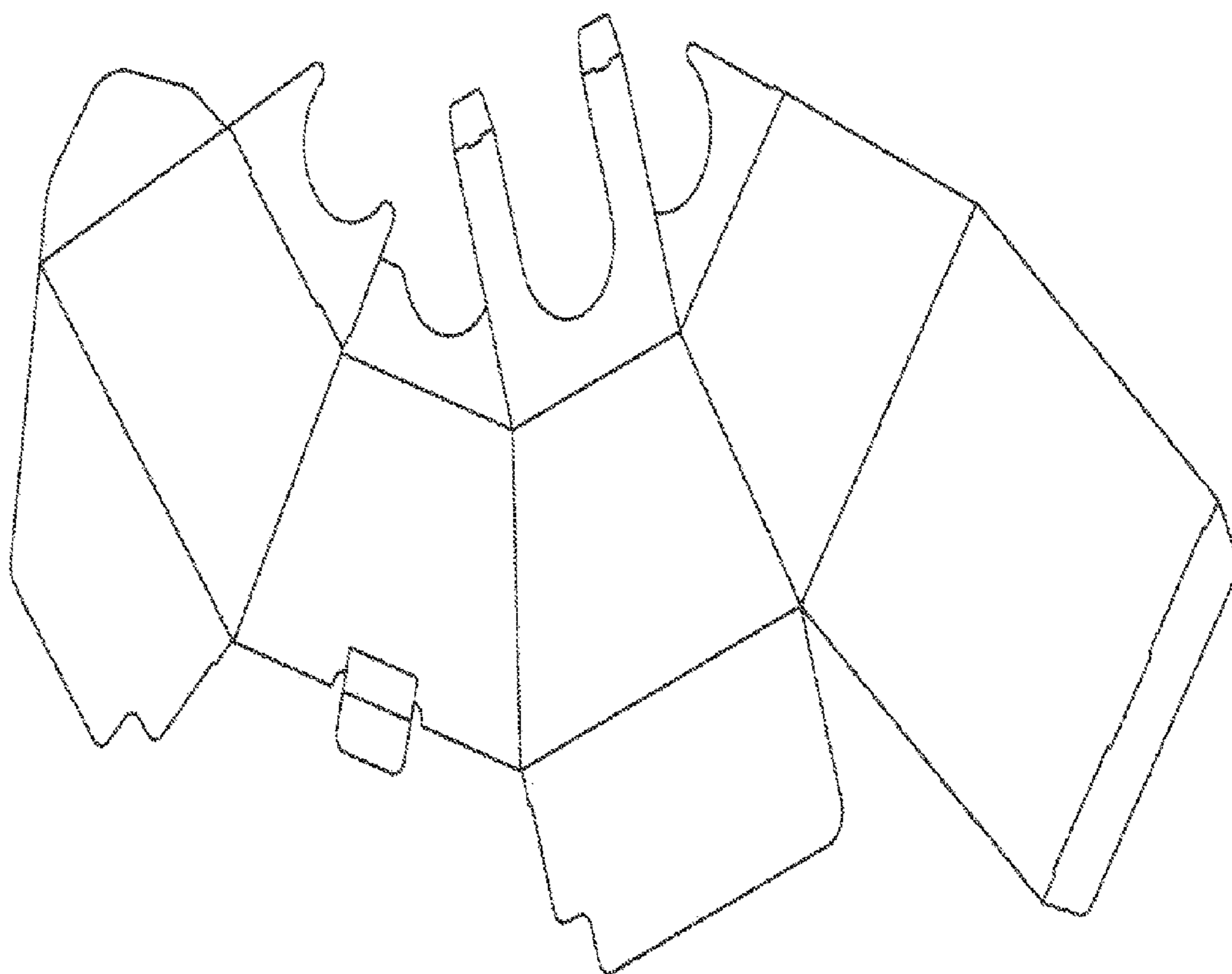


FIG. 1

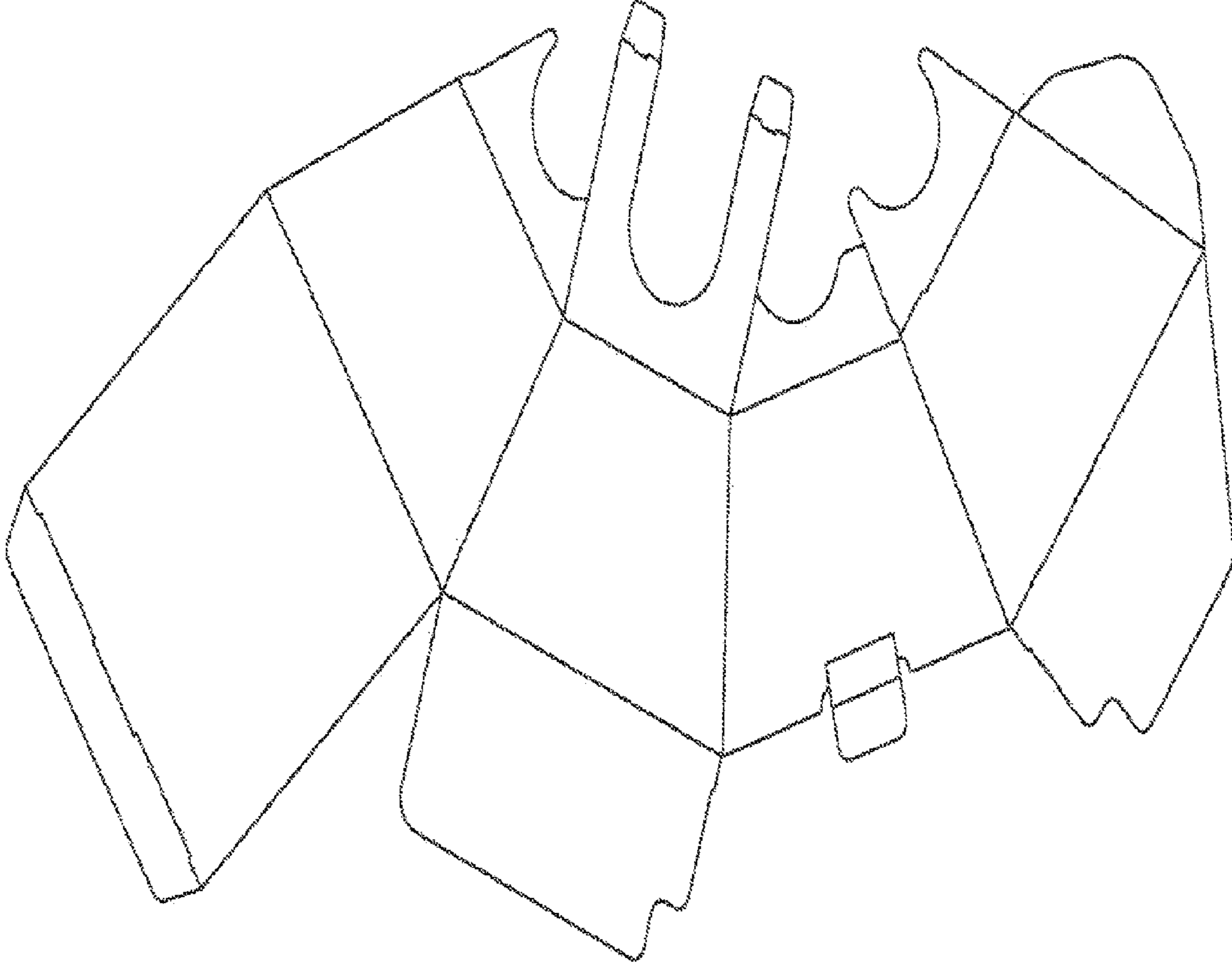


FIG. 2