



US00D718615S

(12) **United States Design Patent**
Hammer et al.

(10) **Patent No.:** **US D718,615 S**
(45) **Date of Patent:** **** Dec. 2, 2014**

(54) **DOOR STOP**

(75) Inventors: **Allison Michelle Hammer**, Chicago, IL (US); **José Manuel Fernandes dos Santos**, Chicago, IL (US)

(73) Assignee: **Liberty Hardware Mfg. Corp.**, Winston-Salem, NC (US)

(**) Term: **14 Years**

(21) Appl. No.: **29/424,814**

(22) Filed: **Jun. 15, 2012**

(51) **LOC (10) Cl.** **08-09**

(52) **U.S. Cl.**
USPC **D8/402**

(58) **Field of Classification Search**
CPC . E05F 5/06; E05Y 2900/531; E05Y 2201/21; E05C 17/203; E05C 17/36
USPC D8/395, 400–404, 499, 391, 393, 388, D8/360, 378; D9/456, 614, 623, 628, 640, D9/673; D19/34.3; D21/385, 418, 426, D21/430, 441, 447, 582, 587, 593; D7/354, D7/388, 566, 570; 16/71, 82, 83, 375, 342, 16/85, 86 R; D29/124; D11/82, 53, 101; 292/343, 342, 288; D28/38, 39, 54.1, D28/77; D20/19, 42, 43

See application file for complete search history.

(56) **References Cited**

U.S. PATENT DOCUMENTS

D207,584	S	*	5/1967	Johnson et al.	D8/378
D217,006	S	*	3/1970	Michalek	D7/388
D349,568	S	*	8/1994	El-Assir	D23/367
D425,313	S	*	5/2000	Zadro	D6/309
D440,016	S	*	4/2001	Thorpe	D28/77
D479,094	S	*	9/2003	Ancona	D7/388
D492,581	S	*	7/2004	Fahy et al.	D8/378
D548,013	S	*	8/2007	Laquitaine	D7/566
D558,986	S	*	1/2008	Gildersleeve et al.	D6/306
D673,609	S	*	1/2013	Hammer et al.	D19/34.3
D692,772	S	*	11/2013	Krishan	D9/661
D698,230	S	*	1/2014	Hammer et al.	D8/372

* cited by examiner

Primary Examiner — Barbara Fox

Assistant Examiner — Chelsea Sealey

(74) *Attorney, Agent, or Firm* — Lora J. Graentzdoerffer

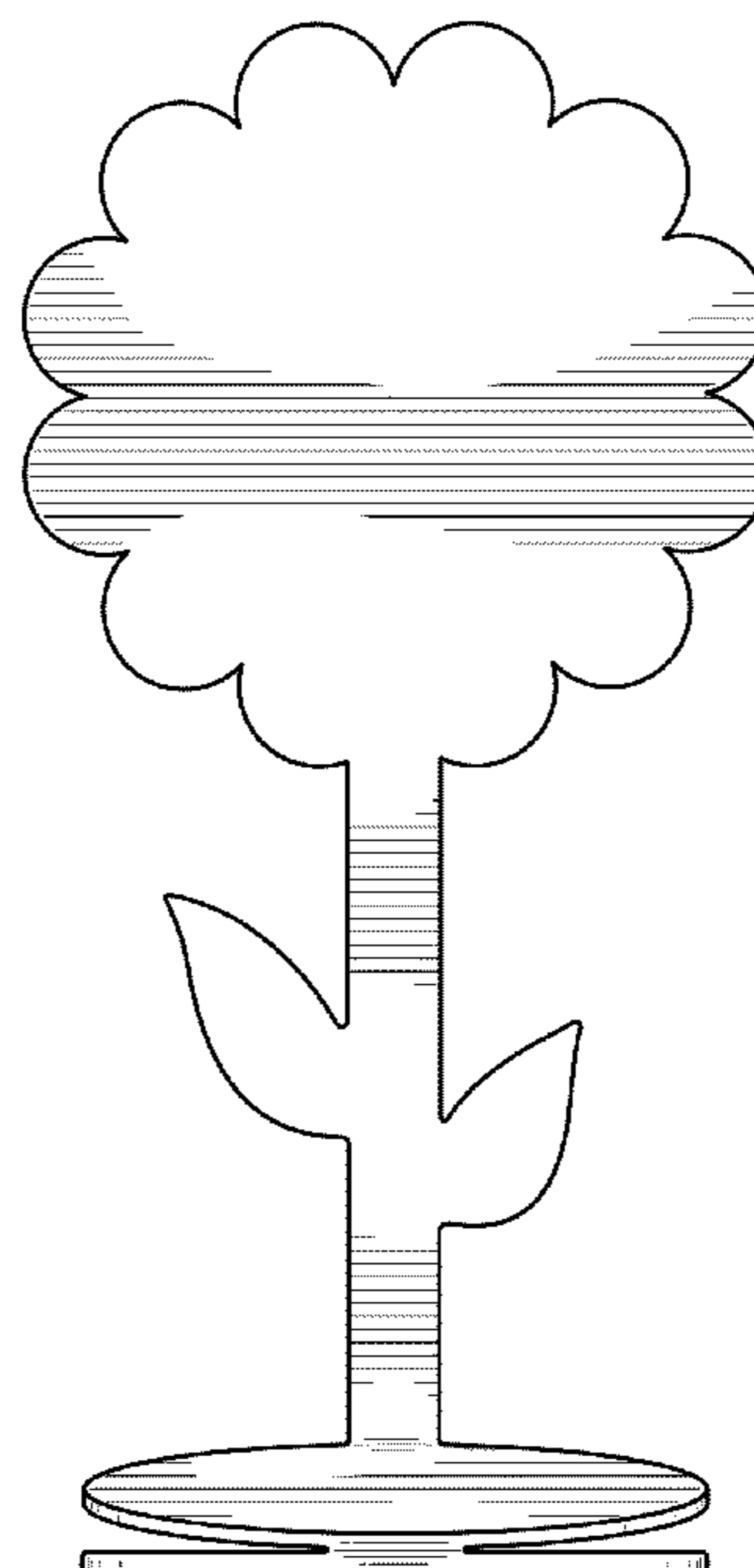

(57) **CLAIM**

The ornamental design for a door stop, as shown and described.

DESCRIPTION

FIG. 1 is a perspective view of a door stop showing our design;
FIG. 2 is a front elevational view;
FIG. 3 is a rear elevational view;
FIG. 4 is a top plan view;
FIG. 5 is a bottom plan view;
FIG. 6 is a left side elevational view; and,
FIG. 7 is a right side elevational view.
The broken lines indicate portions of the door stop that form no part of the claimed design.

1 Claim, 6 Drawing Sheets






FIG. 1




FIG. 2

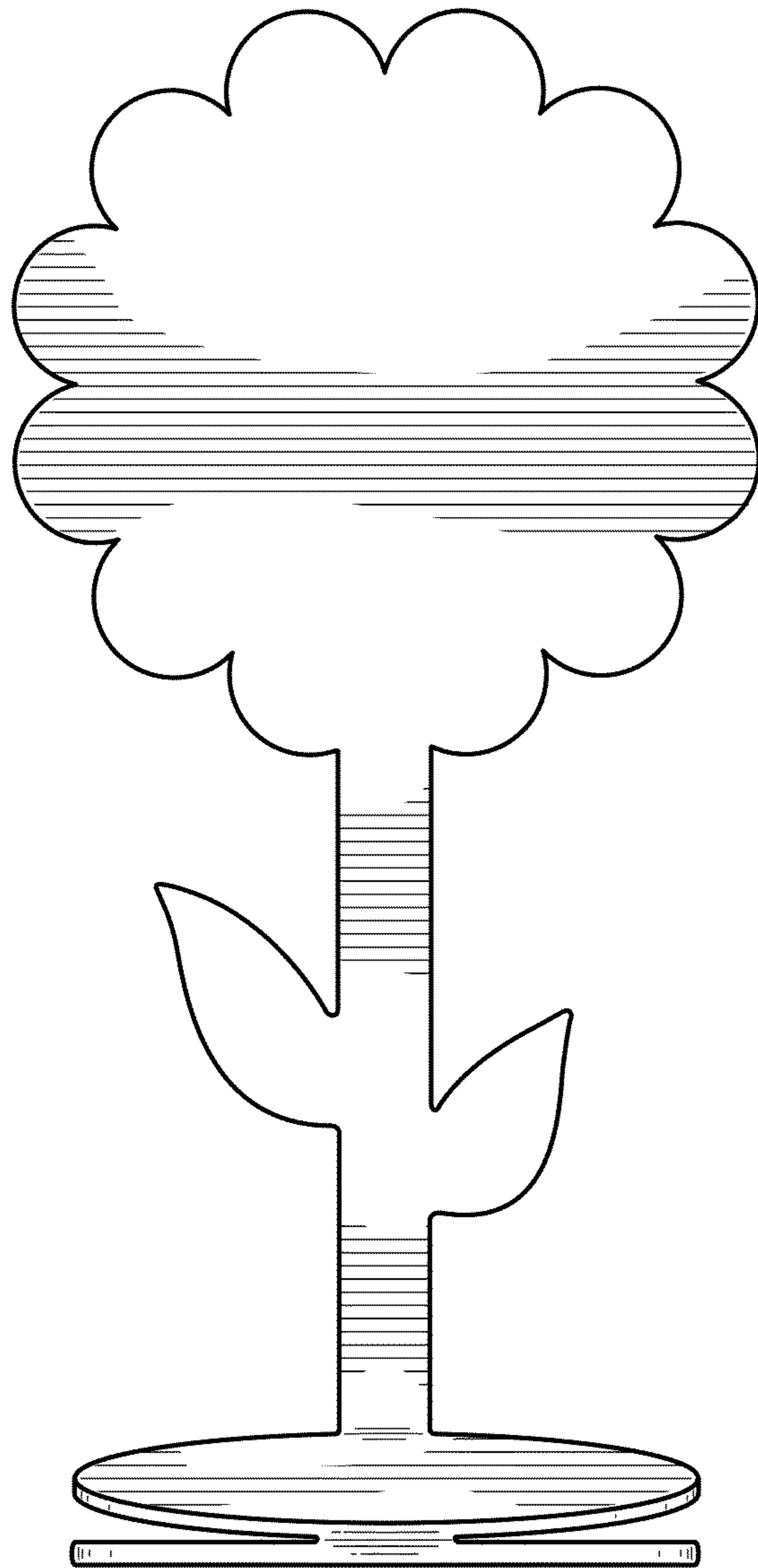


FIG. 3

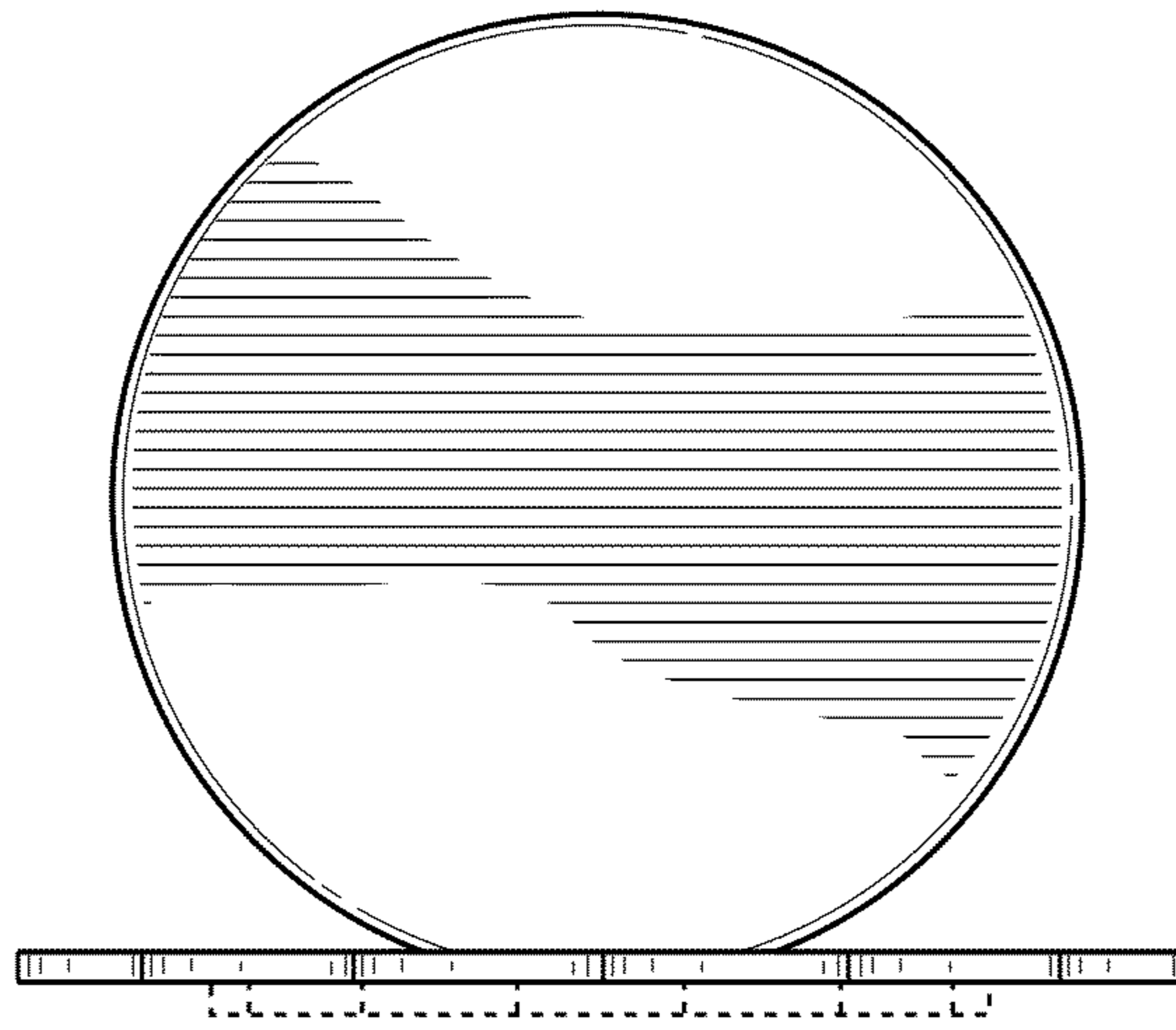


FIG. 4

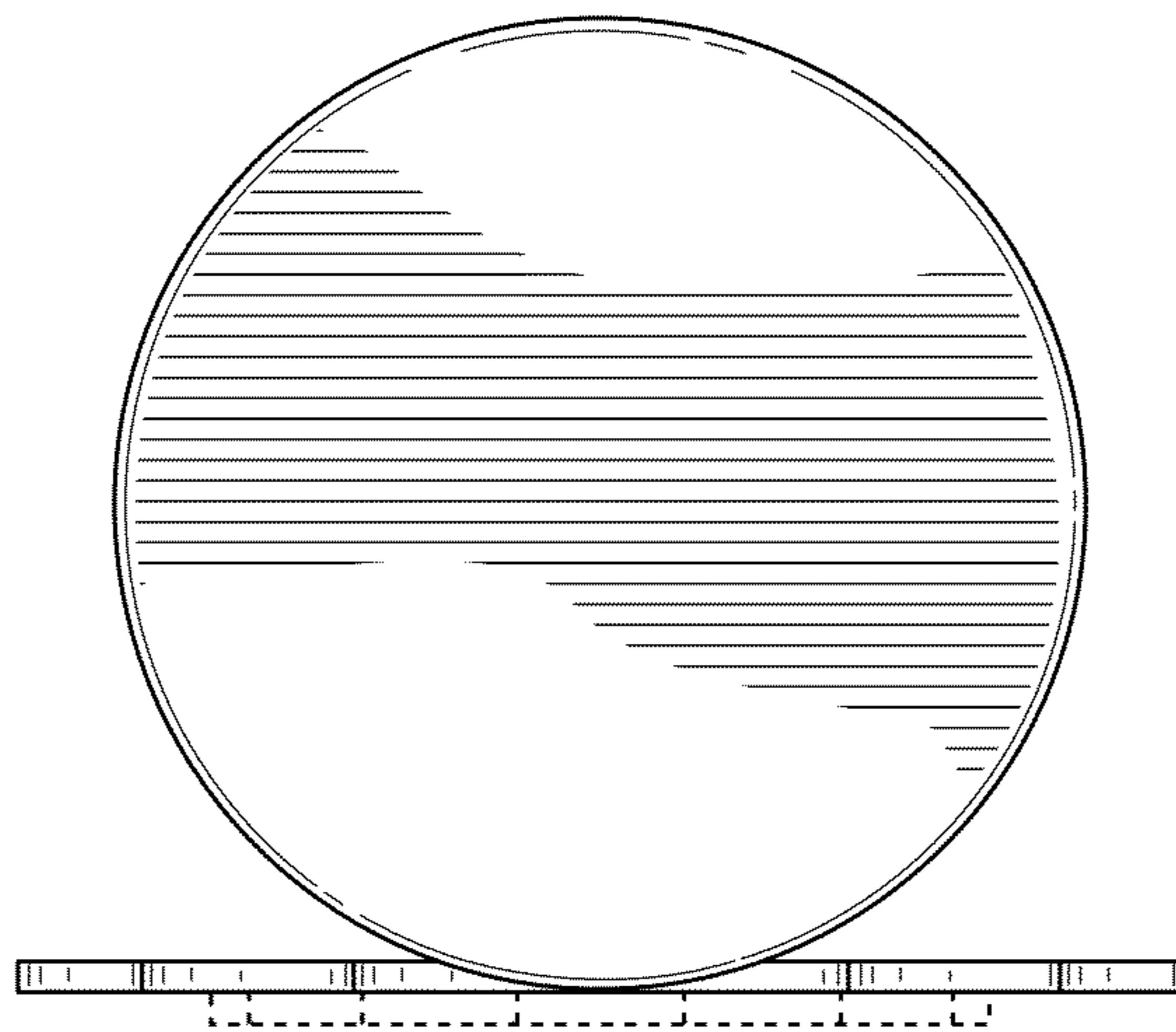


FIG. 5




FIG. 6




FIG. 7