



US00D718609S

(12) **United States Design Patent**  
**O'Neill et al.**

(10) **Patent No.:** **US D718,609 S**

(45) **Date of Patent:** **\*\* Dec. 2, 2014**

(54) **CLIP FOR ATTACHING DECORATIVE ACCESSORIES**

(75) Inventors: **Lynda E. O'Neill**, Lake Oswego, OR (US); **Diane Gerot**, Lake Oswego, OR (US)

(73) Assignee: **Logo on the Gogo LLC**, Lake Oswego, OR (US)

(\*\*) Term: **14 Years**

(21) Appl. No.: **29/405,382**

(22) Filed: **Nov. 1, 2011**

(51) **LOC (10) Cl.** ..... **08-08**

(52) **U.S. Cl.**  
USPC ..... **D8/349**

(58) **Field of Classification Search**  
USPC ..... D8/354, 356, 371, 394-396, 370, 382, D8/349, 363; D19/65, 86; D24/128; D21/392; D11/209; 248/74.2, 215, 248/227.1, 49, 300, 301, 316.7, 51, 489, 248/302; 24/570, 3.12, DIG. 9; 256/47, 65, 256/65.01, 71

See application file for complete search history.

(56) **References Cited**

**U.S. PATENT DOCUMENTS**

D202,294	S	*	9/1965	Heifetz	.....	D8/396
D226,801	S	*	5/1973	Rumble	.....	D8/394
4,172,331	A		10/1979	Becker		
D258,638	S	*	3/1981	Yim	.....	D8/394
D315,093	S		3/1991	Hanna		
D324,991	S		3/1992	Gary		
5,495,644	A	*	3/1996	Meshner et al.	.....	24/3.12
D370,786	S	*	6/1996	Eisenbraun	.....	D6/303
5,692,806	A	*	12/1997	Jones	.....	297/483

(Continued)

**OTHER PUBLICATIONS**

Fastenation Inc., "One-Wrap Self-Gripping Fasteners," catalogue/advertisement, Aug. 18, 2011, 2 pages.

(Continued)

*Primary Examiner* — Mark Goodwin

(74) *Attorney, Agent, or Firm* — Law Office of Karen Dana Oster, LLC

(57) **CLAIM**

The ornamental design for a clip for attaching decorative accessories, as shown and described.

**DESCRIPTION**

FIG. 1 is an isometric view of the clip for attaching decorative accessories showing our new design, the unclaimed decorative accessory being shown connected to the back of the clip. FIG. 2 is an isometric view of the clip, the unclaimed decorative accessory being shown connected to the back of the clip and an unclaimed strap being shown as being threaded between the clip and the decorative accessory.

FIG. 3 is an isometric view of the clip, the unclaimed decorative accessory being shown connected to the back of the clip and an unclaimed portion of one side of a hook-and-loop fabric being shown connected to the front of the clip.

FIG. 4 is an enlarged back side isometric view of a second embodiment for a clip for attaching decorative accessories showing our new design.

FIG. 5 is a first side view thereof, the second side view being a mirror image thereof.

FIG. 6 is a top plan view thereof.

FIG. 7 is a bottom plan view thereof.

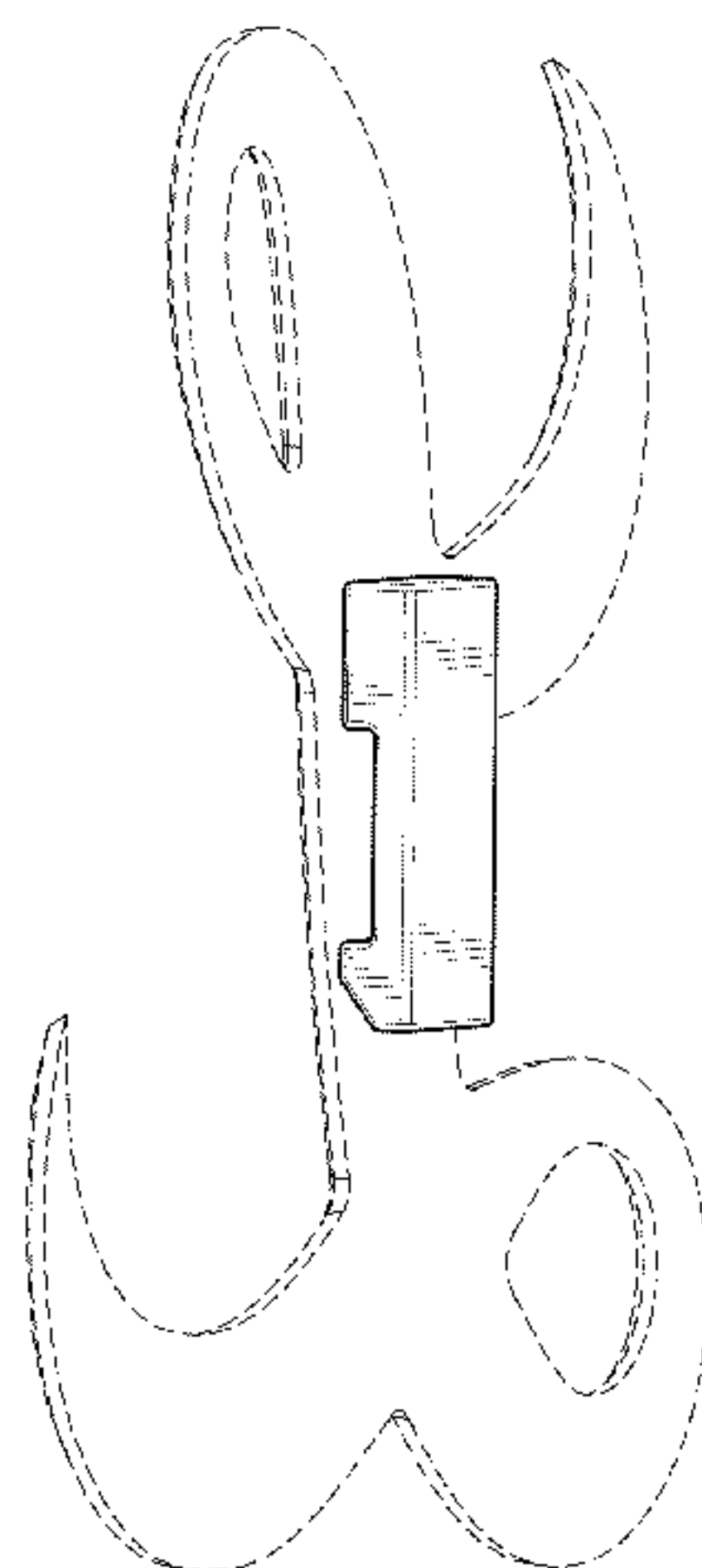
FIG. 8 is a front view thereof; and,

FIG. 9 is a back view thereof.

The broken-lines shown in the center of FIG. 4 and FIGS. 6-9 indicate that a specific width forms no part of the claimed design.

The phantom depictions of the band, strip, and/or decorative accessory shown in FIGS. 1-3 are included for environmental purposes and form no part of the claimed design.

**1 Claim, 3 Drawing Sheets**



(56)

**References Cited**

U.S. PATENT DOCUMENTS

D425,544 S \* 5/2000 Erpillo ..... D16/341  
D453,294 S \* 2/2002 Bitzer ..... D8/395  
D464,866 S \* 10/2002 Switz et al. .... D8/354  
D470,391 S \* 2/2003 Adams ..... D8/349  
D470,806 S 2/2003 Voves  
D480,200 S \* 9/2003 Sprague ..... D99/29  
D492,727 S \* 7/2004 Nuttall et al. .... D19/65  
6,854,545 B1 2/2005 Elwell et al.  
6,931,708 B1 8/2005 Elwell  
D545,183 S \* 6/2007 French et al. .... D8/394  
D551,713 S \* 9/2007 Schmidt ..... D19/53  
D566,537 S \* 4/2008 Wen-Po ..... D8/395

D571,648 S \* 6/2008 Rieder ..... D8/395  
D619,451 S \* 7/2010 Carlesso ..... D8/395  
D642,621 S 8/2011 Keum et al.  
2003/0056344 A1 \* 3/2003 Brogdon, III ..... 24/564  
2003/0101551 A1 \* 6/2003 Levesque ..... 24/545

OTHER PUBLICATIONS

IPS Corporation, "Material Safety Data Sheet: Weld-On 4 for Acrylic," Mar. 2001, 2 pages.  
Rowmark, "The Varsity Collection," web catalogue, retrieved on Jul. 18, 2011, 6 pages. [http://www.rowmark.com/laser/varsity\\_collection/varsityproperties.asp](http://www.rowmark.com/laser/varsity_collection/varsityproperties.asp).

\* cited by examiner

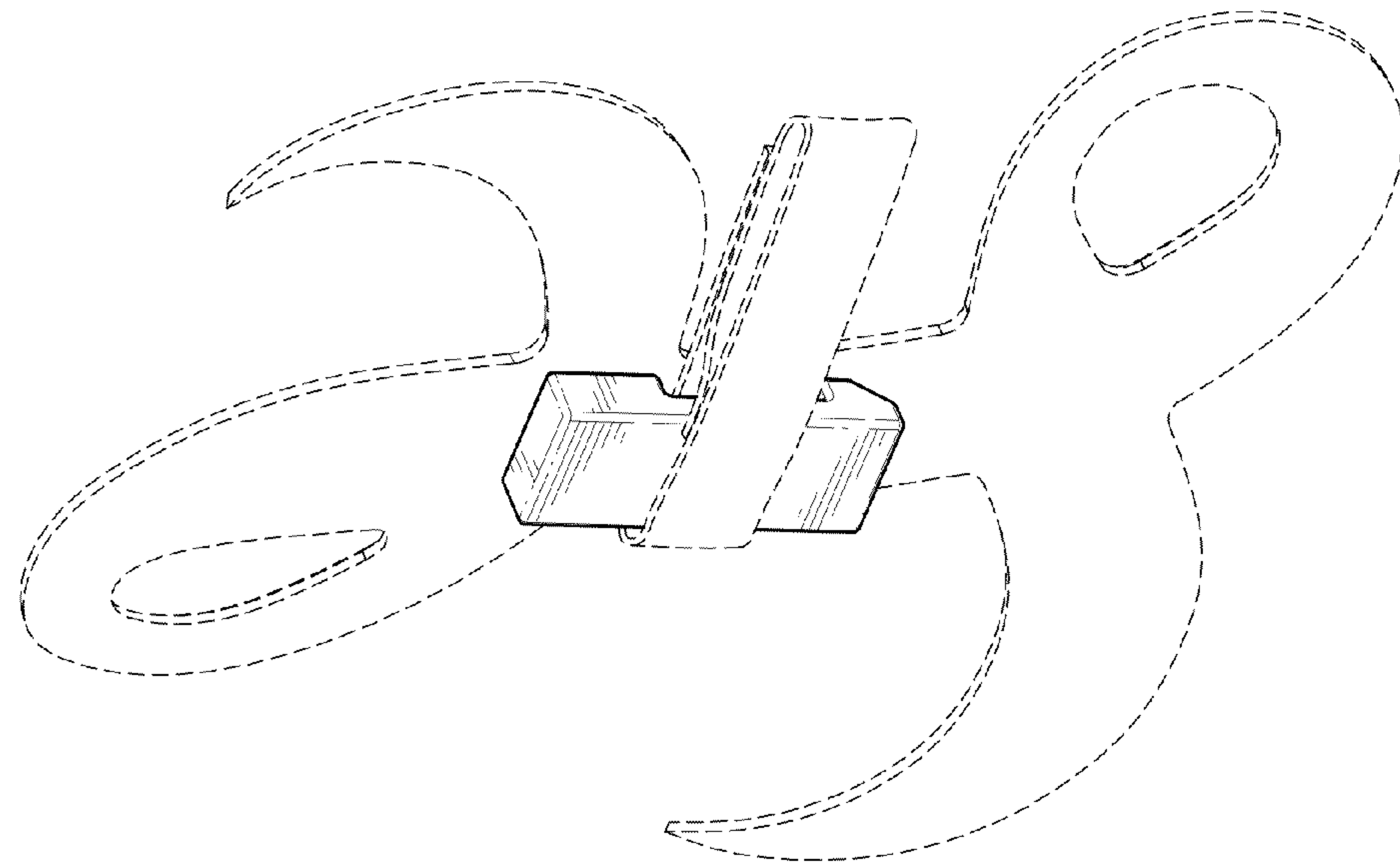


FIG. 2

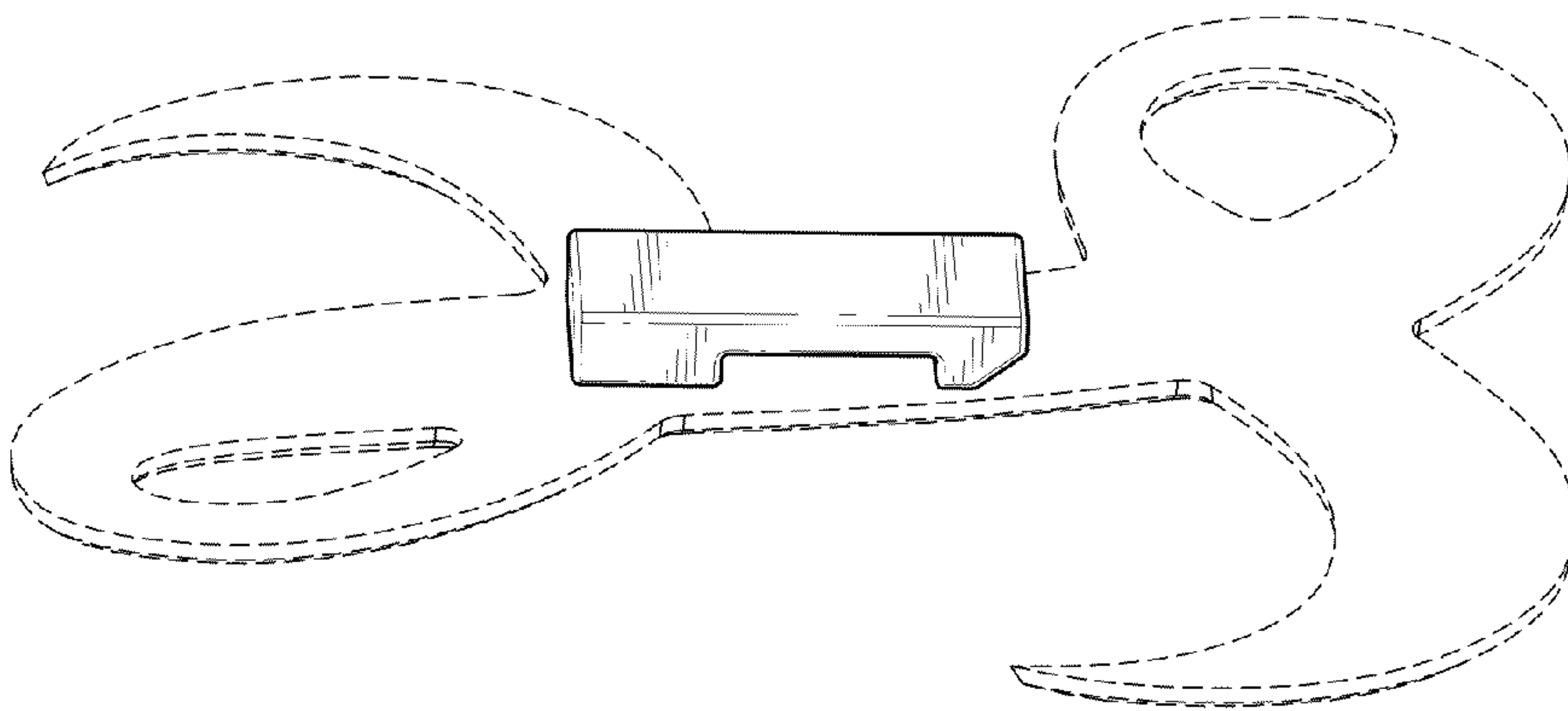


FIG. 1

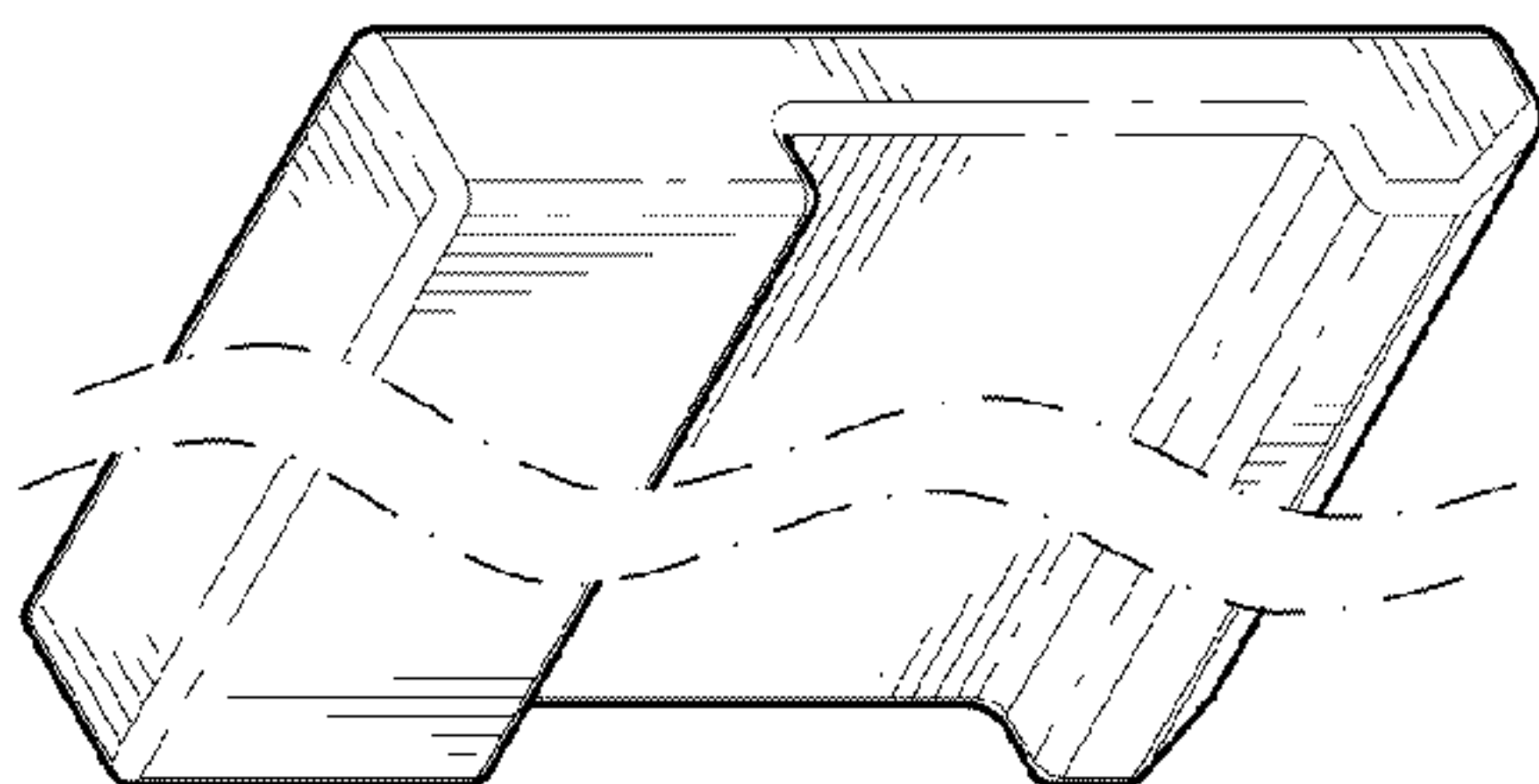


FIG. 4

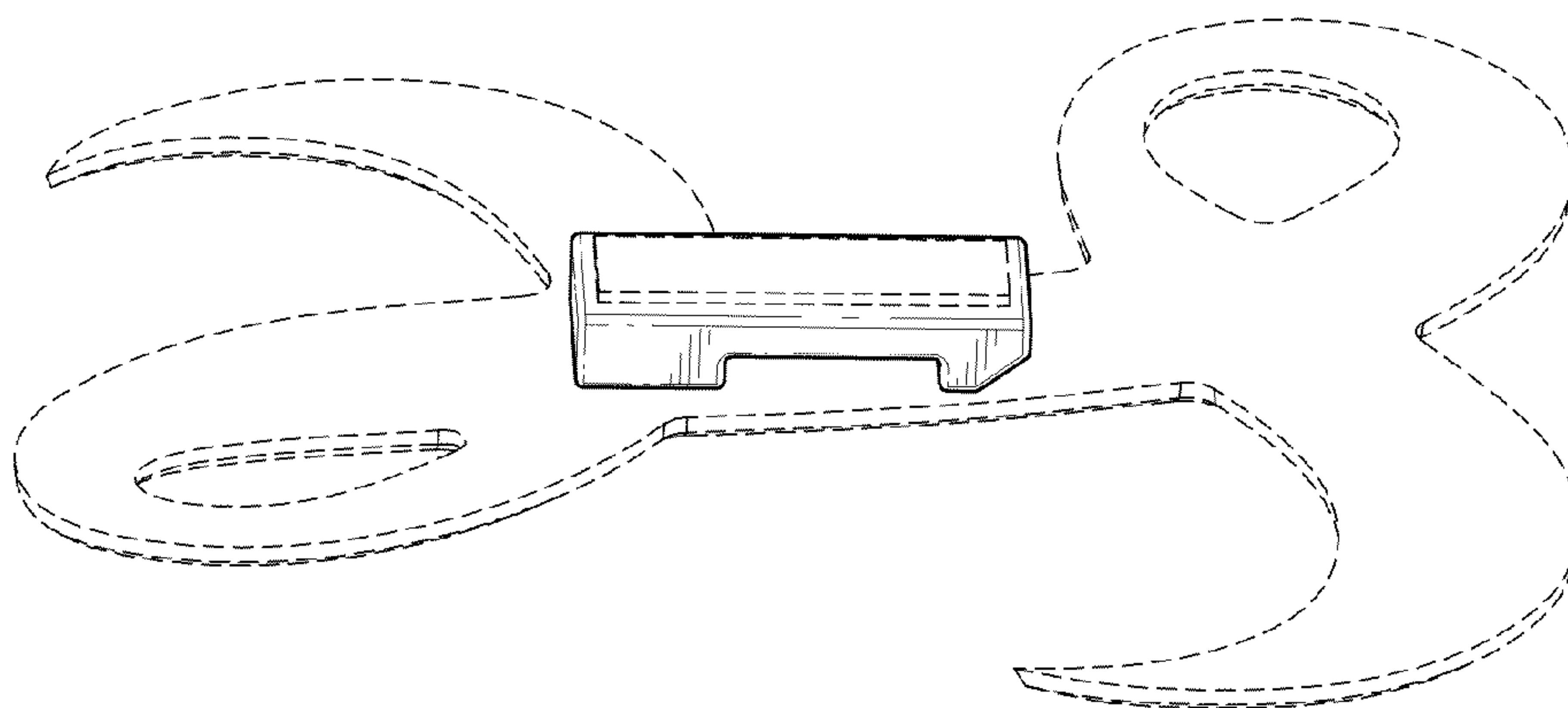


FIG. 3



FIG. 6

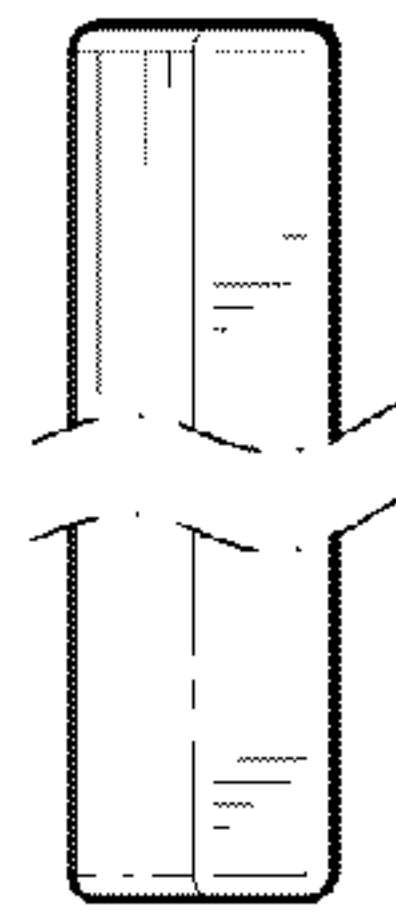


FIG. 7

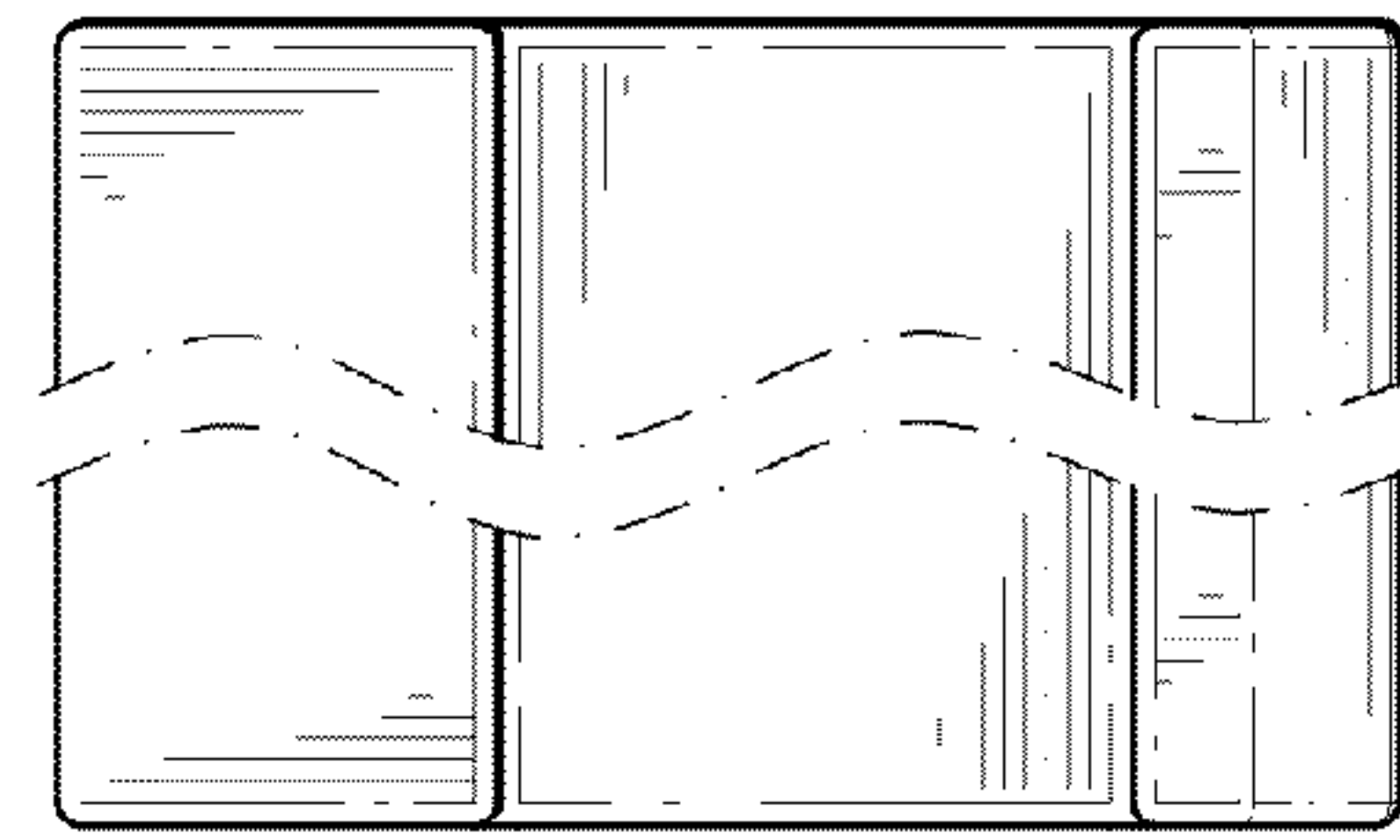


FIG. 9

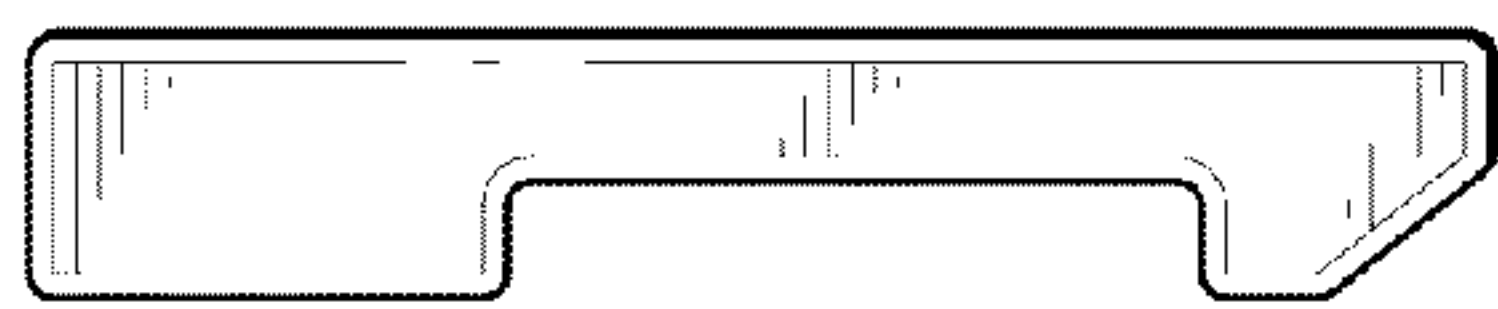


FIG. 5

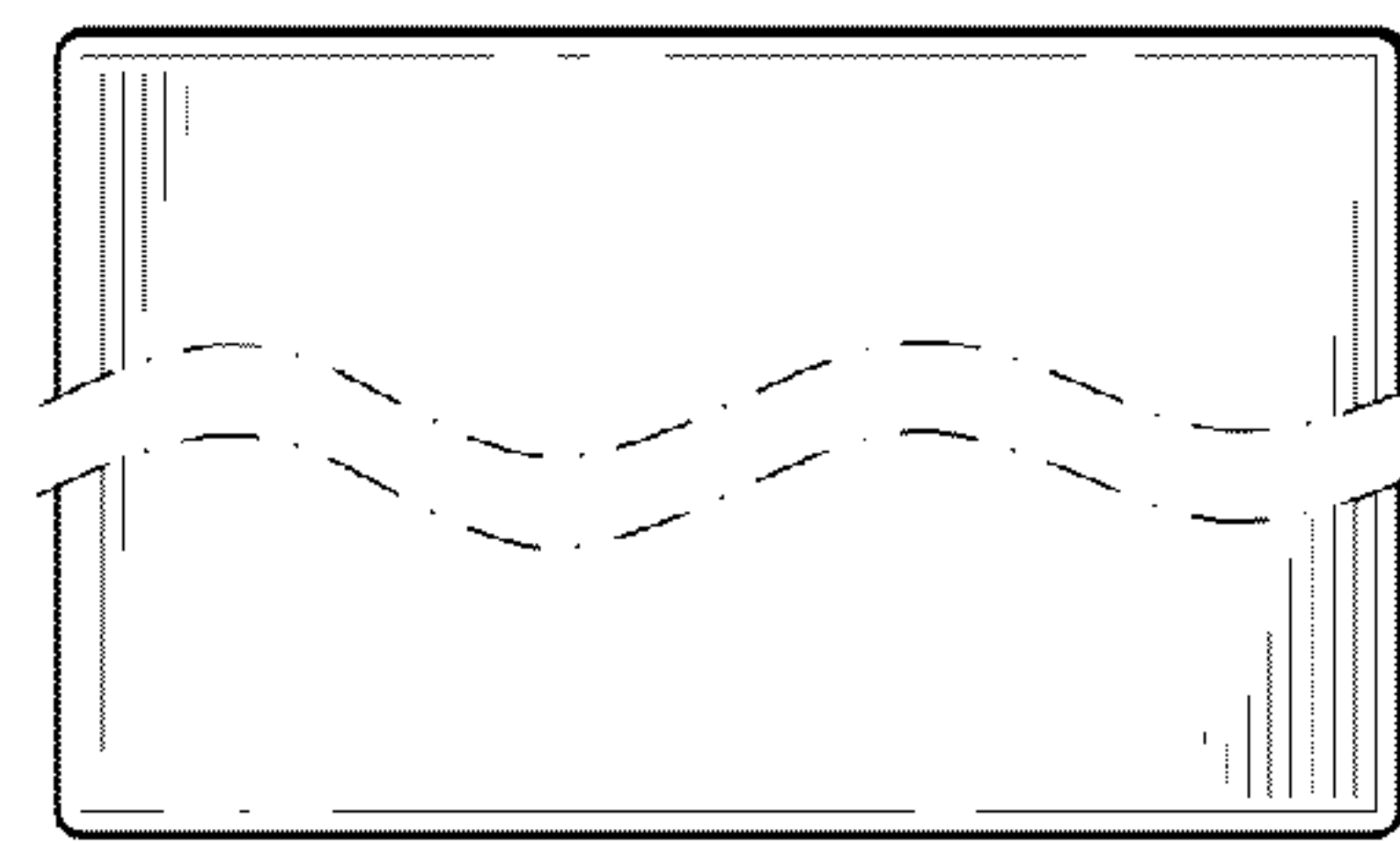


FIG. 8