

US00D718597S

(12) **United States Design Patent**  
**Moreau et al.**

(10) **Patent No.:** **US D718,597 S**  
(45) **Date of Patent:** **\*\* Dec. 2, 2014**

(54) **TOOL HOLDER WITH SUCTION CUPS**

(71) Applicant: **Ty-Flot, Inc.**, Manchester, NH (US)

(72) Inventors: **Darrell A. Moreau**, Manchester, NH (US); **Andre W. Moreau**, Spring Hill, FL (US)

(73) Assignee: **Ty-Flot, Inc.**, Manchester, NH (US)

(\*\*) Term: **14 Years**

(21) Appl. No.: **29/465,881**

(22) Filed: **Sep. 3, 2013**

(51) **LOC (10) Cl.** ..... **08-05**

(52) **U.S. Cl.**  
USPC ..... **D8/71**

(58) **Field of Classification Search**  
USPC ..... D8/14.1, 64, 66, 70, 71, 72, 73, 74, 107, D8/349, 354, 373; D15/130, 132, 138, D15/139, 140, 141; D7/393, 401.2, 642; D9/434, 435, 436, 446, 454, 499; D21/756; 33/474, 533, 613; 81/177.1, 81/177.4, 437, 438, 439, 490; 82/161; 83/581, 760, 762, 763, 764, 766; 142/48, 49, 55; 211/60.1, 70.6; 248/80, 248/153, 175, 176.1, 201, 304, 309.1, 312, 248/312.1, 315, 316.8; 269/41, 42, 283; 16/110.1

See application file for complete search history.

(56) **References Cited**

**U.S. PATENT DOCUMENTS**

D87,322 S \* 7/1932 Zook ..... D26/41  
D101,771 S \* 11/1936 Glock ..... D26/41  
4,432,663 A 2/1984 Lasak et al.  
D342,449 S \* 12/1993 Mattheis ..... D9/446  
D373,295 S \* 9/1996 DiResta ..... D8/71  
D398,503 S \* 9/1998 DiResta ..... D8/71  
6,216,319 B1 4/2001 Elkins

6,487,756 B1 \* 12/2002 Vidal, Jr. .... 24/3.1  
D482,948 S \* 12/2003 Monahan ..... D8/71  
D487,809 S \* 3/2004 Leung et al. .... D26/40  
D537,967 S \* 3/2007 Lo et al. .... D26/40  
7,270,289 B2 9/2007 Kish  
D643,703 S \* 8/2011 Koehn ..... D8/367

(Continued)

**OTHER PUBLICATIONS**

“Grip-Fit™ Universal Swivel Cup Tether Attachments.” Ty-Flot Cutting Edge Prevention., Jan. 9, 2014 [online], [retrieved on Mar. 26, 2014]. Retrieved from the Internet <URL: <http://shop.ty-flot.com/new-products/grip-fittm-universal-swivel-cup-tether-attachments.html>>.\*

(Continued)

*Primary Examiner* — Philip S Hyder  
*Assistant Examiner* — Darlington Ly

(74) *Attorney, Agent, or Firm* — Mesmer & Deleault, PLLC

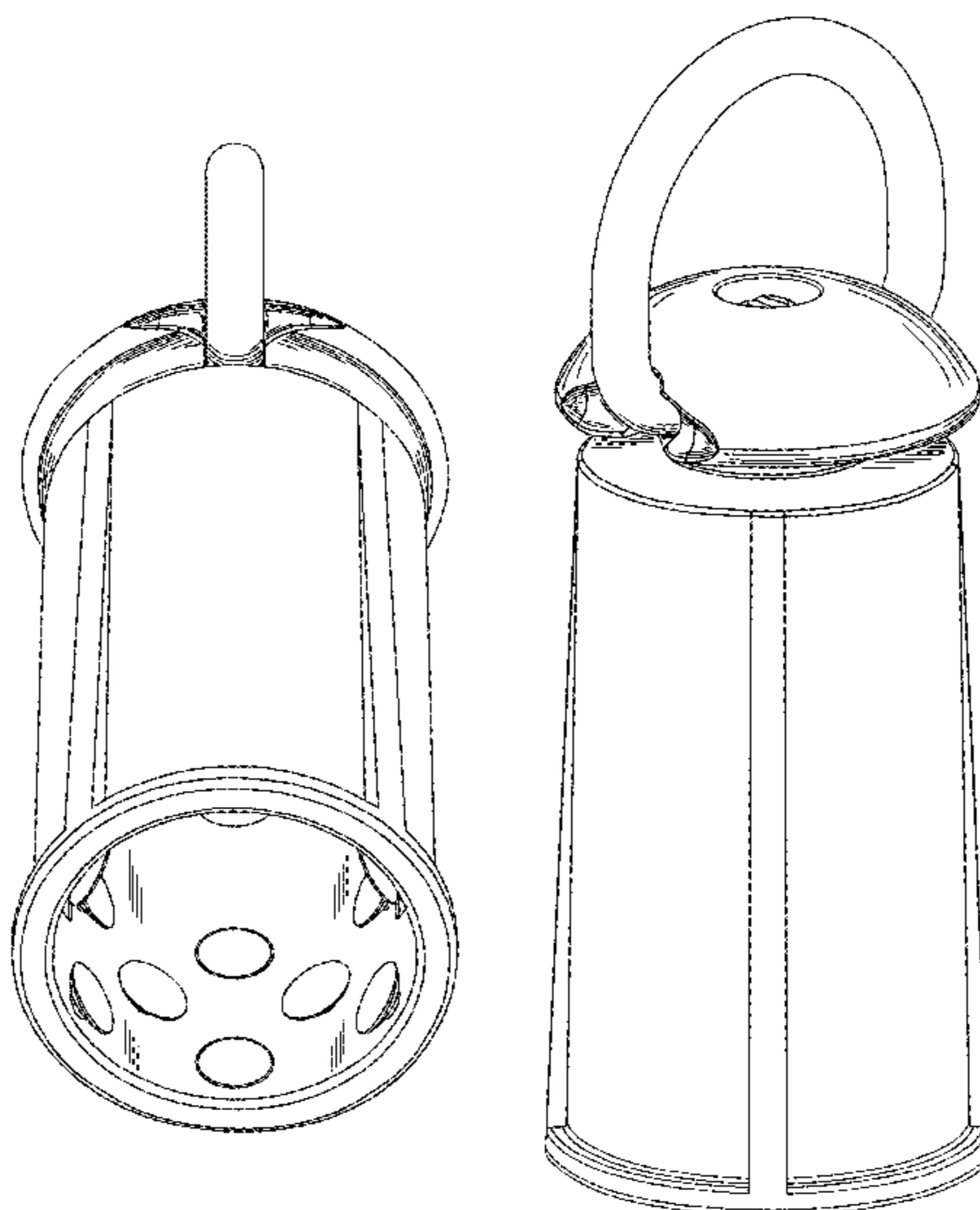
(57) **CLAIM**

We claim the ornamental design for a tool holder with suction cups, as shown and described.

**DESCRIPTION**

FIG. 1 is a front elevation view of a tool holder with suction cups showing our new design;  
FIG. 2 is a side elevation view thereof;  
FIG. 3 is a bottom perspective view thereof;  
FIG. 4 is a bottom perspective view thereof as seen at an alternate angle;  
FIG. 5 is a bottom plan view thereof;  
FIG. 6 is a top plan view thereof;  
FIG. 7 is a top and left side perspective view thereof; and,  
FIG. 8 is a top and right side perspective view thereof.  
The broken lines shown in the drawings illustrate portions of the tool holder with suction cups that forms no part of the claimed design.

**1 Claim, 3 Drawing Sheets**



(56)

**References Cited**

U.S. PATENT DOCUMENTS

D648,055 S \* 11/2011 Poon ..... D26/41  
8,403,132 B2 \* 3/2013 Moreau et al. .... 206/234  
2010/0229347 A1 9/2010 Kish  
2010/0327029 A1 \* 12/2010 Kahn ..... 224/183

OTHER PUBLICATIONS

“Ty-Flot Product Catalog.” Ty-Flot Cutting Edge Prevention., Jan. 9, 2014 [online], [retrieved on Mar. 26, 2014]. Retrieved from the Internet <URL: <http://www.ty-flot.com/catalog.pdf>>.\*

\* cited by examiner




Fig. 1

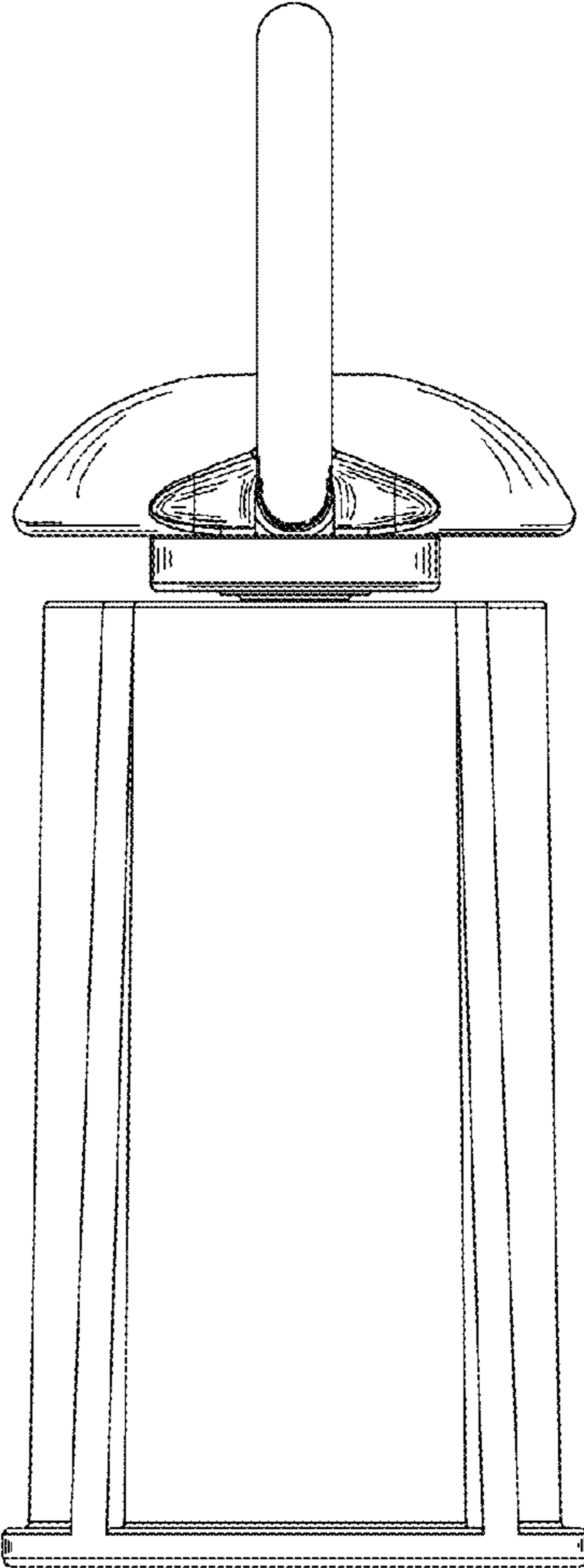


Fig. 2

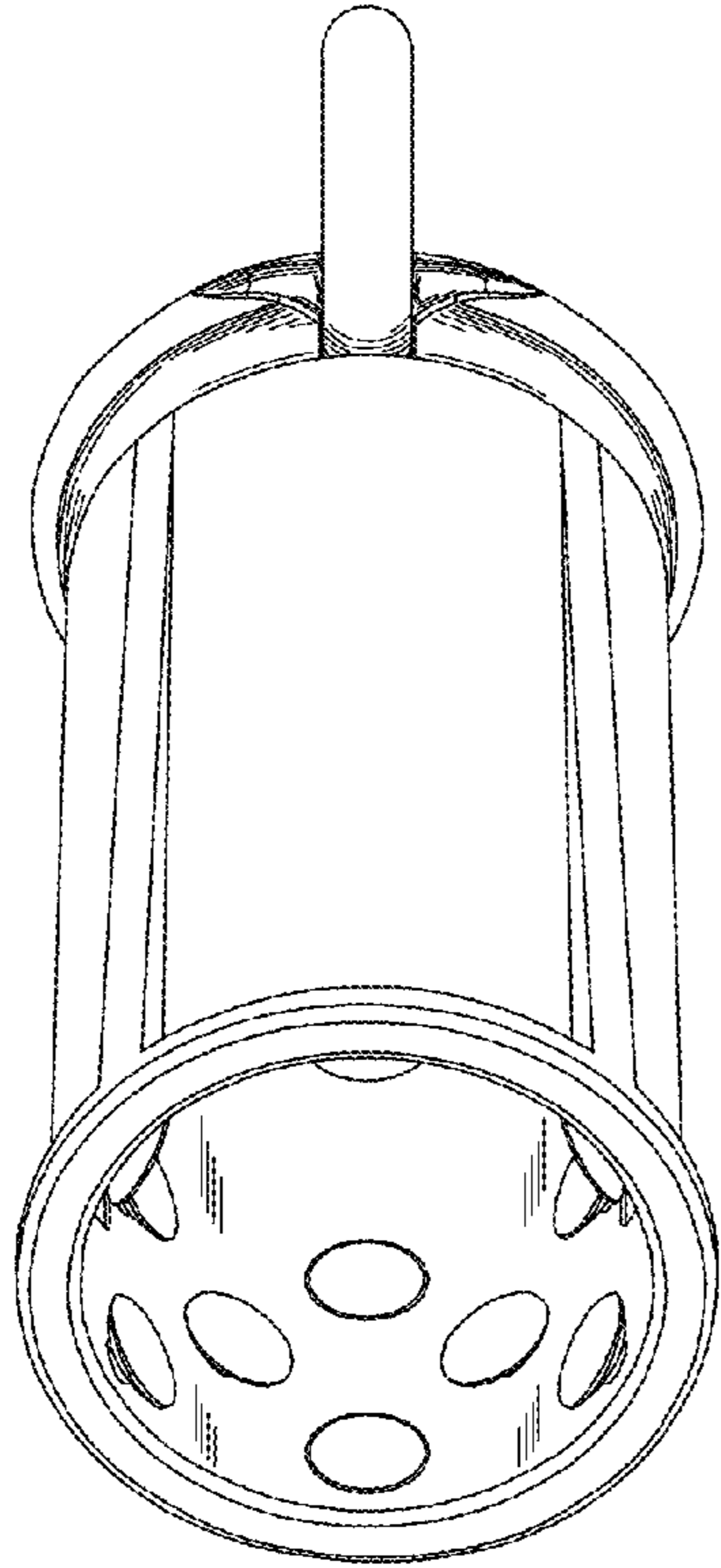


Fig. 3

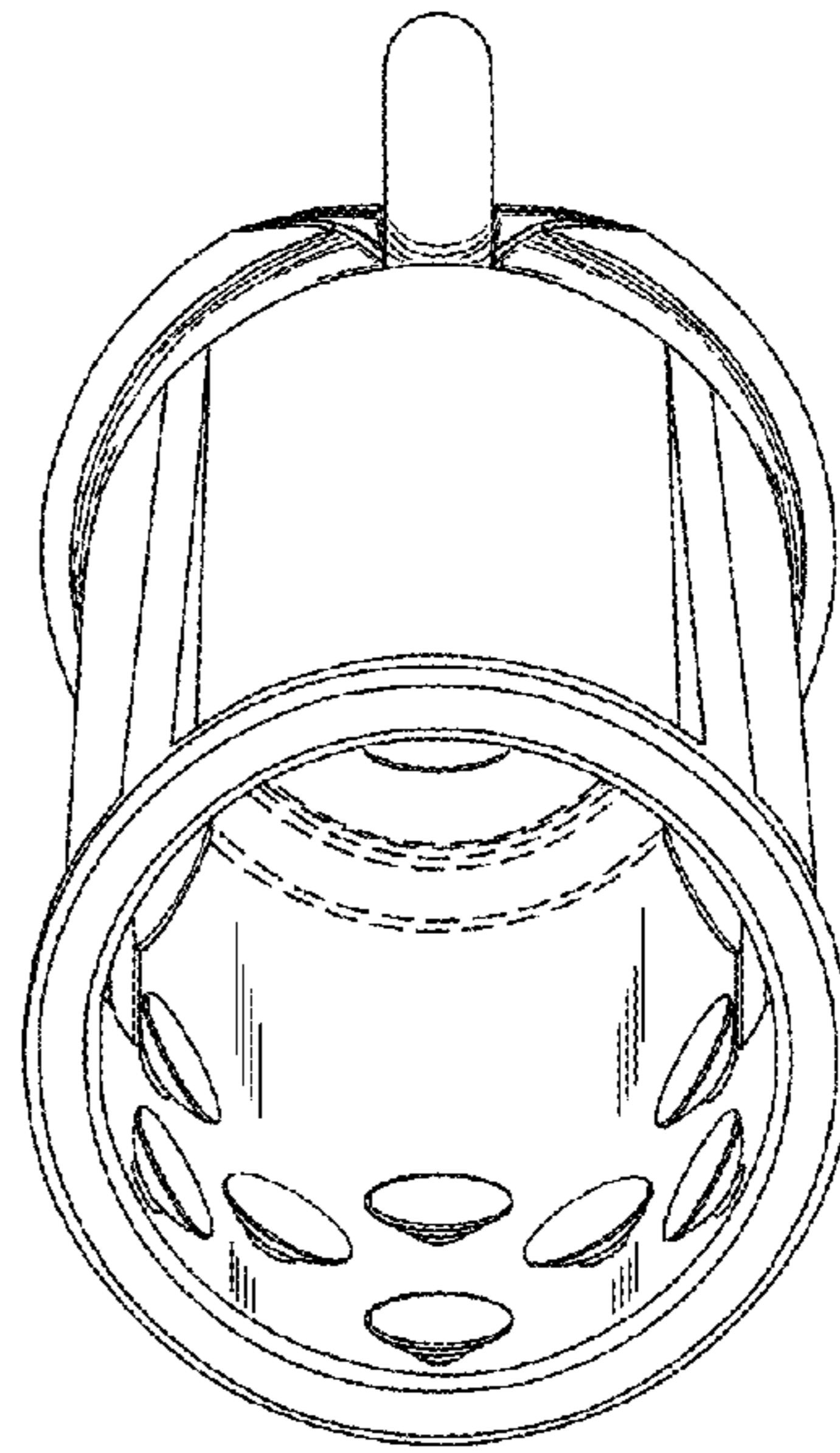


Fig. 4

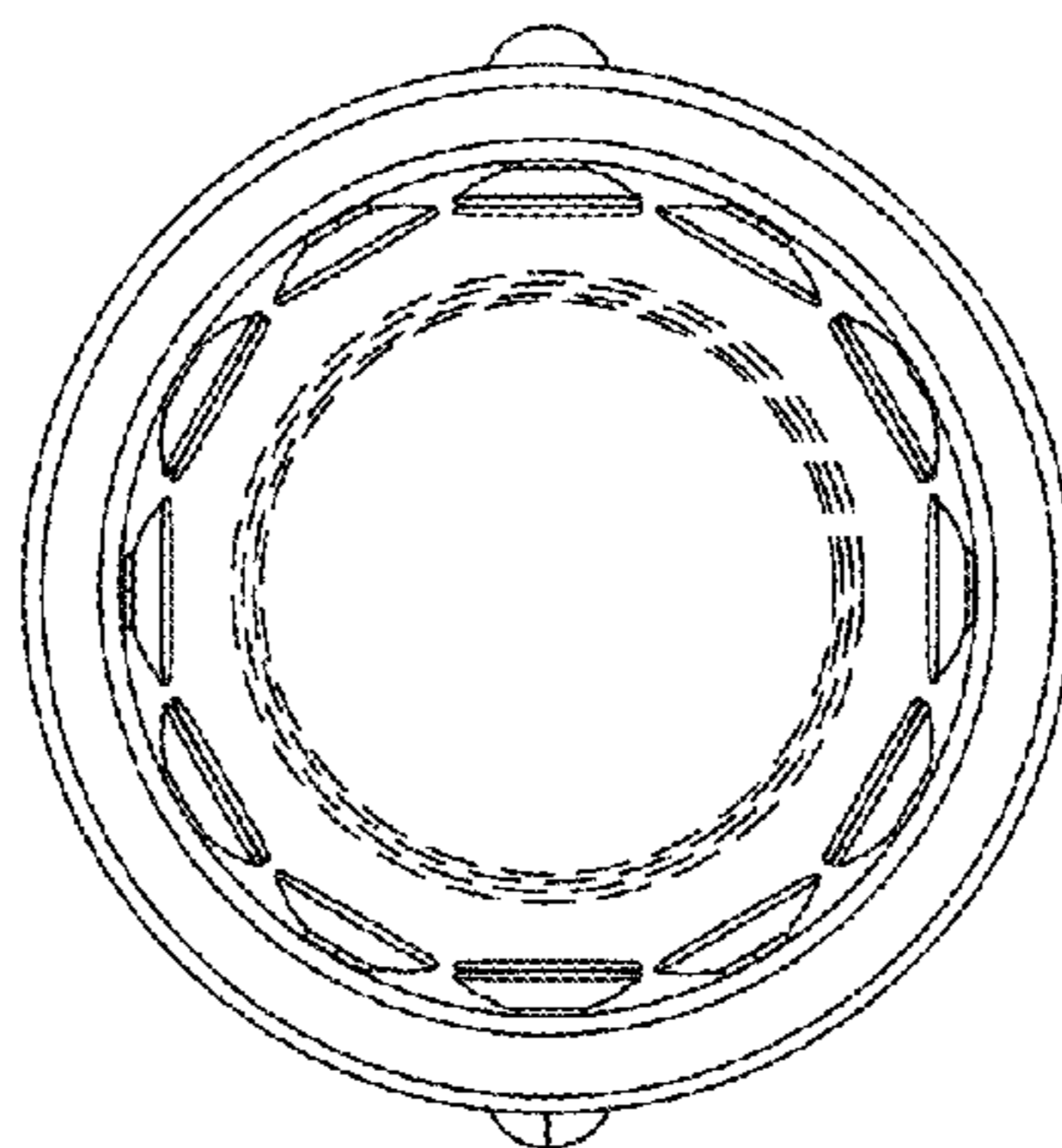


Fig. 5

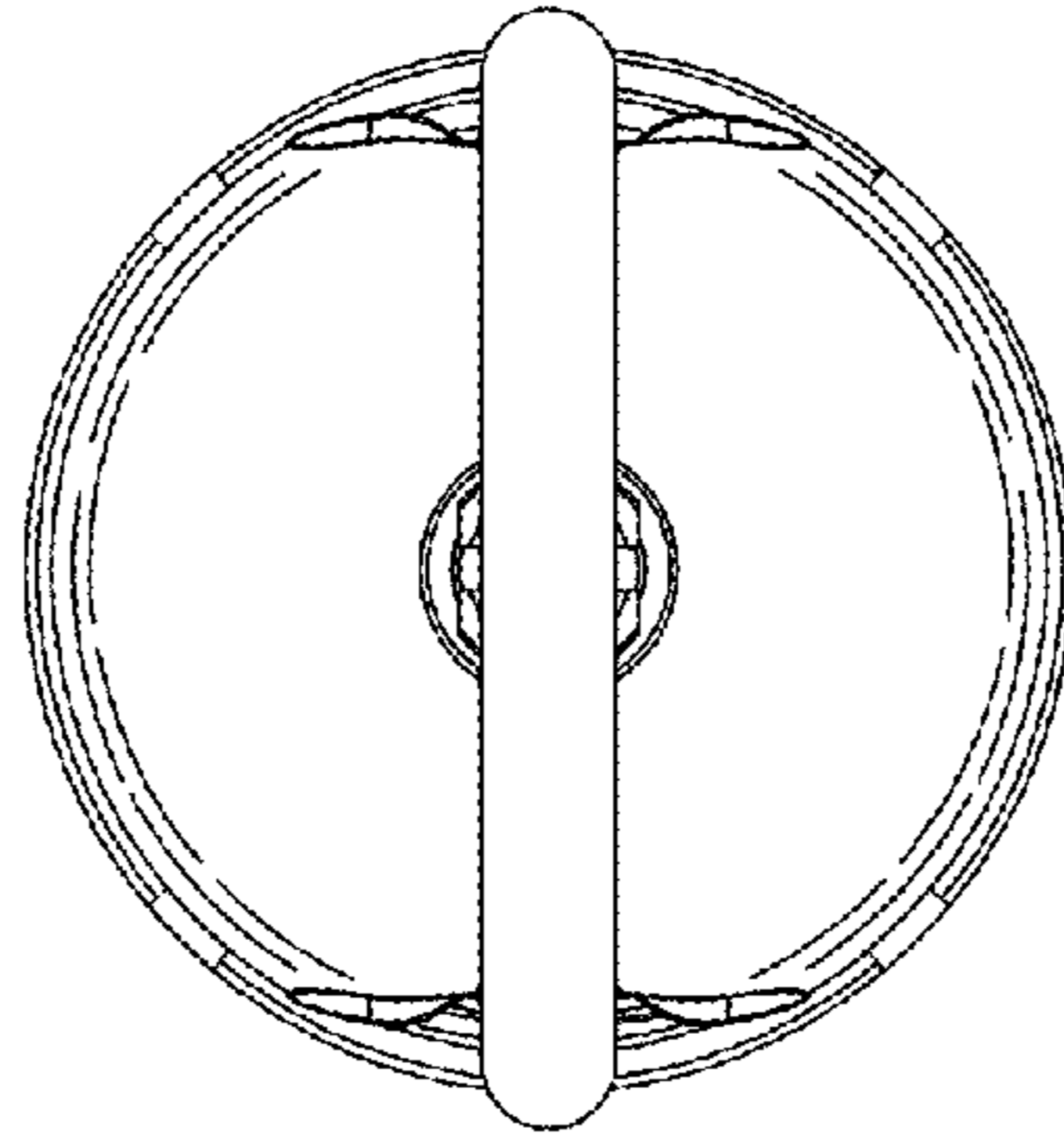


Fig. 6

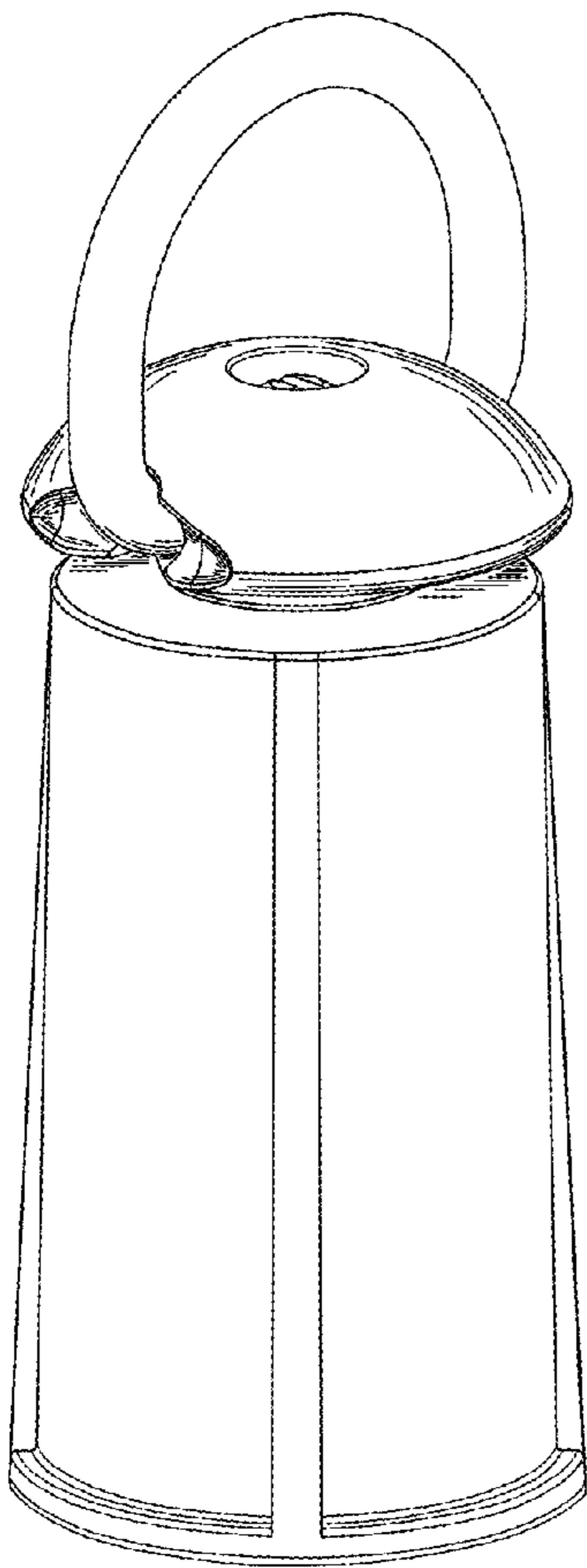


Fig. 7

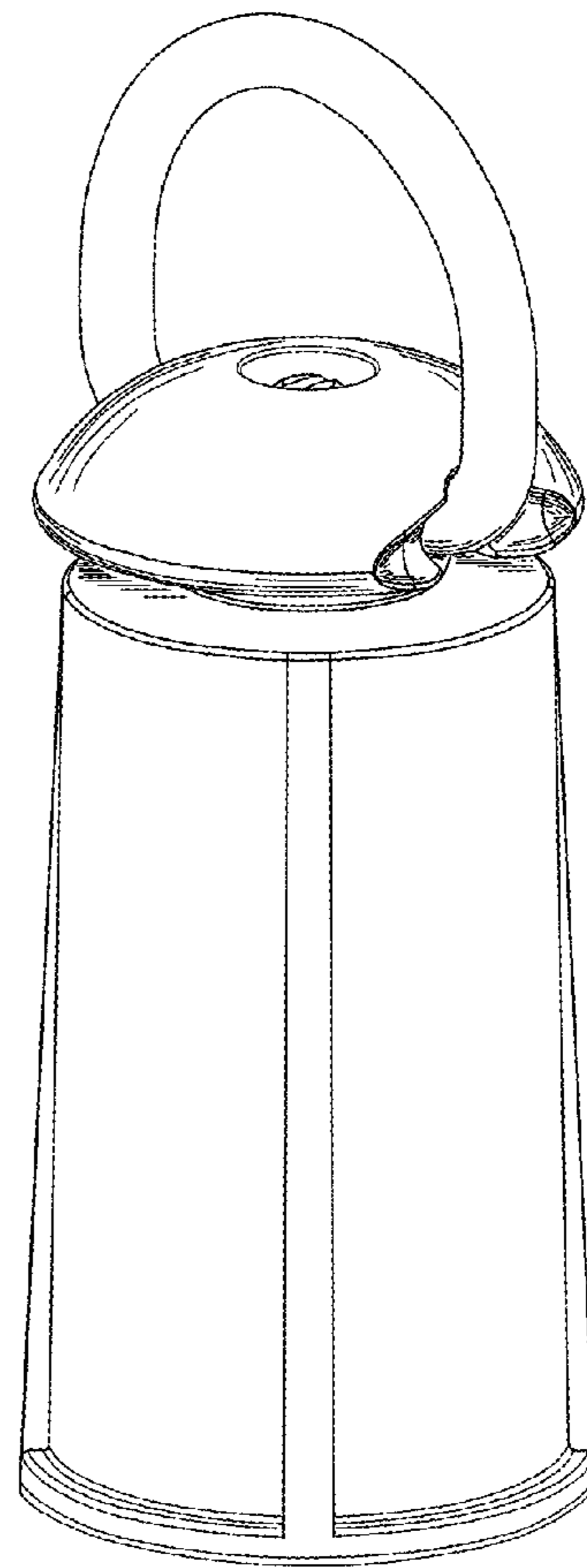


Fig. 8