



US00D718572S

(12) **United States Design Patent**
Sturgess

(10) **Patent No.:** **US D718,572 S**
(45) **Date of Patent:** **** Dec. 2, 2014**

(54) **WATER BOTTLE**

(71) Applicant: **Patricia Kim Sturgess**, Calgary (CA)

(72) Inventor: **Patricia Kim Sturgess**, Calgary (CA)

(**) Term: **14 Years**

(21) Appl. No.: **29/464,017**

(22) Filed: **Aug. 12, 2013**

(51) **LOC (10) Cl.** **07-01**

(52) **U.S. Cl.**

USPC **D7/396.2; D9/450**

(58) **Field of Classification Search**

CPC **A47G 19/22-19/23**

USPC **D7/396.2, 392.1, 510, 509, 511;**

D9/435, 439, 440, 445, 447, 449, 450,

D9/454, 500, 503-505; 220/254.3, 705,

220/709, 713, 714

See application file for complete search history.

(56) **References Cited**

U.S. PATENT DOCUMENTS

D214,883	S	*	8/1969	Hazard	D9/450
4,477,347	A		10/1984	Sylva		
6,344,146	B1		2/2002	Moorehead et al.		
D511,302	S	*	11/2005	Lamb et al.	D9/689
D540,190	S	*	4/2007	Larocca	D9/738
D542,598	S	*	5/2007	Karp	D7/510
D579,720	S		11/2008	Rohe		
D590,713	S	*	4/2009	Ray	D9/450
D612,240	S	*	3/2010	Cresswell et al.	D9/504
D649,879	S	*	12/2011	Gullickson et al.	D9/450
D651,853	S	*	1/2012	Eyal	D7/510
D655,976	S		3/2012	Lizarazu		
D659,476	S		5/2012	Ghiassi		
D662,361	S		6/2012	Eyal		
D664,002	S		7/2012	Eyal		
8,216,462	B2		7/2012	O'Brien		

D664,809	S		8/2012	Eyal		
D667,694	S		9/2012	Meyers et al.		
D669,735	S		10/2012	Wong		
8,277,666	B2		10/2012	Sturgess		
8,313,644	B2		11/2012	Harris et al.		
D687,677	S		8/2013	Sturgess		
D704,986	S	*	5/2014	Manies	D7/392
2005/0040175	A1	*	2/2005	Stephens	220/705
2006/0157398	A1		7/2006	Nohren, Jr.		
2009/0255944	A1	*	10/2009	Yamashita et al.	220/705
2009/0297460	A1		12/2009	Lamb et al.		
2010/0193462	A1	*	8/2010	Roth et al.	215/229
2011/0198361	A1	*	8/2011	Chen	220/709
2011/0278216	A1		11/2011	Hull et al.		

* cited by examiner

Primary Examiner — Susan Bennett Hattan

Assistant Examiner — Brett Miller

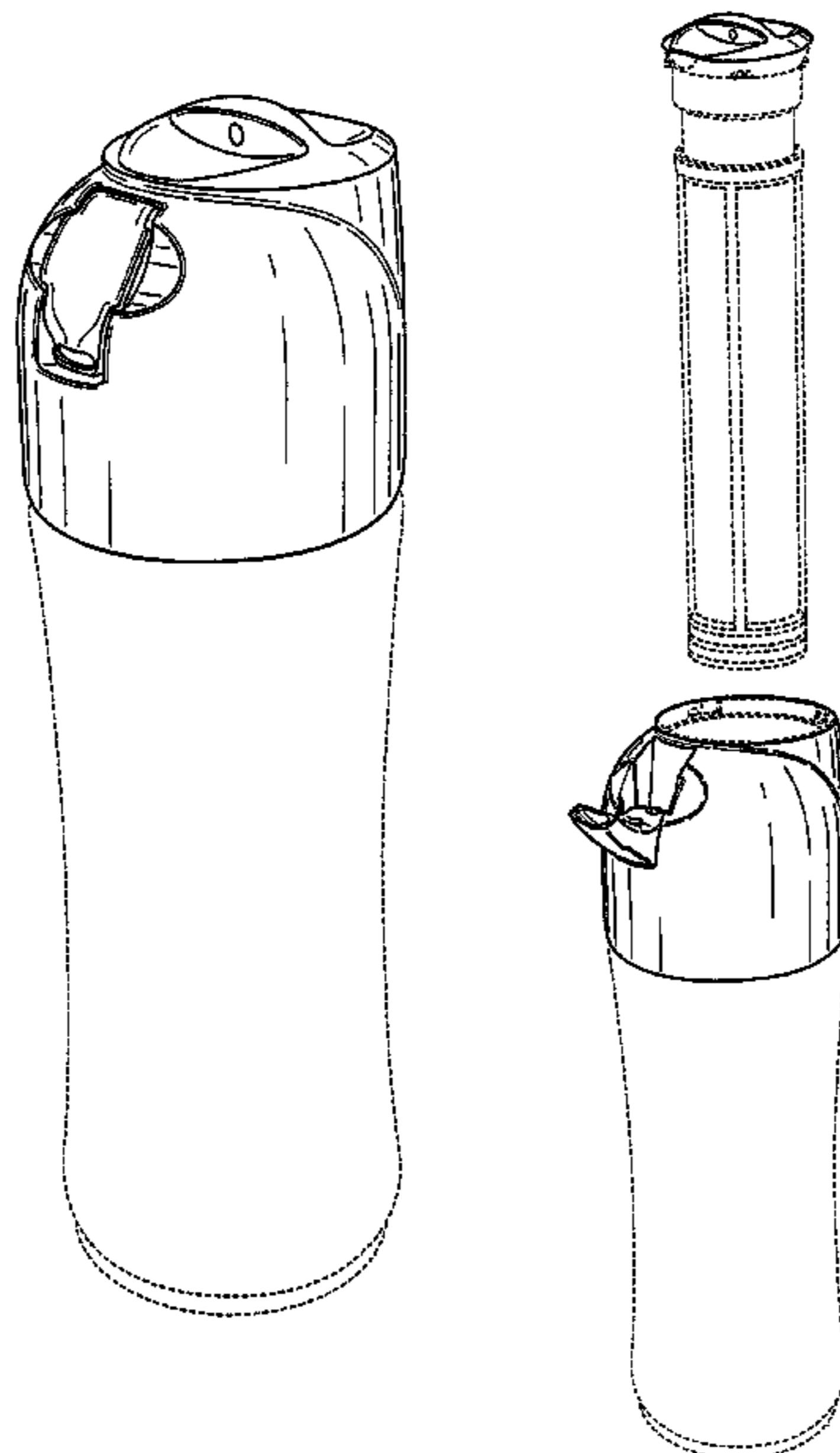
(57) **CLAIM**

The ornamental design for a water bottle, as shown and described.

DESCRIPTION

FIG. 1 is a front right perspective view of a water bottle; FIG. 2 is a front view of the water bottle of FIG. 1; FIG. 3 is a rear view of the water bottle of FIG. 1; FIG. 4 is a left view of the water bottle of FIG. 1; FIG. 5 is a right view of the water bottle of FIG. 1; FIG. 6 is a top view of the water bottle of FIG. 1; FIG. 7 is a bottom view of the water bottle of FIG. 1; and FIG. 8 is a front right perspective view of the water bottle of FIG. 1 in an open configuration with plunger extended; and, FIG. 9 is a front right perspective view of the water bottle of FIG. 1 in an entirely open configuration with the plunger removed and the interior filter extended. The broken lines depict environmental subject matter and form no part of the claimed design.

1 Claim, 6 Drawing Sheets



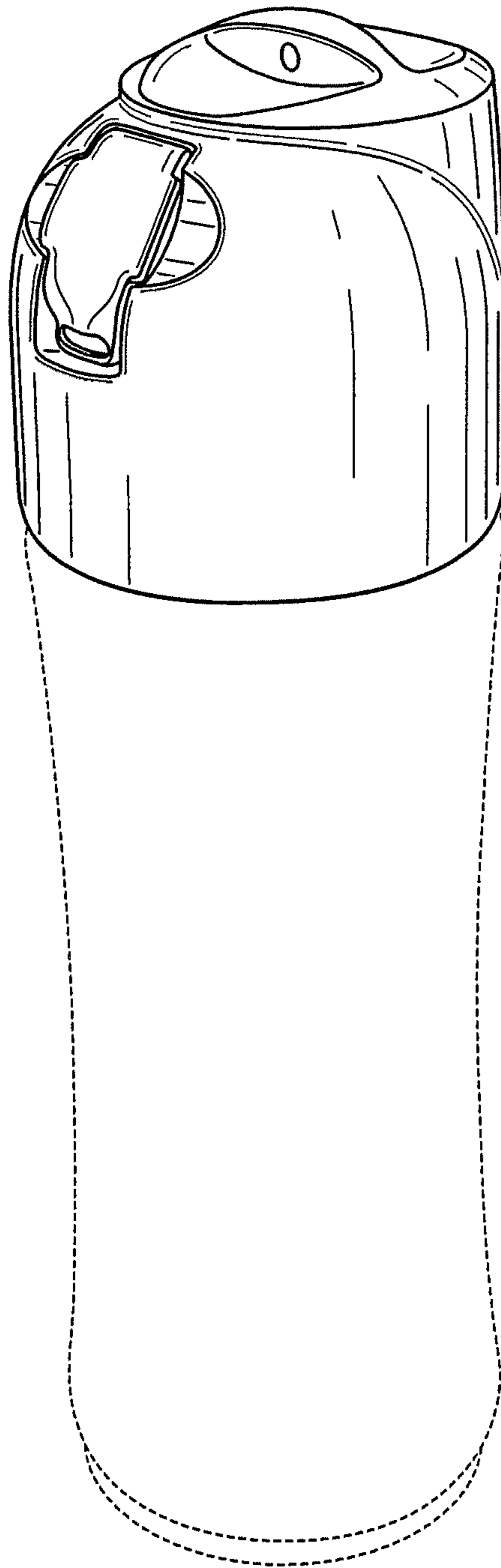


FIG. 1

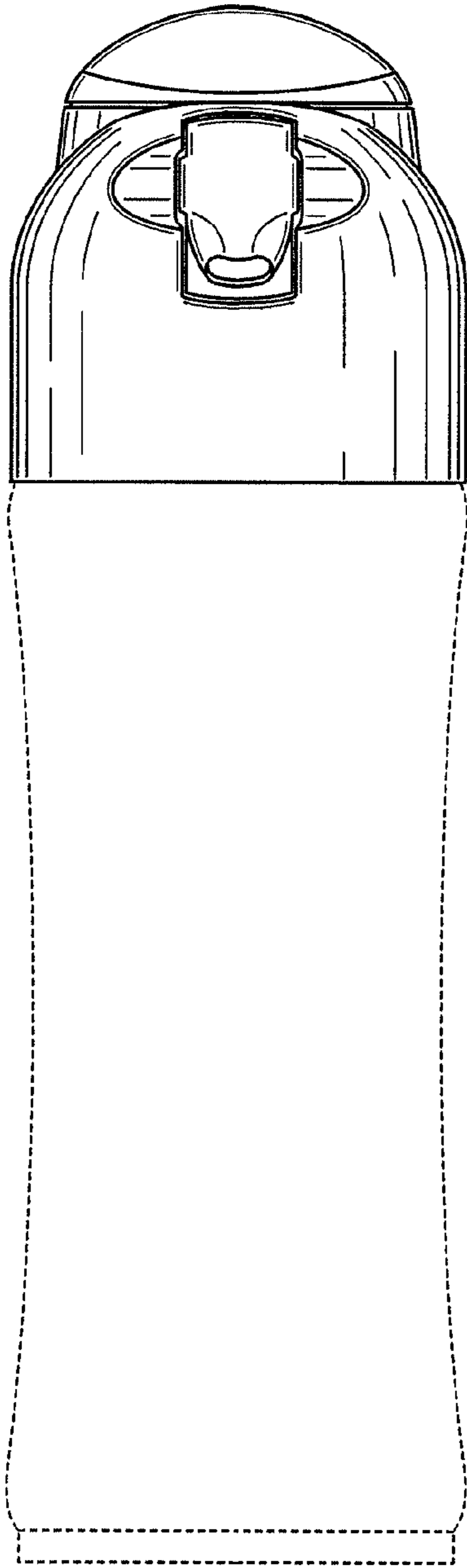


FIG. 2

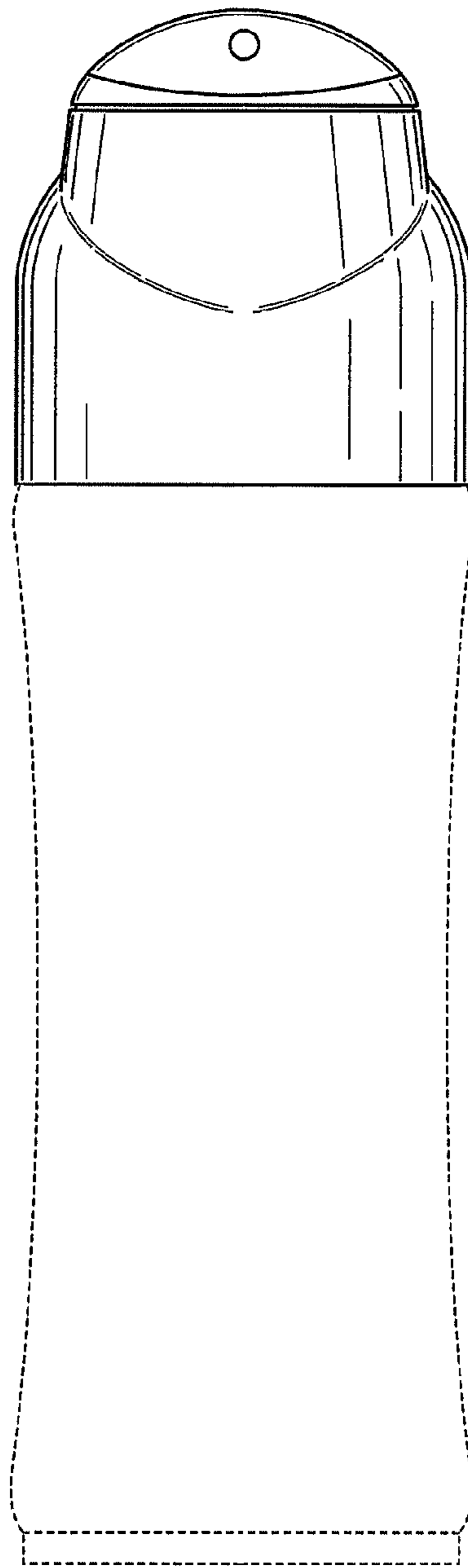


FIG. 3

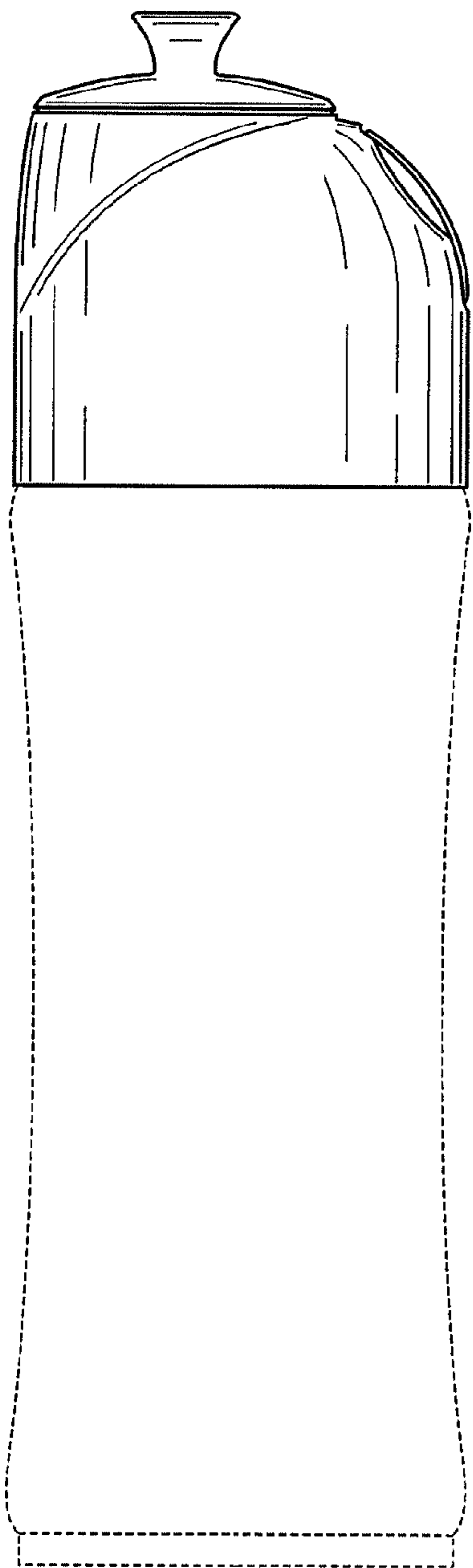


FIG. 4

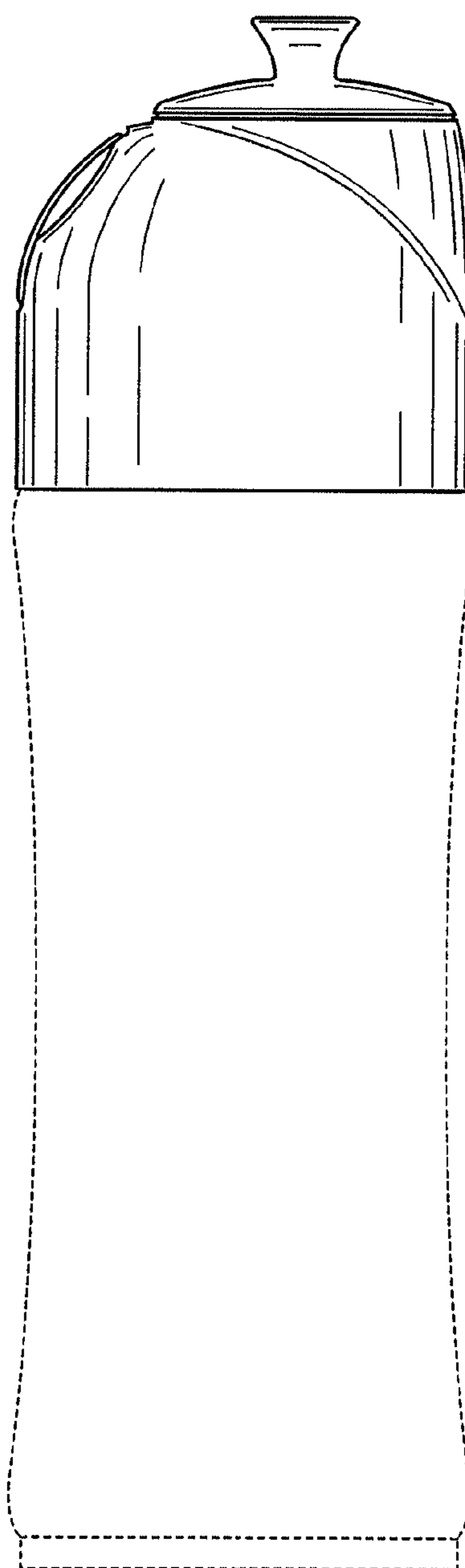


FIG. 5




FIG. 6

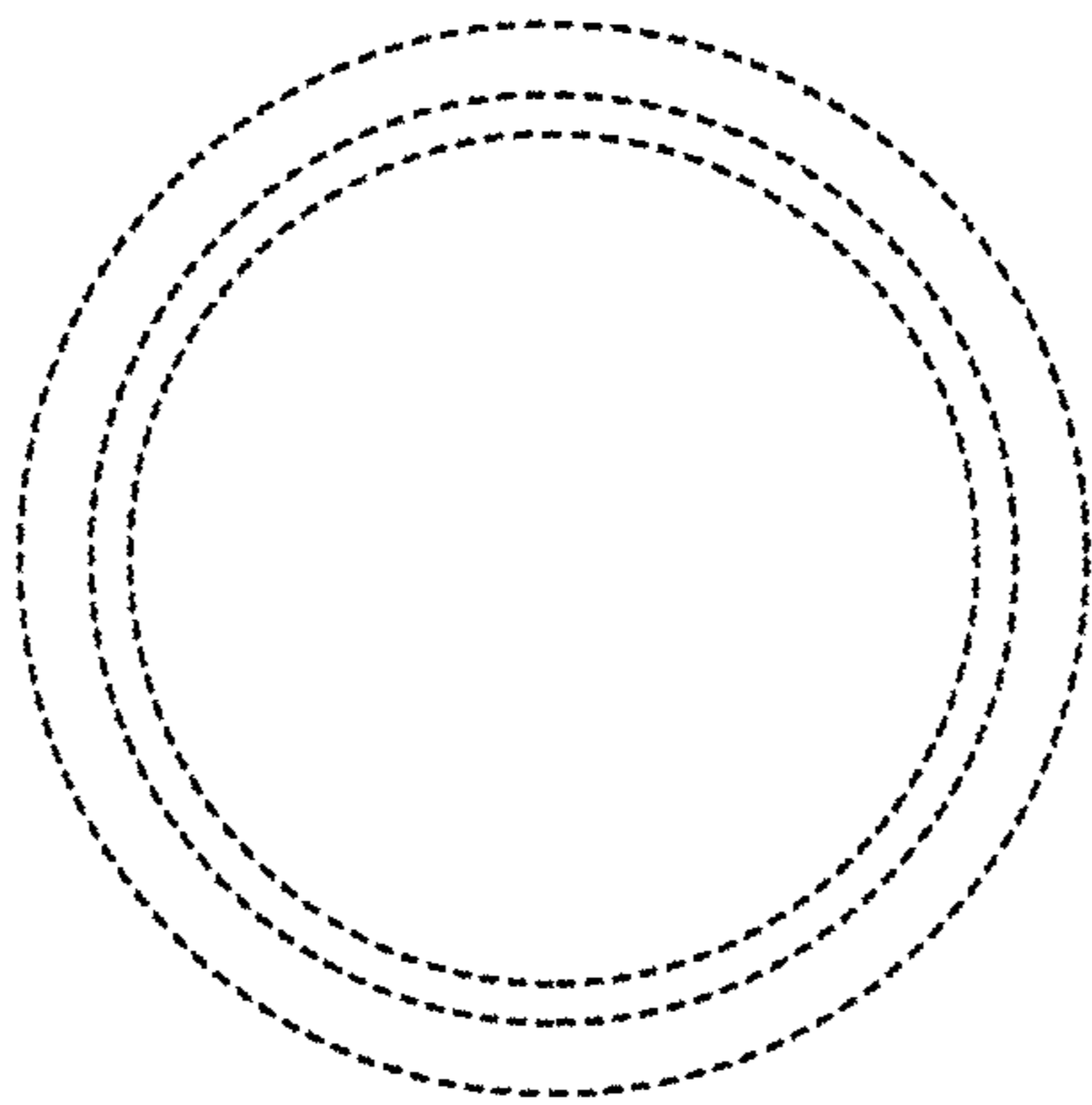


FIG. 7

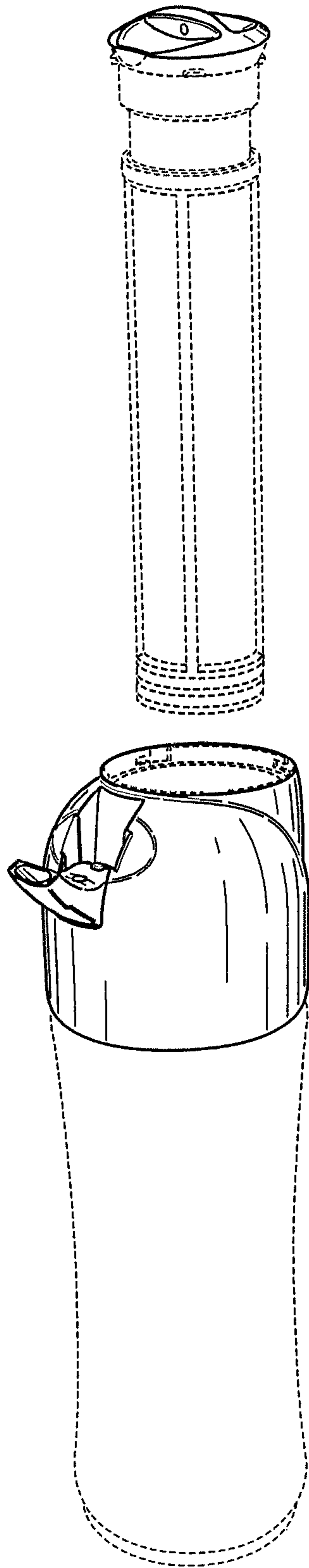


FIG. 8

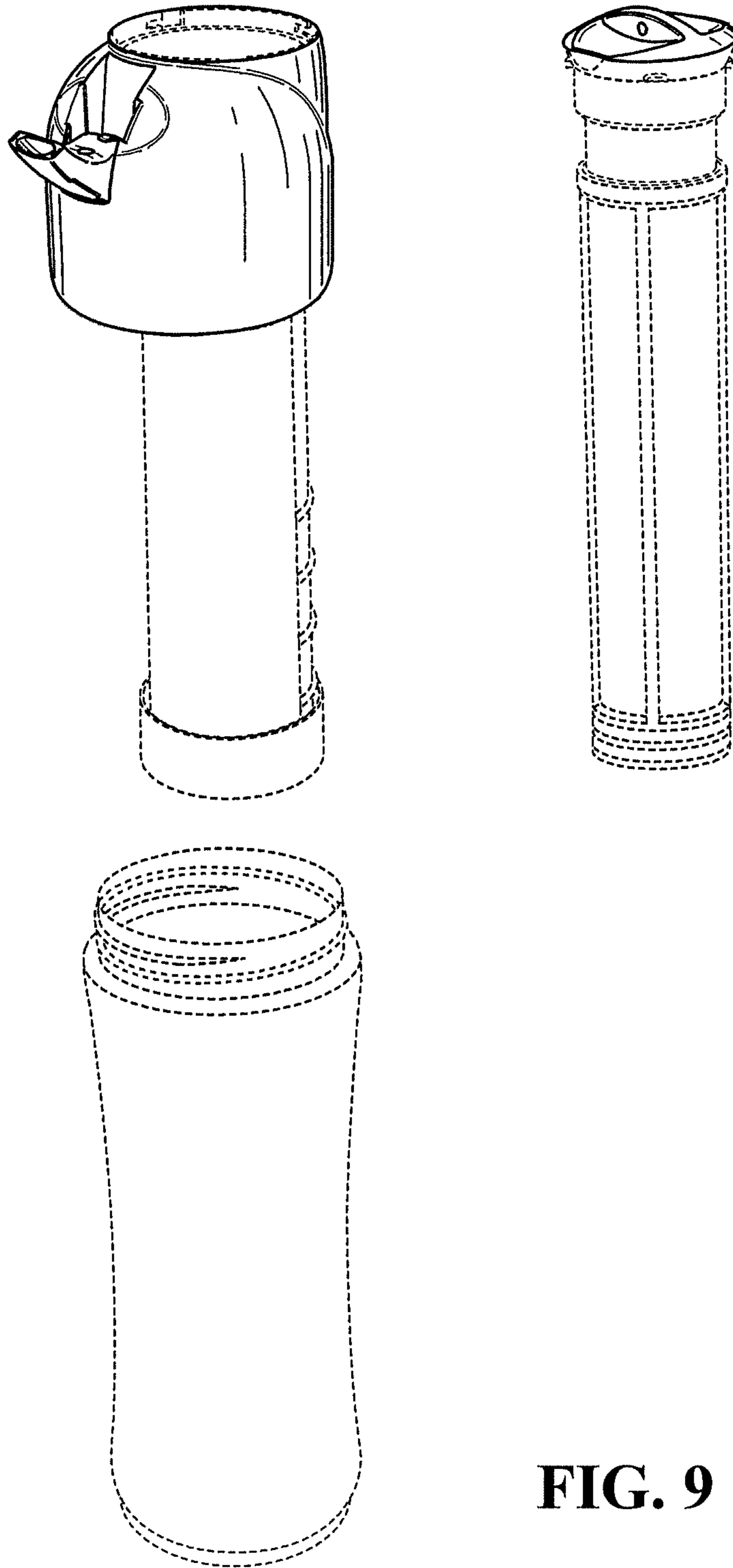


FIG. 9