



US00D718557S

(12) **United States Design Patent**  
**Johnston**

(10) **Patent No.:** **US D718,557 S**  
(45) **Date of Patent:** **\*\* Dec. 2, 2014**

- (54) **DOUBLE STORAGE RACK**
- (71) Applicant: **Thomas J. Johnston**, Mechanicsville, MD (US)
- (72) Inventor: **Thomas J. Johnston**, Mechanicsville, MD (US)
- (\*\*) Term: **14 Years**
- (21) Appl. No.: **29/494,316**
- (22) Filed: **Jun. 19, 2014**

**Related U.S. Application Data**

- (62) Division of application No. 29/481,191, filed on Feb. 3, 2014.
- (51) **LOC (10) Cl.** ..... **06-06**
- (52) **U.S. Cl.**  
USPC ..... **D6/675.5**
- (58) **Field of Classification Search**  
USPC ..... D6/464-466, 474-476, 477-479, 672, D6/673, 675, 675.1, 675.2; 108/59-60, 108/91-92, 147.11, 149; 211/153, 211/186-188, 194; 312/7.2, 9.1  
See application file for complete search history.

(56) **References Cited**

**U.S. PATENT DOCUMENTS**

- 2,620,929 A \* 12/1952 Sportsman ..... 108/28
- 3,405,631 A 10/1968 James
- 3,722,431 A \* 3/1973 Howard ..... 108/157.13
- D256,640 S 9/1980 Farwell et al.
- D271,453 S 11/1983 Tucker
- 4,709,640 A \* 12/1987 Jouanin ..... 108/91
- D309,998 S 8/1990 Sumrell et al.

- D321,608 S 11/1991 Hay
- D333,770 S \* 3/1993 Jureckson ..... D6/469
- 5,452,811 A \* 9/1995 Taravella et al. .... 211/186
- 5,657,883 A \* 8/1997 Badia ..... 211/70.8
- D389,380 S 1/1998 Liu et al.
- 5,762,208 A 6/1998 Yeh
- 6,017,107 A \* 1/2000 Elliott et al. .... 312/265
- D426,977 S 6/2000 White
- D429,938 S 8/2000 Allen
- D449,414 S 10/2001 James et al.
- D450,199 S 11/2001 White
- D476,172 S 6/2003 Bourne, Sr.
- D659,598 S 5/2012 Cariddi
- D673,821 S 1/2013 Weber et al.
- D676,262 S 2/2013 Lim
- 8,464,880 B2 \* 6/2013 Lim ..... 211/195
- D688,071 S \* 8/2013 Mount ..... D6/677
- D699,505 S 2/2014 Kadva et al.
- 2009/0184068 A1 \* 7/2009 Kin ..... 211/45

\* cited by examiner

*Primary Examiner* — Kelley Donnelly

(74) *Attorney, Agent, or Firm* — Mattingly & Malur, PC

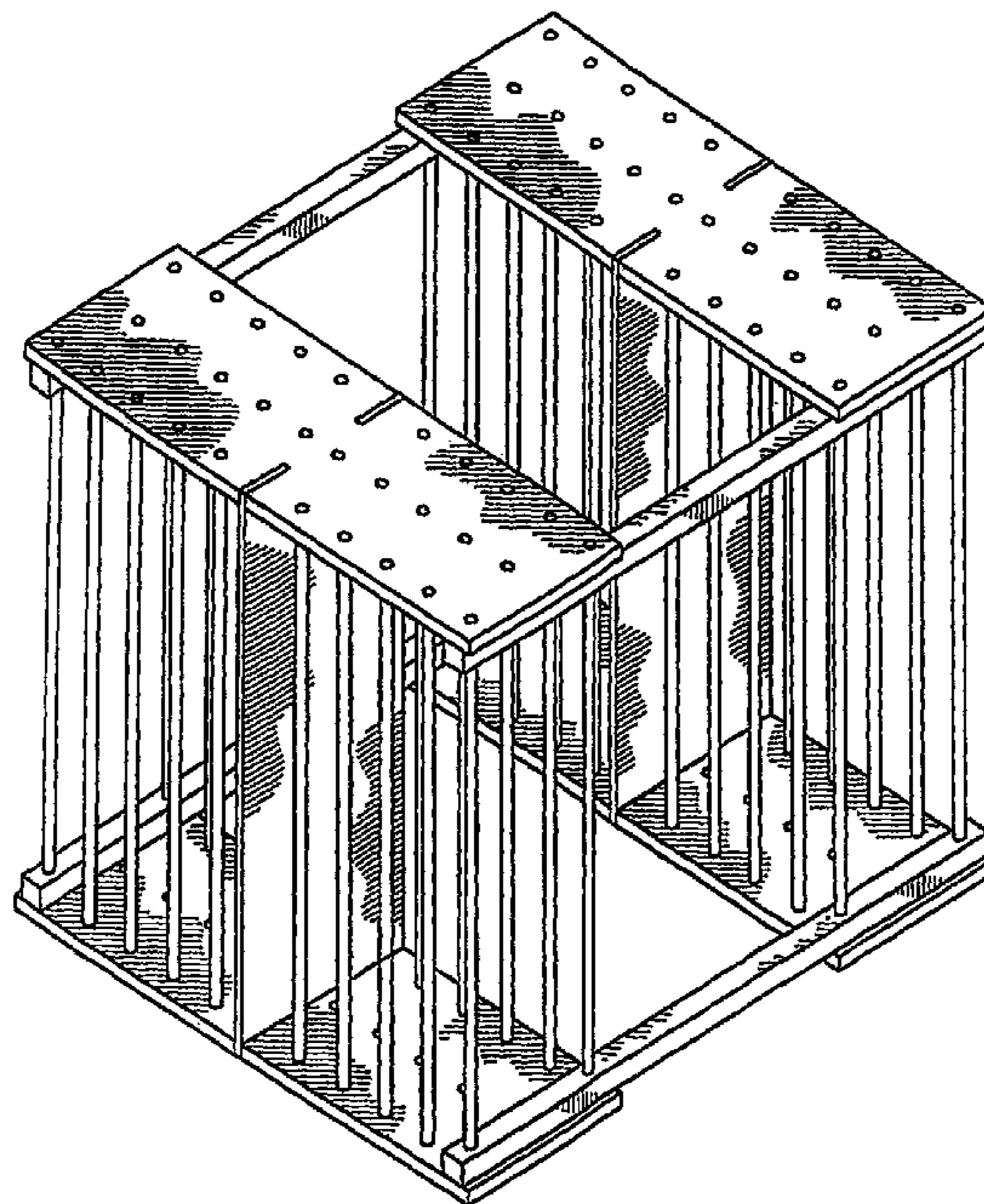
(57) **CLAIM**

The ornamental design for a double storage rack, as illustrated and described.

**DESCRIPTION**

FIG. 1 is a front perspective view of my new design for a double storage rack;  
 FIG. 2 is a front elevation view thereof, the rear elevation view being the same;  
 FIG. 3 is a right side elevation view thereof; the left side elevation view being the same;  
 FIG. 4 is a top plan view thereof; and,  
 FIG. 5 is a bottom plan view thereof.

**1 Claim, 3 Drawing Sheets**



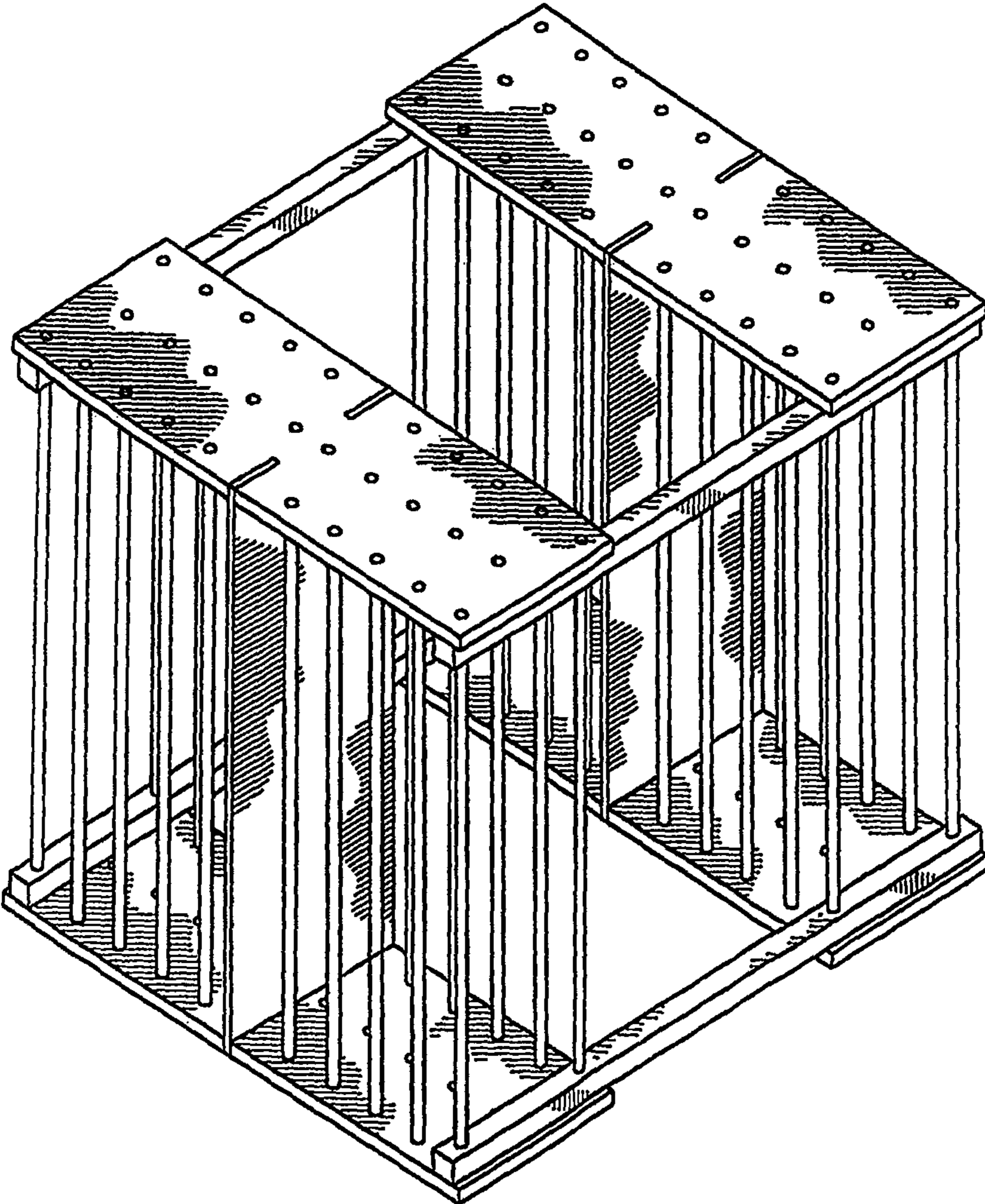


FIG. 1

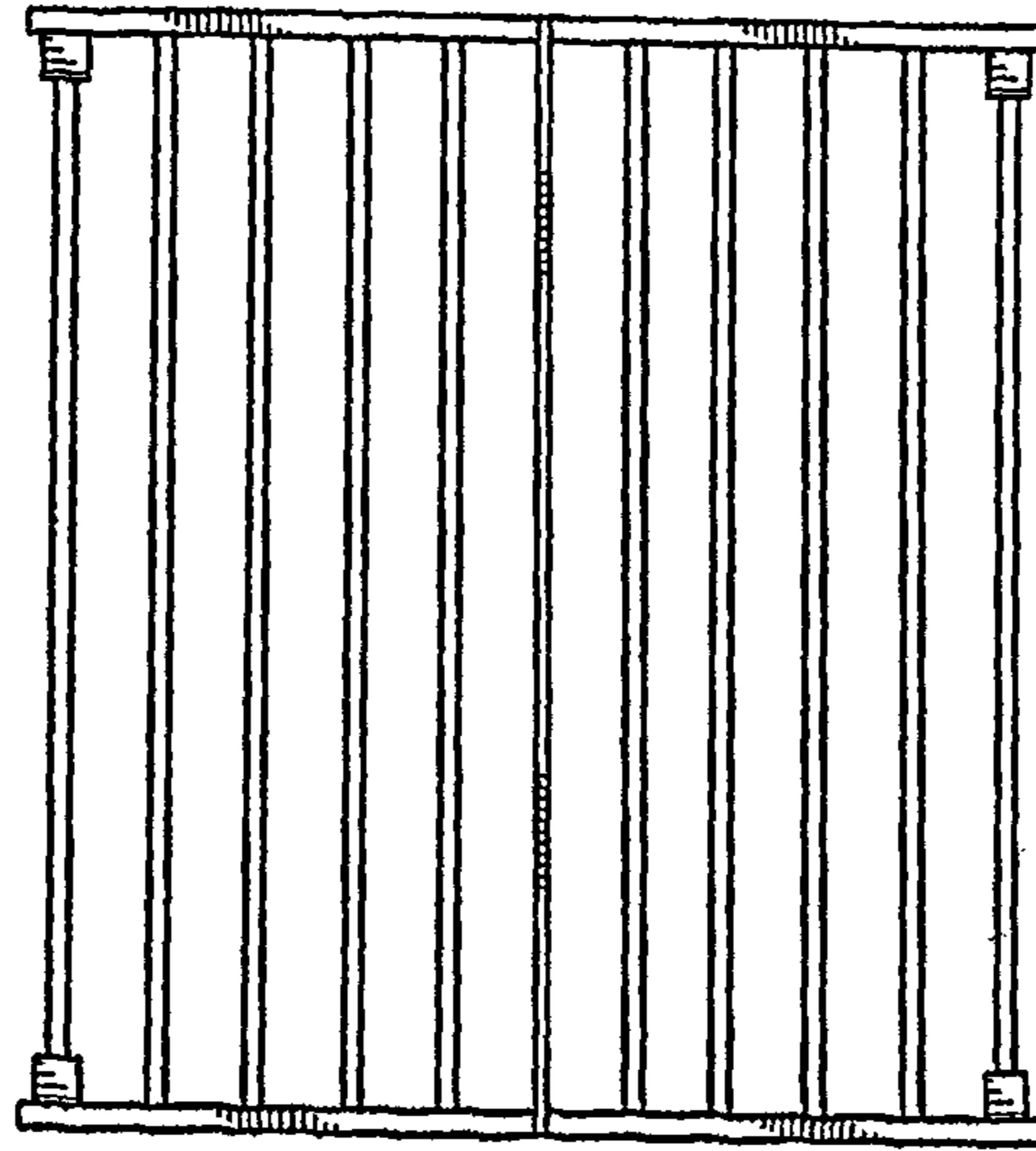


FIG. 2

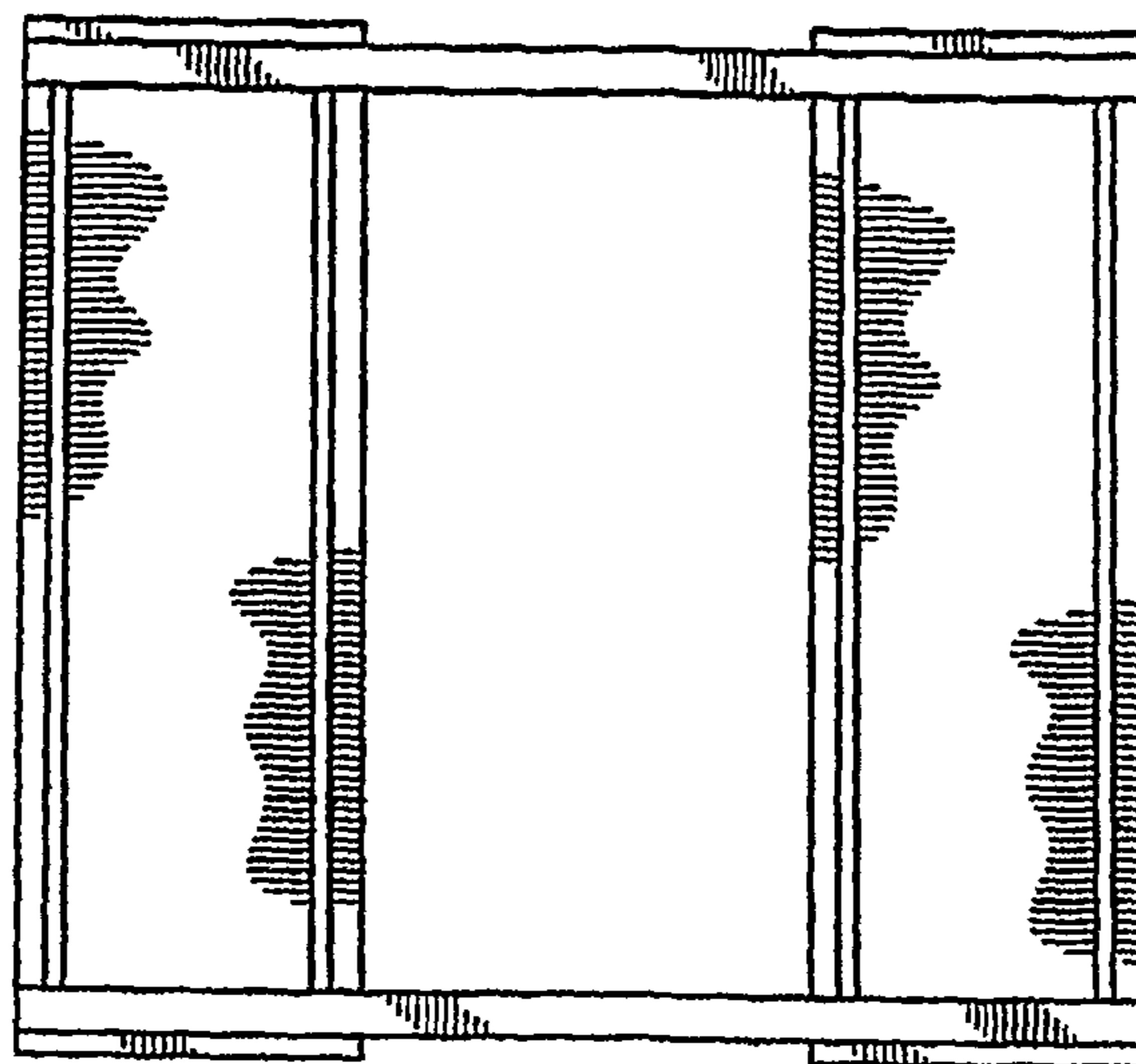


FIG. 3

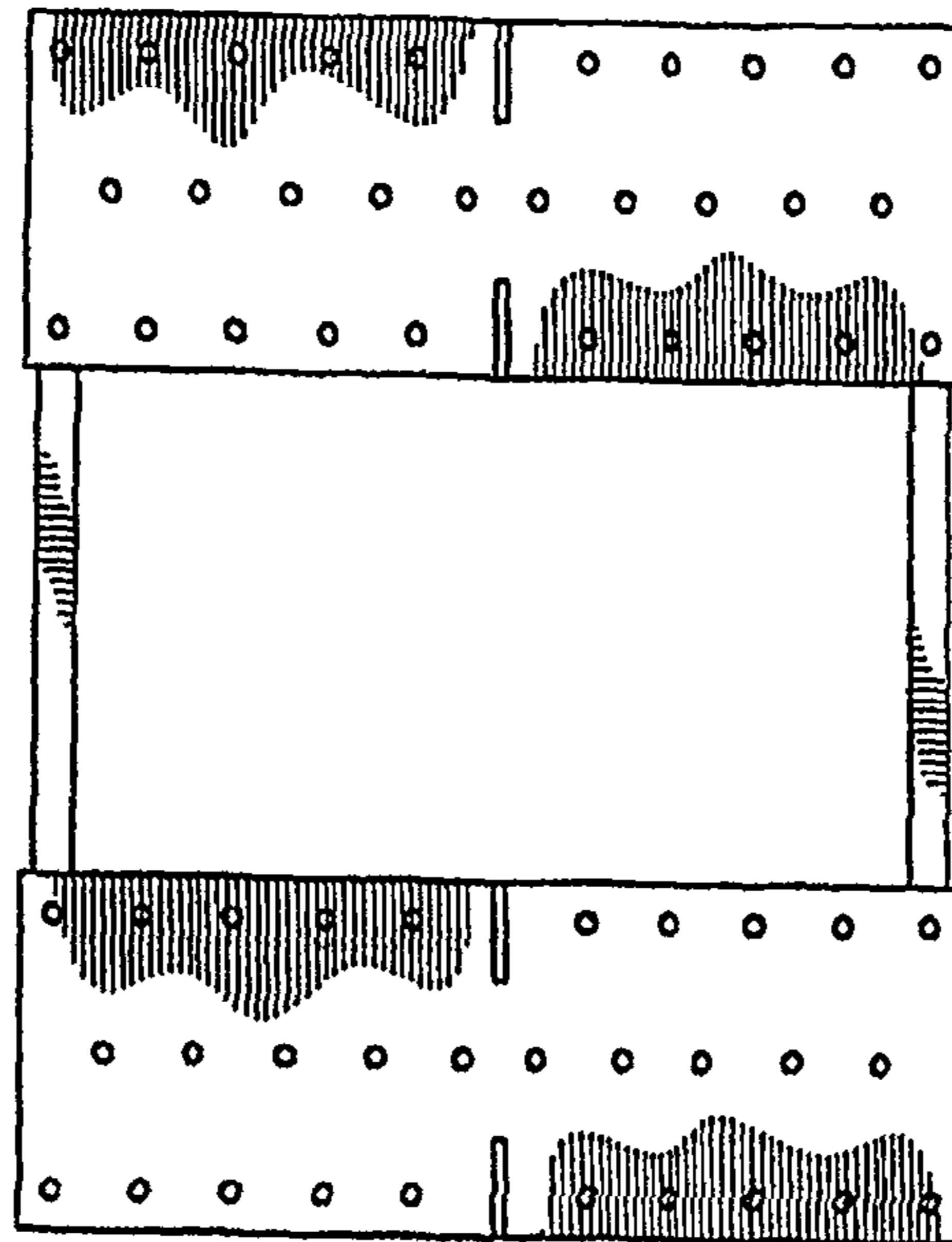


FIG. 4

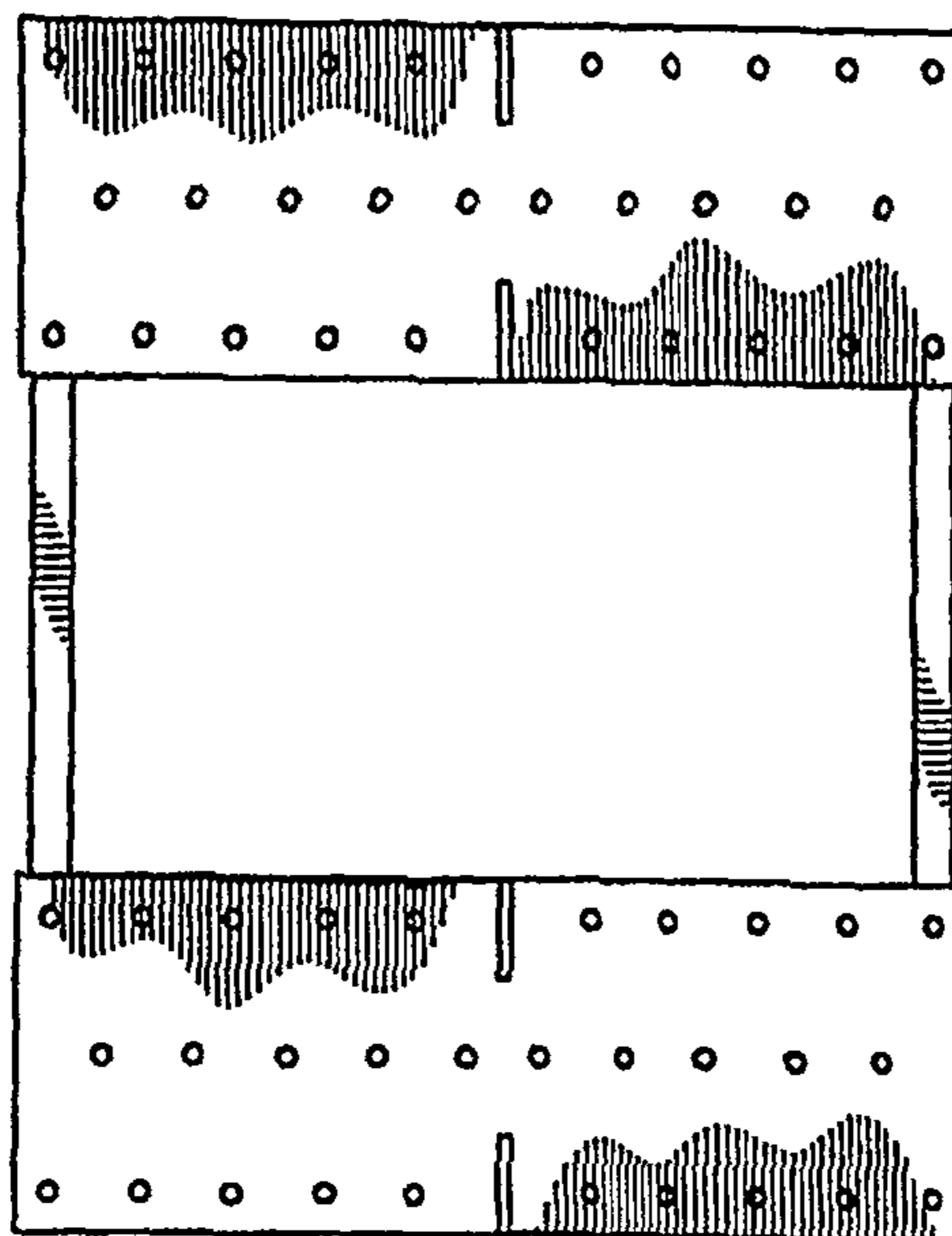


FIG. 5