



US00D718544S

(12) **United States Design Patent**  
**Lu**

(10) **Patent No.:** **US D718,544 S**  
(45) **Date of Patent:** **\*\* Dec. 2, 2014**

(54) **CHAIR**  
(71) Applicant: **Chueng Shine Co., Ltd.**, Taibao (TW)  
(72) Inventor: **Wu-Chin Lu**, Taibao (TW)  
(73) Assignee: **Chueng Shine Co., Ltd.**, Taibao (TW)  
(\*\*) Term: **14 Years**  
(21) Appl. No.: **29/485,128**  
(22) Filed: **Mar. 17, 2014**  
(51) **LOC (10) Cl.** ..... **06-01**  
(52) **U.S. Cl.**  
USPC ..... **D6/366**  
(58) **Field of Classification Search**  
USPC ..... D6/334-336, 360-381, 716,  
D6/716.1-716.7; 297/396, 397, 284.4,  
297/411.28, 452.21, 452.26, 452.29, 452.3,  
297/452.32, 452.35, 452.48  
See application file for complete search history.

D610,822 S *	3/2010	Chen .....	D6/366
D627,983 S *	11/2010	Wakasugi et al. ....	D6/366
D634,558 S *	3/2011	Deisig .....	D6/366
D638,635 S *	5/2011	Sander et al. ....	D6/366
D646,914 S *	10/2011	Gaschy .....	D6/500
D650,617 S *	12/2011	Chen .....	D6/500
D652,223 S *	1/2012	Fujita .....	D6/366
D654,710 S *	2/2012	Fujita .....	D6/366
D656,752 S *	4/2012	Moll .....	D6/366
D662,330 S *	6/2012	Tanaka et al. ....	D6/366
D665,589 S *	8/2012	Wagner .....	D6/366
D670,927 S *	11/2012	Hurford .....	D6/366
D679,107 S *	4/2013	Darrow et al. ....	D6/366
D688,483 S *	8/2013	Aratani .....	D6/366
D696,886 S *	1/2014	Nakamura .....	D6/716.4
D704,487 S *	5/2014	Smith et al. ....	D6/716
D707,976 S *	7/2014	Smith et al. ....	D6/366

\* cited by examiner

*Primary Examiner* — Ricky Pham  
(74) *Attorney, Agent, or Firm* — Alan Kamrath; Kamrath IP Lawfirm, P.A.

(57) **CLAIM**  
The ornamental design for a chair, as shown and described.

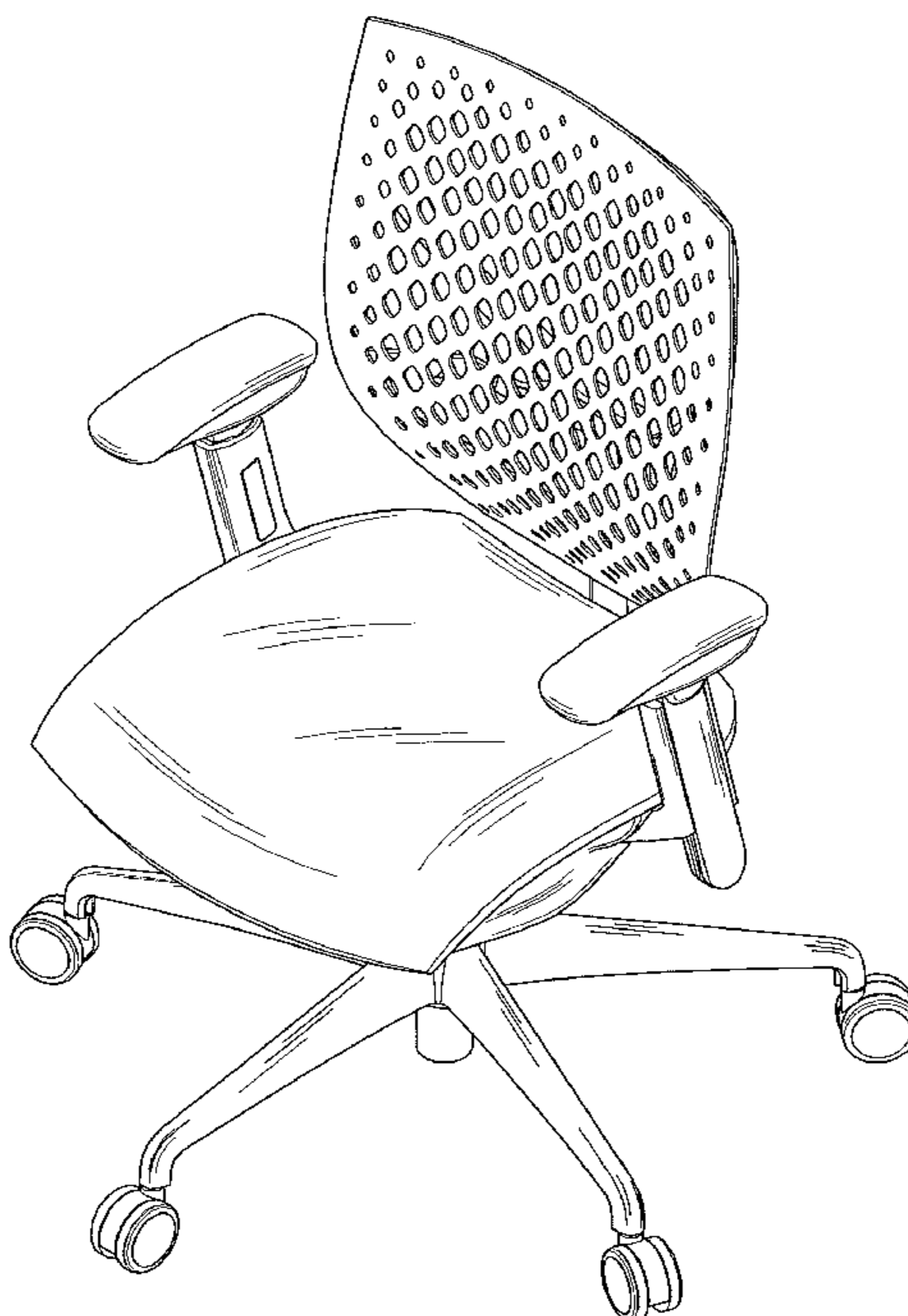
(56) **References Cited**  
U.S. PATENT DOCUMENTS

D514,832 S *	2/2006	Tsai .....	D6/366
D517,820 S *	3/2006	Citterio .....	D6/366
D559,571 S *	1/2008	Meda .....	D6/366
D568,624 S *	5/2008	Wen .....	D6/366
D576,416 S *	9/2008	Su .....	D6/366
D576,813 S *	9/2008	Baldanzi et al. ....	D6/366
D576,814 S *	9/2008	Baldanzi et al. ....	D6/366
D579,695 S *	11/2008	Wu .....	D6/500
D596,418 S *	7/2009	Ueda .....	D6/366

**DESCRIPTION**

FIG. 1 is a perspective view of a chair showing my design;  
FIG. 2 is a front elevational view thereof;  
FIG. 3 is a rear elevational view thereof;  
FIG. 4 is a left side elevational view thereof;  
FIG. 5 is a right side elevational view thereof;  
FIG. 6 is a top plan view thereof; and,  
FIG. 7 is a bottom plan view thereof.

**1 Claim, 7 Drawing Sheets**



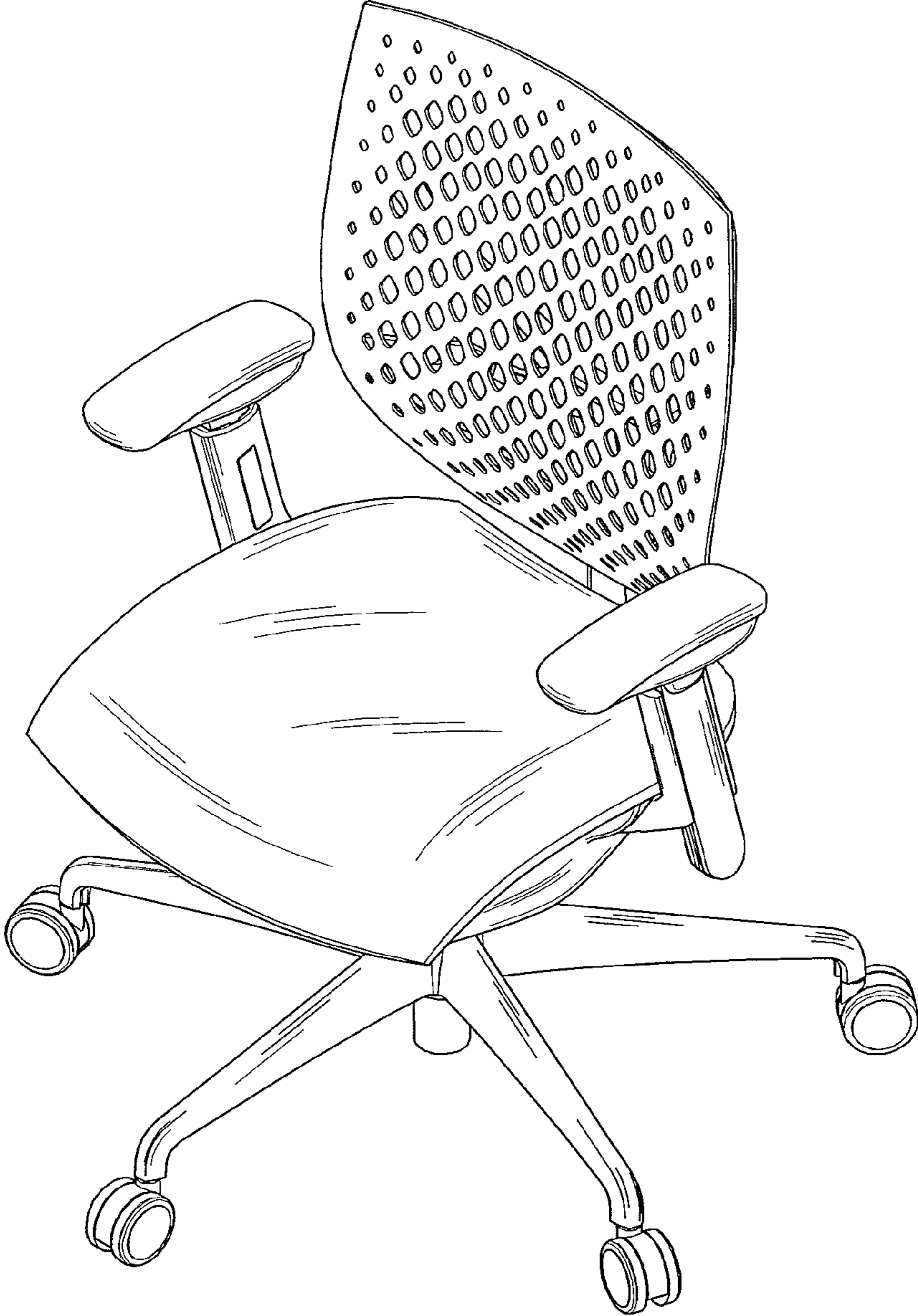


FIG.1

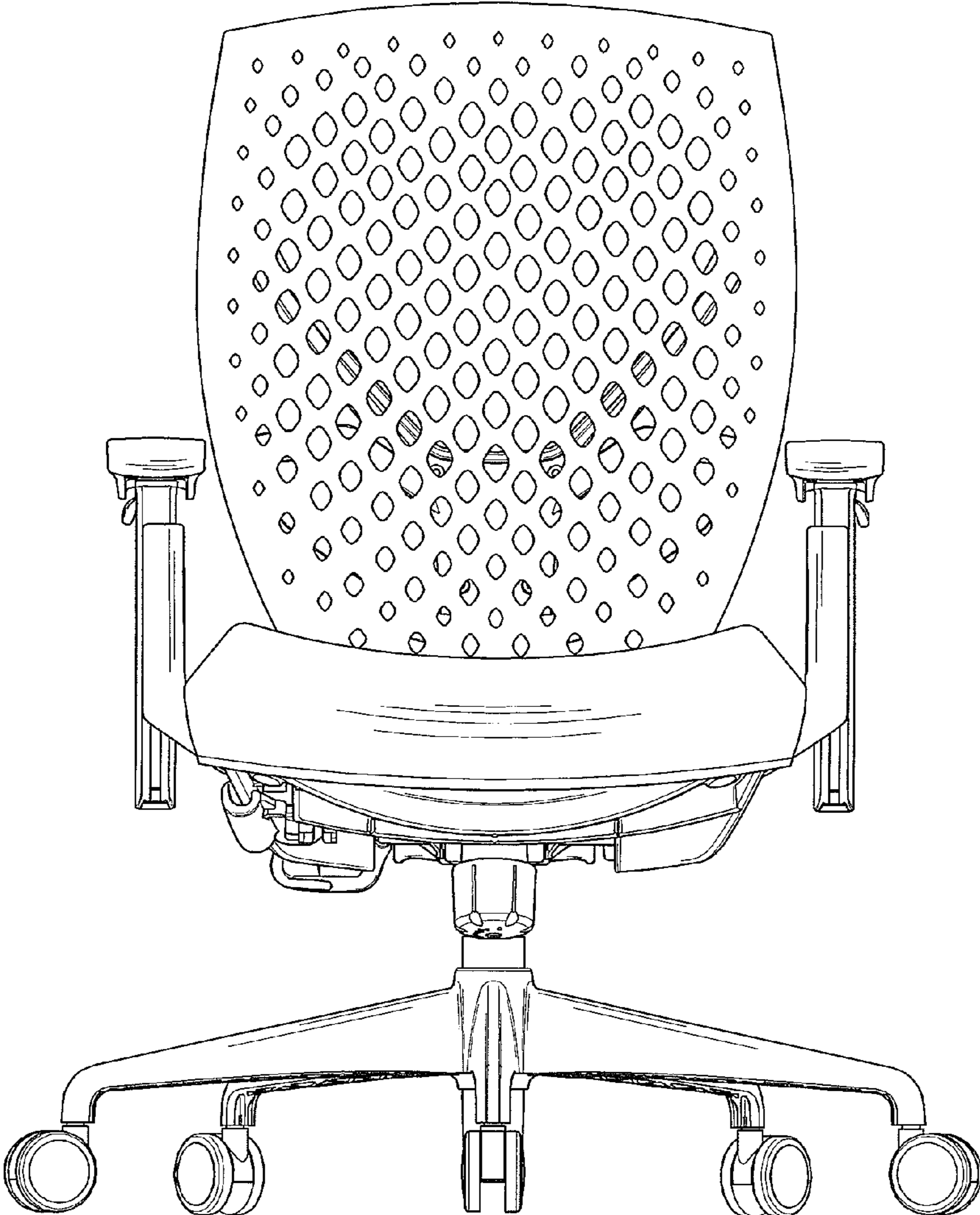


FIG.2

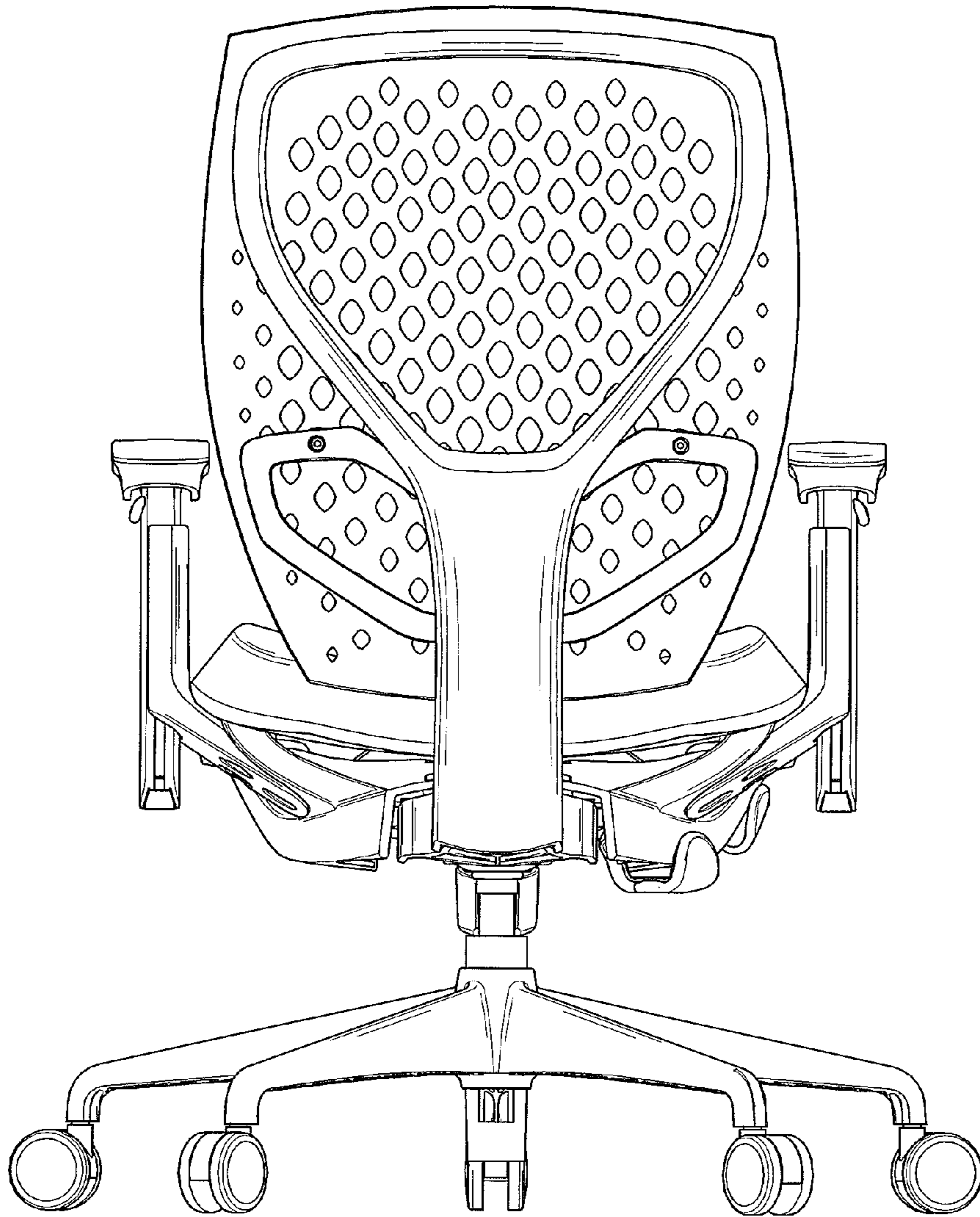


FIG.3

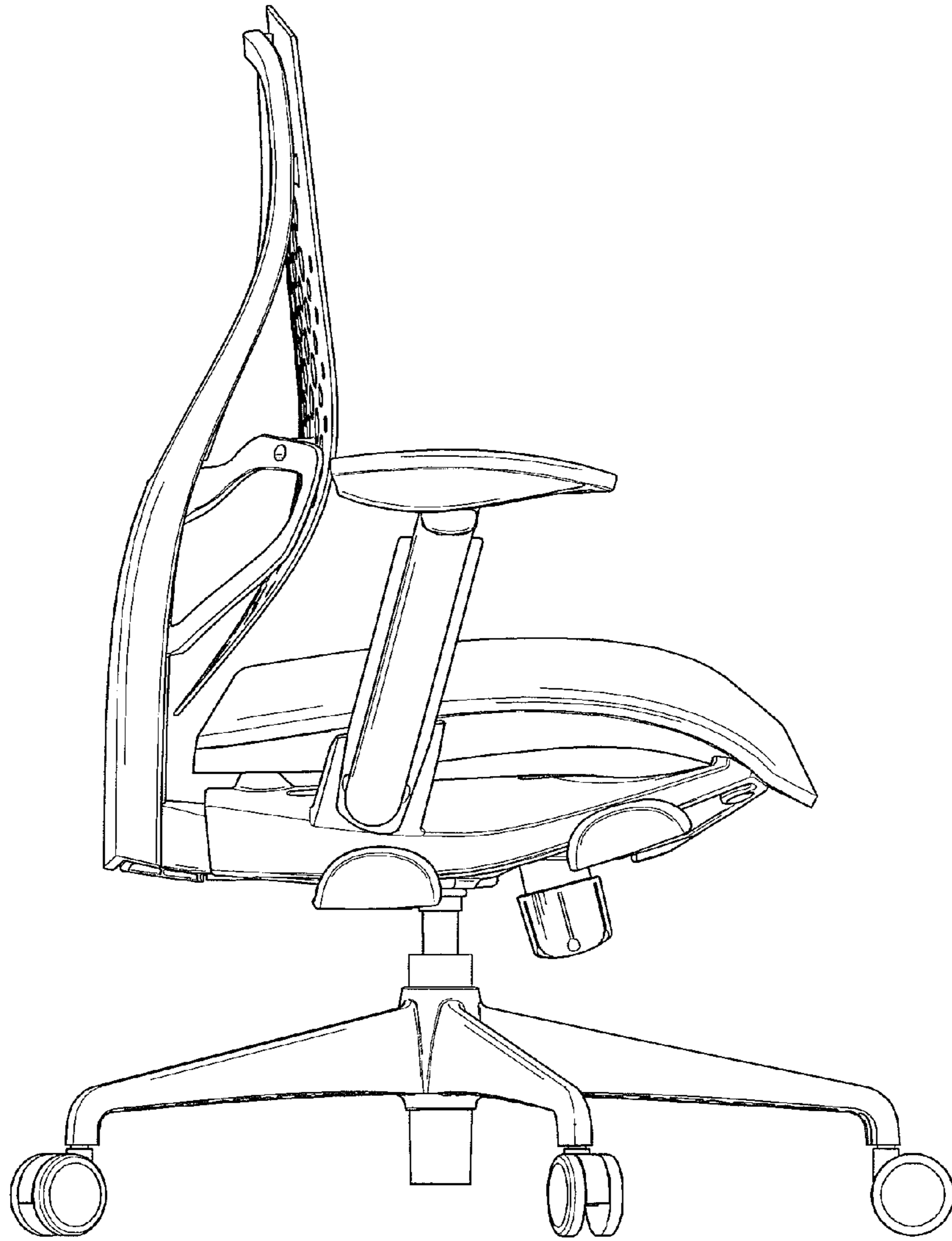


FIG.4

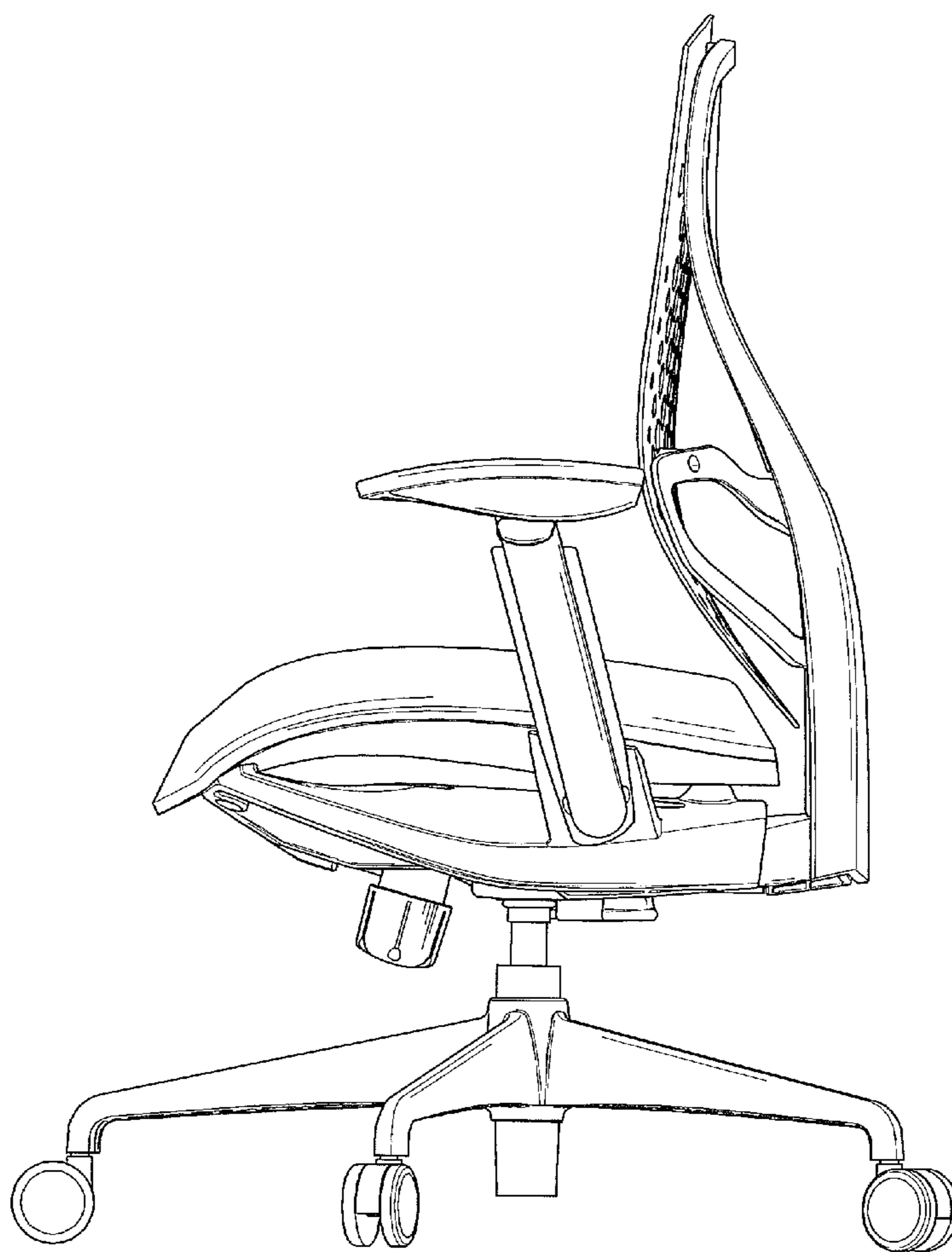


FIG.5

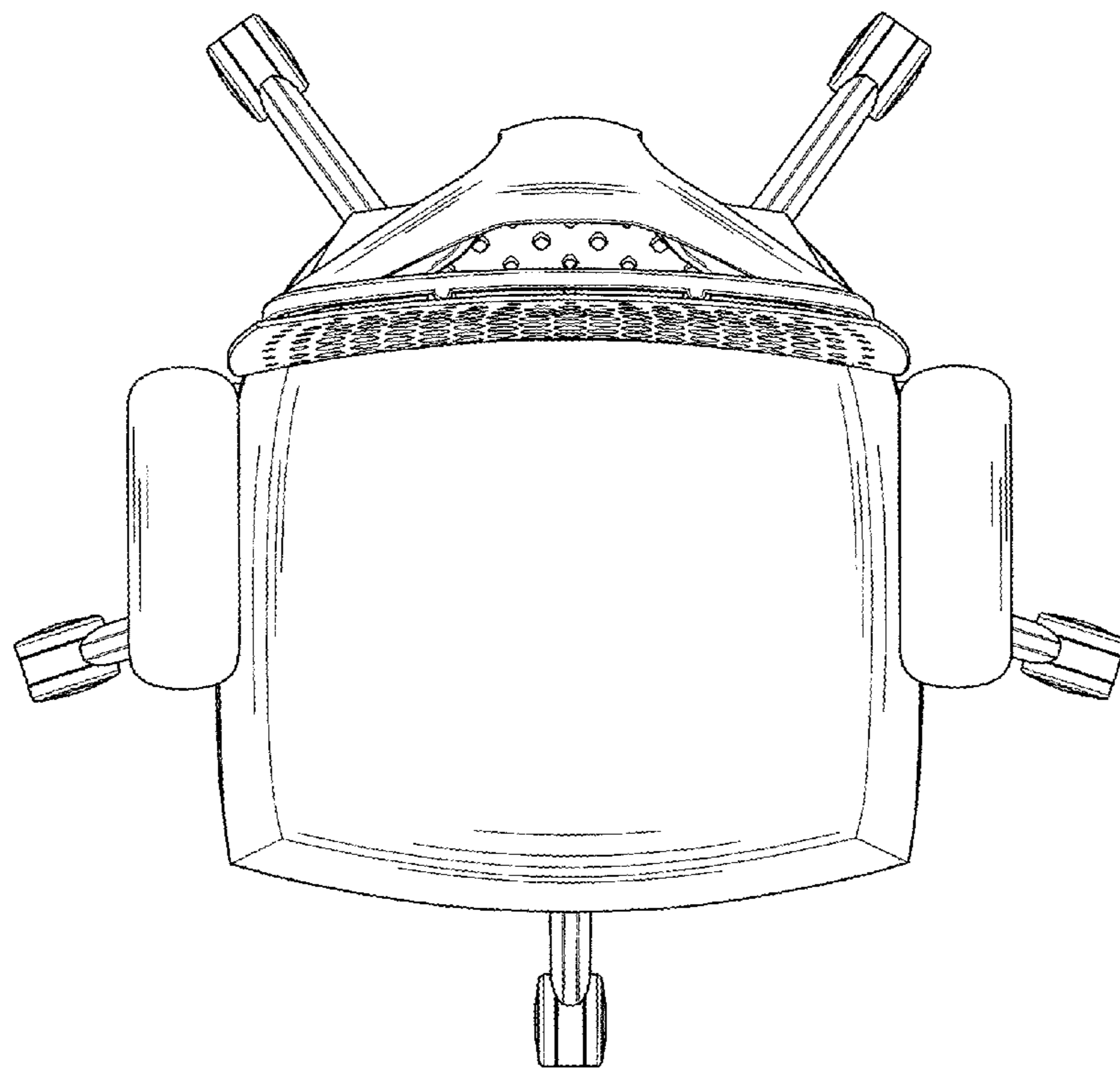


FIG.6

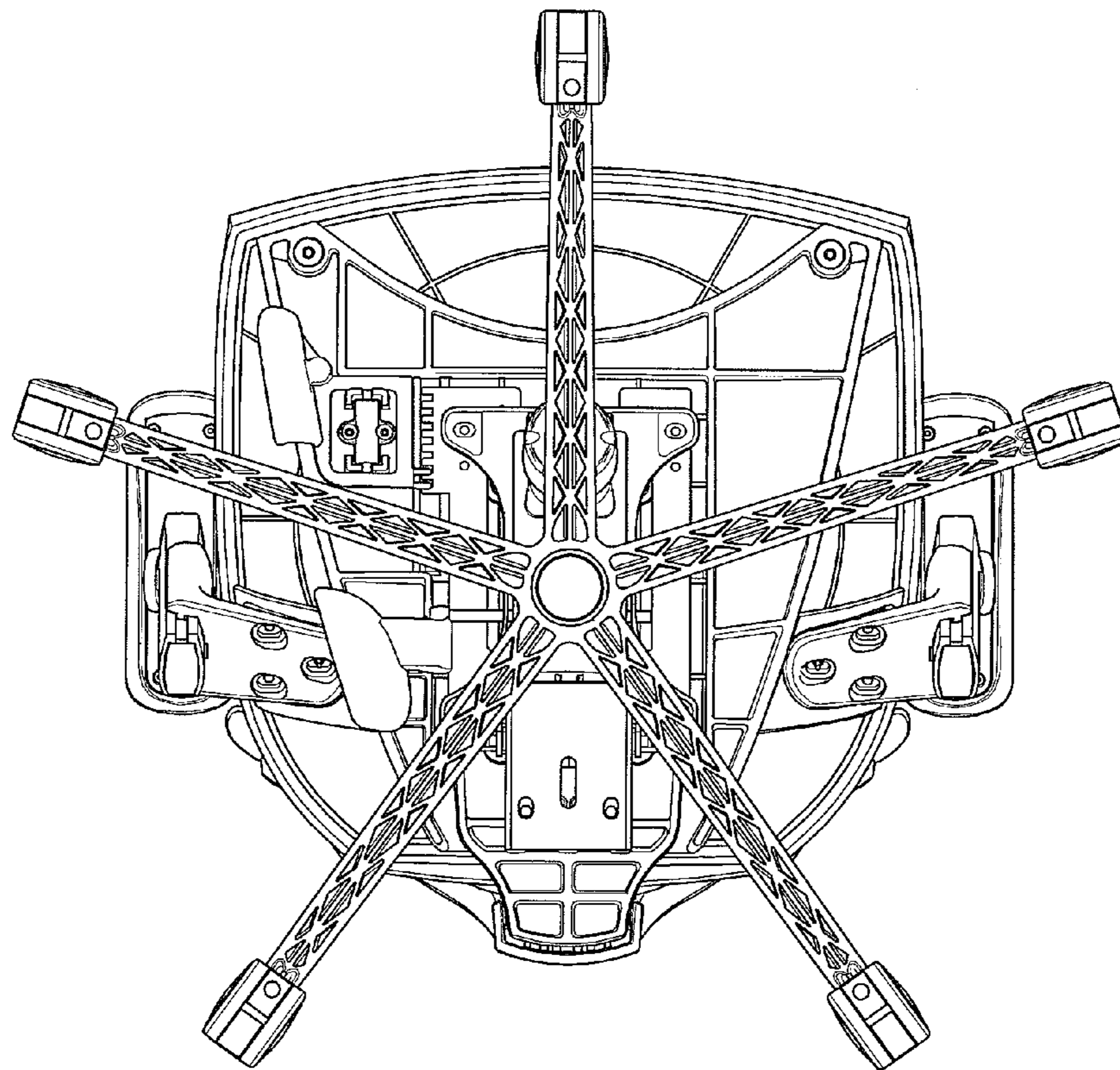


FIG.7