



US00D718543S

(12) **United States Design Patent**
Smith et al.

(10) **Patent No.:** **US D718,543 S**
(45) **Date of Patent:** **** Dec. 2, 2014**

(54) **SADDLE**
(71) Applicant: **Brooks England Ltd.**, Birmingham (GB)
(72) Inventors: **John Wallace Smith**, San Francisco, CA (US); **Thomas Dieter Christian Overthun**, San Francisco, CA (US)

(73) Assignee: **Brooks England Ltd.**, Birmingham (GB)

(**) Term: **14 Years**

(21) Appl. No.: **29/470,641**

(22) Filed: **Oct. 23, 2013**

(30) **Foreign Application Priority Data**

Apr. 24, 2013 (EM) 2226613

(51) **LOC (10) Cl.** **12-11**

(52) **U.S. Cl.**
USPC **D6/354**

(58) **Field of Classification Search**
USPC D6/354, 340; D12/111, 112; 297/132, 297/195.1, 196-215.16, 219.11, 299; 267/132

See application file for complete search history.

(56) **References Cited**

U.S. PATENT DOCUMENTS

D306,378 S * 3/1990 Bernardi D6/354
5,286,082 A * 2/1994 Hanson 297/201
5,356,205 A * 10/1994 Calvert et al. 297/452.41
D407,910 S * 4/1999 Terry D6/354

D431,919 S * 10/2000 Bontrager D6/354
D502,609 S * 3/2005 Tonin D6/354
7,341,308 B2 * 3/2008 Milton 297/202
7,367,619 B2 * 5/2008 Fregonese et al. 297/195.1
7,441,836 B2 * 10/2008 Chen et al. 297/202
D639,573 S * 6/2011 Bertocello D6/354
8,308,234 B2 * 11/2012 Segato 297/215.16
2004/0090096 A1 * 5/2004 Bigolin 297/214
2005/0236875 A1 * 10/2005 Milton 297/202
2007/0210624 A1 * 9/2007 Chen et al. 297/195.1

OTHER PUBLICATIONS

Rivet Cycle Works, captured Mar. 6, 2012 Wayback Machine, [online], [site visited Jun. 11, 2014]. Available from Internet, <URL: <http://web.archive.org/web/20120306223426/http://rivetcycleworks.com/>>.*

* cited by examiner

Primary Examiner — Eric Goodman

Assistant Examiner — Jennifer Watkins

(74) *Attorney, Agent, or Firm* — Birch, Stewart, Kolasch & Birch, LLP

(57) **CLAIM**

The ornamental design for a saddle, as shown and described.

DESCRIPTION

FIG. 1 is a left, top, front perspective view of a saddle showing my new design;

FIG. 2 is a front side view thereof;

FIG. 3 is a left side view thereof;


FIG. 4 is a right side view thereof;

FIG. 5 is a top view thereof;

FIG. 6 is a rear view thereof; and,

FIG. 7 is a bottom view thereof.

1 Claim, 4 Drawing Sheets






FIG. 1




FIG. 2




FIG. 3




FIG. 4




FIG. 5




FIG. 6




FIG. 7