



US00D718525S

(12) **United States Design Patent**  
**Kim**

(10) **Patent No.:** **US D718,525 S**  
(45) **Date of Patent:** **\*\* Dec. 2, 2014**

(54) **WALLET**

**DESCRIPTION**

- (71) Applicant: **Ryan H Kim**, Lynnwood, WA (US)
- (72) Inventor: **Ryan H Kim**, Lynnwood, WA (US)
- (\*\*) Term: **14 Years**
- (21) Appl. No.: **29/445,350**
- (22) Filed: **Feb. 11, 2013**
- (51) **LOC (10) Cl.** ..... **03-01**
- (52) **U.S. Cl.**  
USPC ..... **D3/247**
- (58) **Field of Classification Search**  
CPC ..... A45C 1/06  
USPC ..... D3/247, 249–253; 150/130, 132,  
150/136–137, 147  
See application file for complete search history.

FIG. 1 shows a front perspective view of applicant's design of a wallet in a closed position.  
 FIG. 2 shows a front elevational view of applicant's design of the wallet in a closed position.  
 FIG. 3 shows a rear elevational view of applicant's design of the wallet in a closed position.  
 FIG. 4 shows a left end elevational view of applicant's design of the wallet in a closed position.  
 FIG. 5 shows a right end elevational view of applicant's design of the wallet in a closed position.  
 FIG. 6 shows a top plan view of applicant's design of the wallet in closed vertical position.  
 FIG. 7 shows a bottom plan view of applicant's design of the wallet in a closed vertical position.  
 FIG. 8 shows an inside perspective view of applicant's design of the wallet in an open vertical position.  
 FIG. 9 shows an outside elevational view of applicant's design of the wallet in an open position.  
 FIG. 10 shows an inside elevational view of applicant's design of the wallet in an open position.  
 FIG. 11 shows a left end elevational view of applicant's design of the wallet in an open vertical position.  
 FIG. 12 shows a right end elevational view of applicant's design of the wallet in an open vertical position.  
 FIG. 13 shows a top plan view of applicant's design of the wallet in an open vertical position.  
 FIG. 14 shows a bottom plan view of applicant's design of the wallet in an open vertical position; and,  
 FIG. 15 shows a front perspective view of applicant's design of the wallet in a closed position including exemplary contents (contents shown in broken lines, not claimed).  
 The broken lines showing wallet contents are for the purposes of illustrating environment and form no part of the claimed design.  
 The broken lines showing stitching are part of the claim design.

(56) **References Cited**

**U.S. PATENT DOCUMENTS**

4,945,961 A	8/1990	Healy	
5,257,656 A	11/1993	McLeroy	
D373,900 S	9/1996	Montgomery, Sr.	
D384,499 S *	10/1997	Gaestel	D3/247
D411,766 S	7/1999	Elkington	
D424,803 S	5/2000	Kojoori	
6,065,515 A	5/2000	Harris	
D435,340 S	12/2000	Kojoori	
D436,252 S	1/2001	Gribovsky	
6,619,349 B2	9/2003	Gribovsky	
D593,321 S	6/2009	Wente	
D594,228 S	6/2009	McCormick	
D594,656 S	6/2009	Willis	

(Continued)

**FOREIGN PATENT DOCUMENTS**

GB EP1249403 A3 8/2003

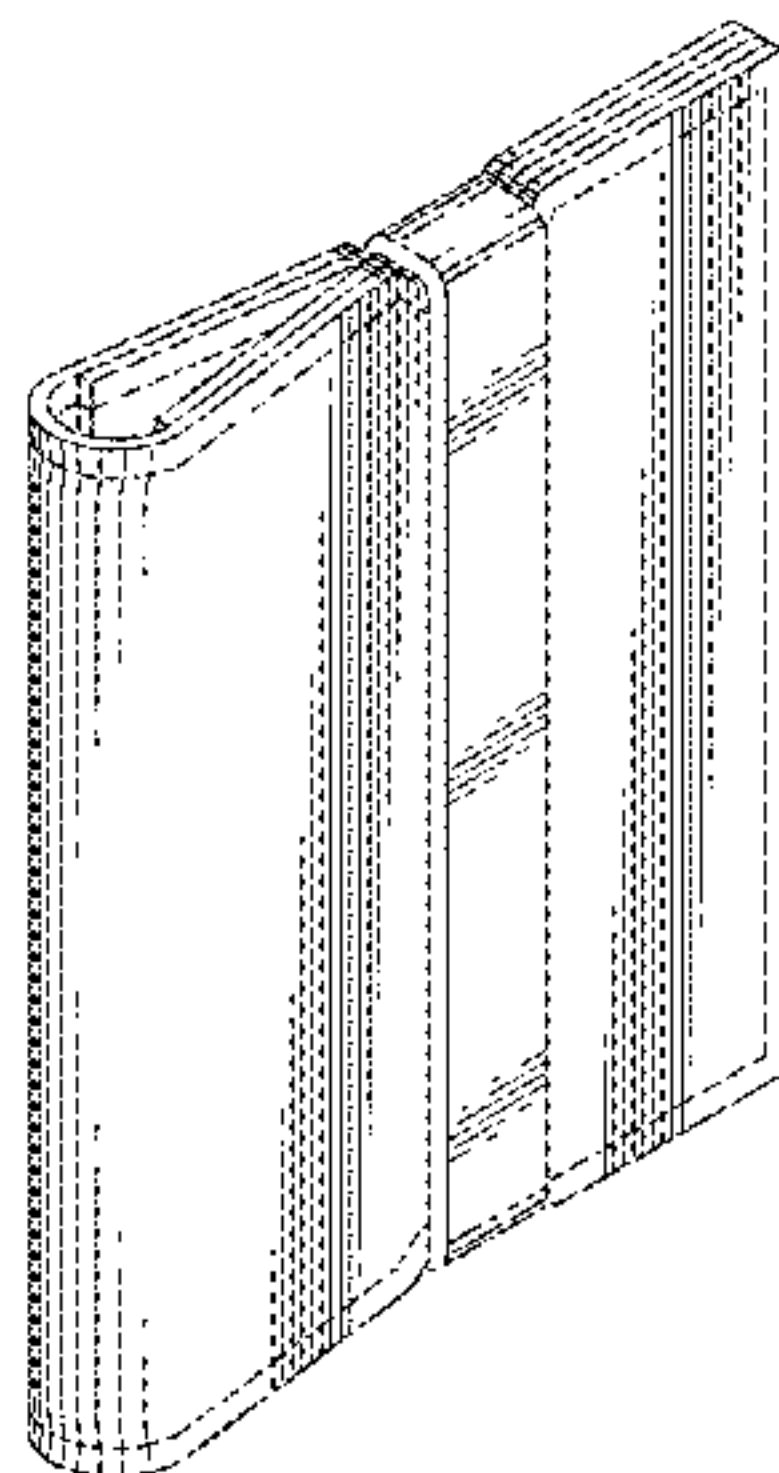
*Primary Examiner* — Holly Baynham

(74) *Attorney, Agent, or Firm* — Stan Sastry

(57) **CLAIM**

The ornamental design of a wallet, as shown and described.

**1 Claim, 5 Drawing Sheets**



(56)

**References Cited**

U.S. PATENT DOCUMENTS

7,546,860 B1 6/2009 Mehdizadeh  
7,571,752 B1 8/2009 Donohoe  
7,614,434 B2 11/2009 DeMichele  
7,628,189 B1 12/2009 Beckley  
D608,092 S 1/2010 Holzner  
D615,298 S 5/2010 Lasuik  
D622,957 S 9/2010 Marshall  
D628,796 S 12/2010 Uzelac  
7,930,846 B2 4/2011 Barnard  
D646,480 S 10/2011 Alfaro

D647,697 S 11/2011 Littleton  
D653,851 S 2/2012 Flyvholm  
D668,864 S 10/2012 Sitek  
2005/0252591 A1 11/2005 Beckley  
2009/0288746 A1 11/2009 Baca  
2009/0320978 A1 12/2009 Martinez  
2010/0140308 A1 6/2010 Wilson  
2011/0215026 A1 9/2011 Oleen  
2012/0067472 A1 3/2012 Cohen  
2012/0067473 A1 3/2012 Khounsombath  
2012/0247628 A1 10/2012 Clark  
2012/0312435 A1 12/2012 Chueh

\* cited by examiner

FIG. 1

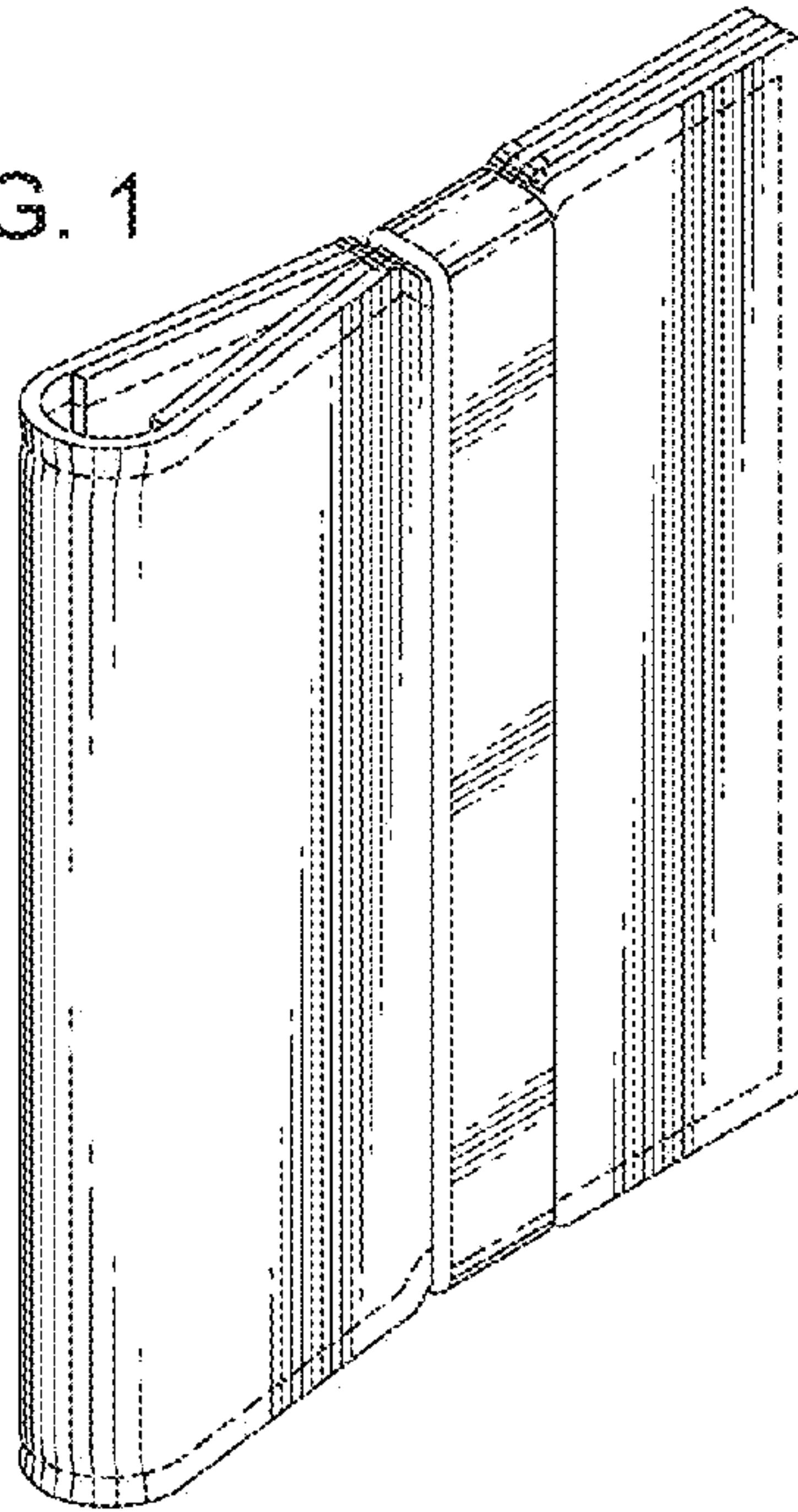


FIG. 2




FIG. 3




FIG. 4



FIG. 5

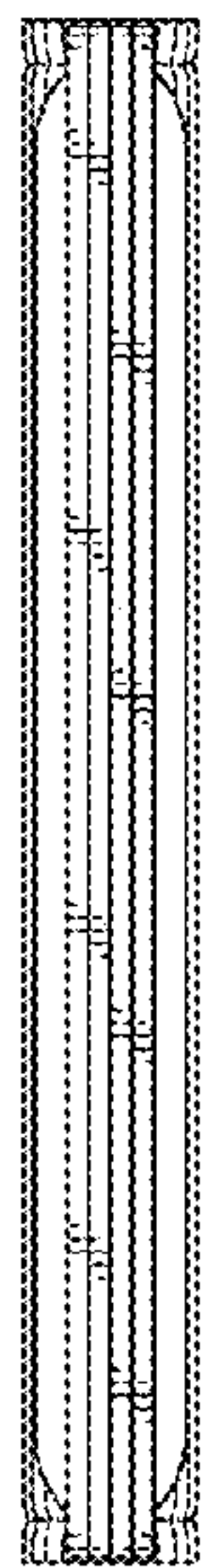


FIG. 6

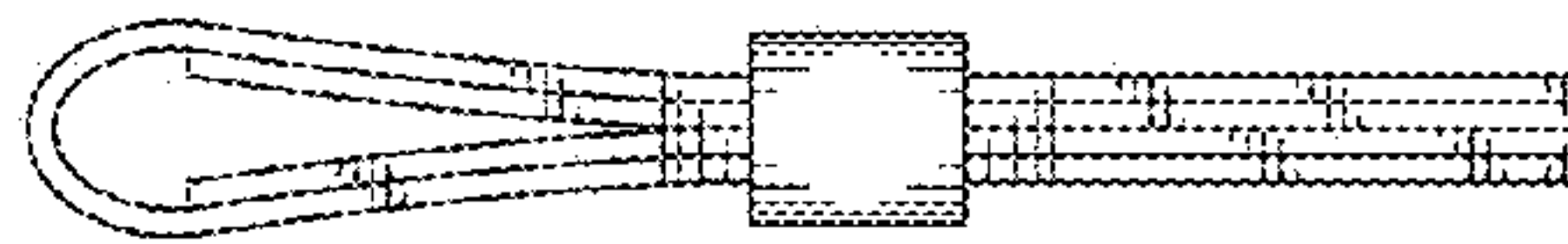


FIG. 7

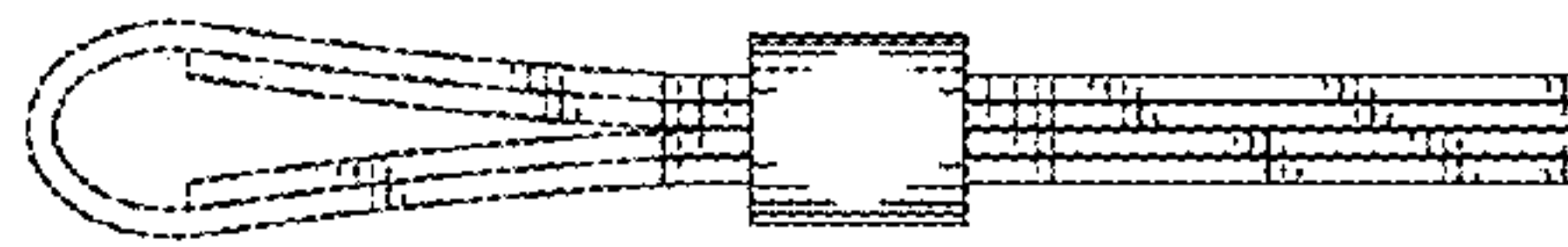




FIG. 8

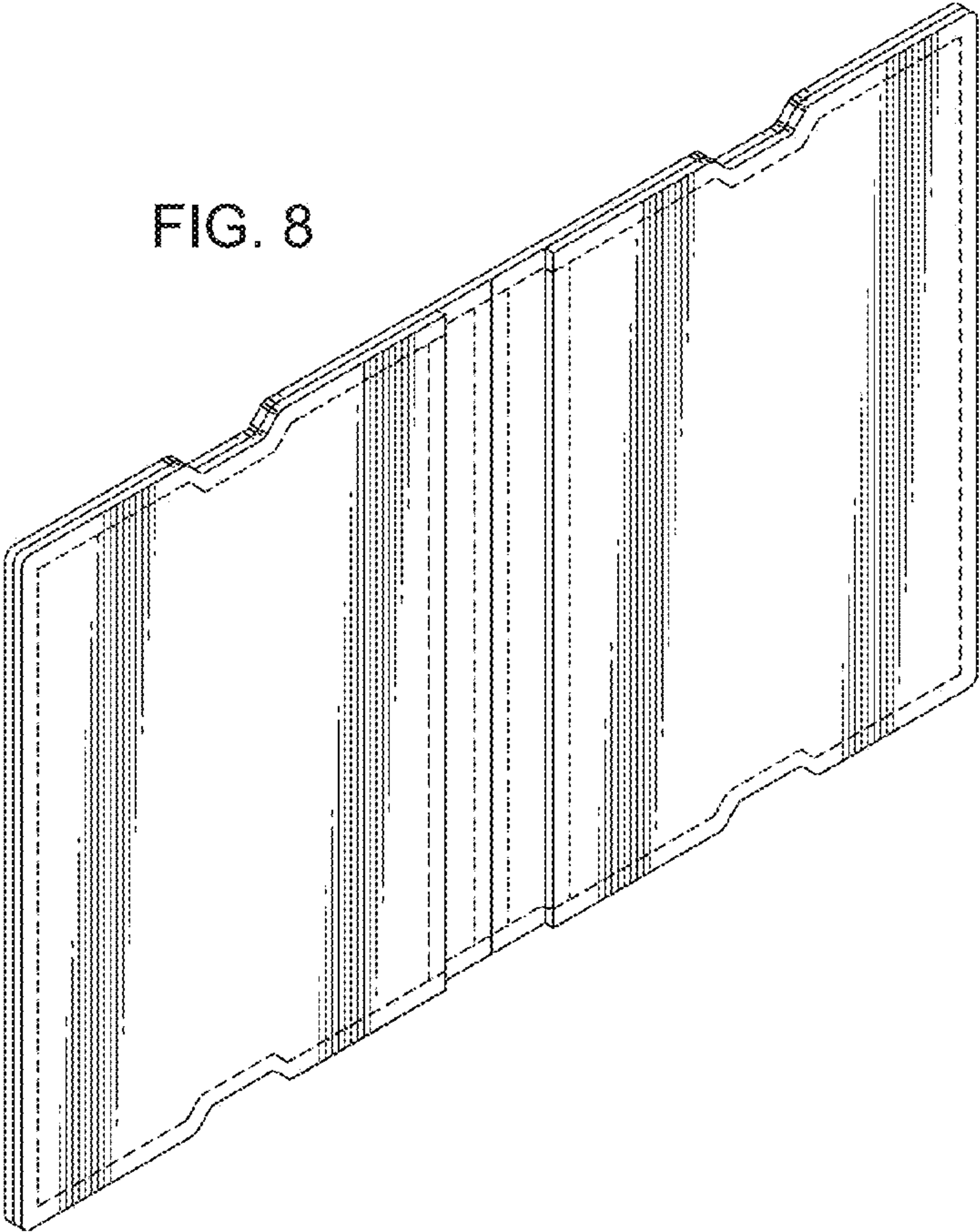


FIG. 9

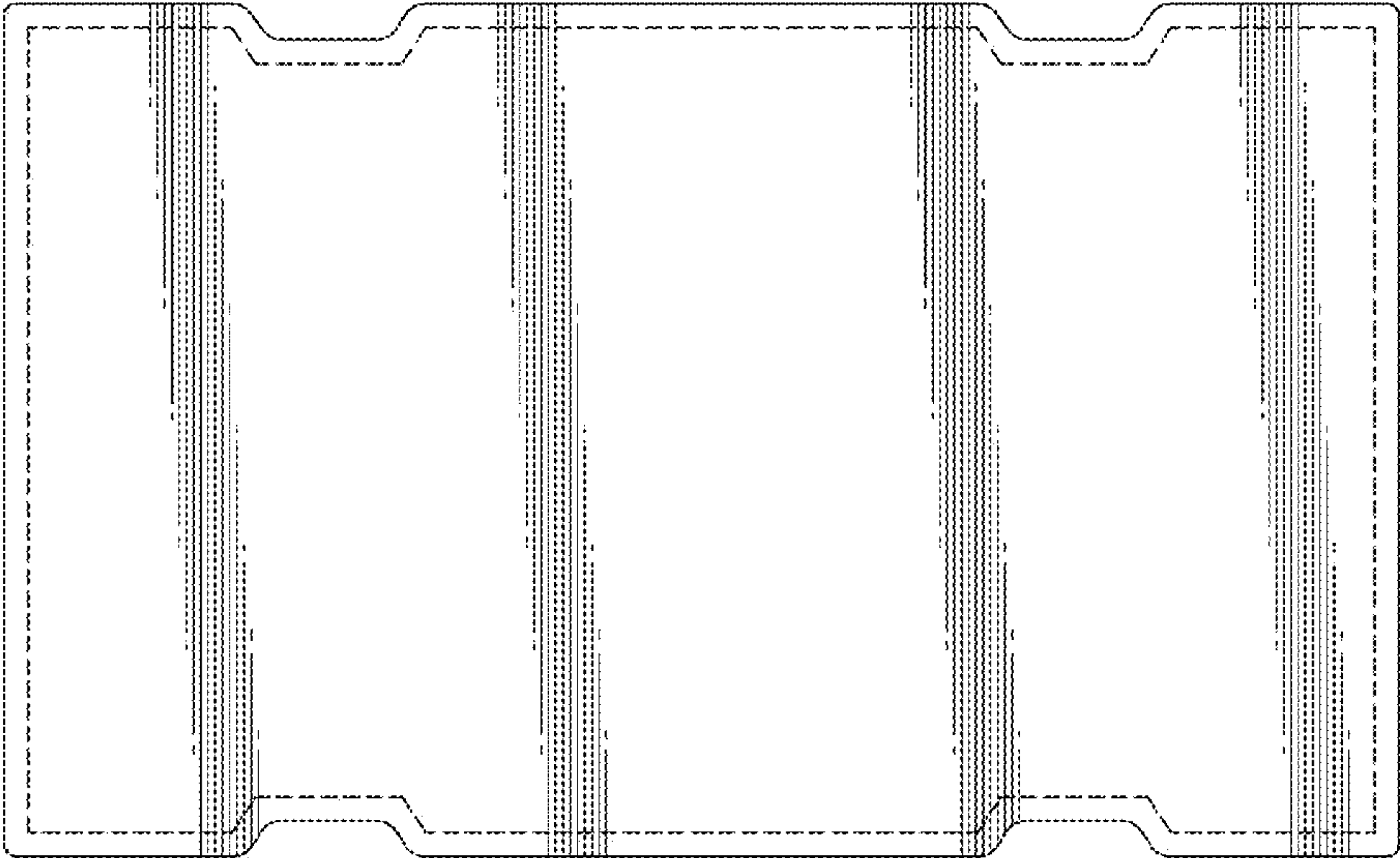


FIG. 10

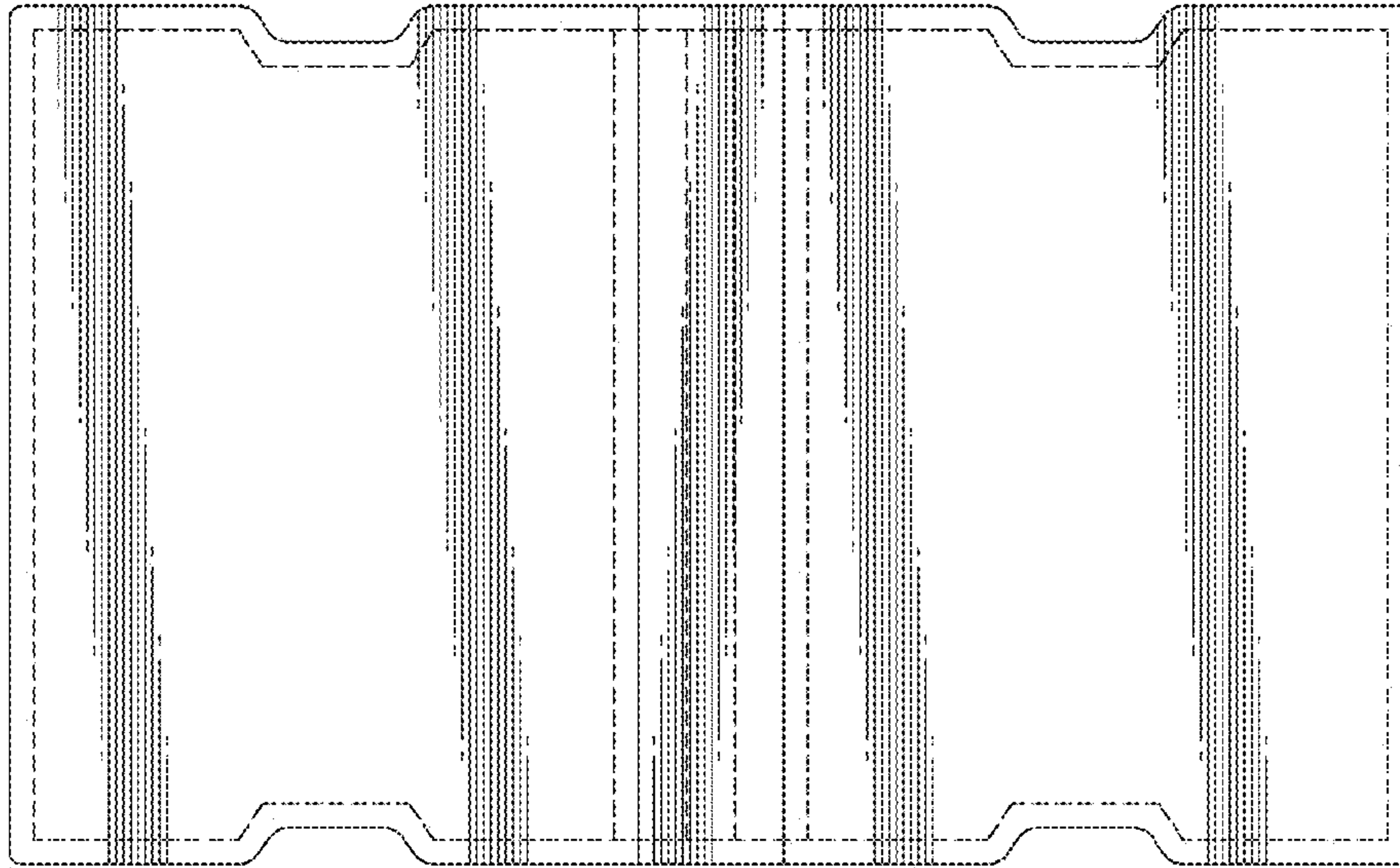


FIG. 11



FIG. 12

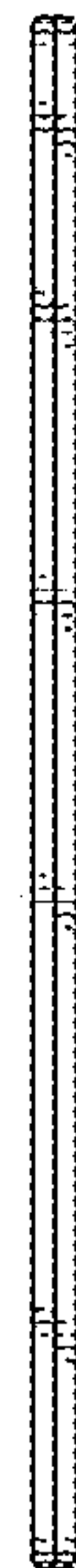


FIG. 13

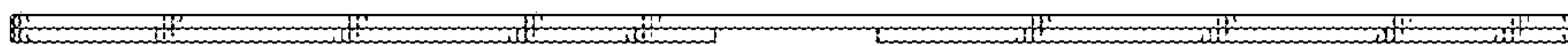


FIG. 14



FIG. 15

