



US00D718522S

(12) **United States Design Patent**
Larsen

(10) **Patent No.:** **US D718,522 S**
(45) **Date of Patent:** **** Dec. 2, 2014**

(54) **CARRIER BAND HAVING POCKETS**

(71) Applicant: **Rebecca Larsen**, Loganlea (AU)

(72) Inventor: **Rebecca Larsen**, Loganlea (AU)

(**) Term: **14 Years**

(21) Appl. No.: **29/470,415**

(22) Filed: **Oct. 21, 2013**

(30) **Foreign Application Priority Data**

Apr. 22, 2013 (AU) 11871/2013

(51) **LOC (10) Cl.** **03-01**

(52) **U.S. Cl.**
USPC **D3/215**

(58) **Field of Classification Search**
USPC D3/215, 221, 224, 226, 230; 224/219,
224/222, 267, 269, 230, 236, 240, 245, 662,
224/665, 684, 901.4, 901.6, 916, 603, 622;
2/170

See application file for complete search history.

(56) **References Cited**

U.S. PATENT DOCUMENTS

3,208,653 A * 9/1965 Wallace 224/222
D259,151 S * 5/1981 Kishbaugh et al. D3/224

4,634,031 A * 1/1987 Frankhouse 224/602
D371,235 S * 7/1996 Robertson D3/215
D471,706 S * 3/2003 Campagna et al. D3/226
D538,036 S * 3/2007 Buck D3/224

* cited by examiner

Primary Examiner — Catheri Oliver-Garcia

(74) *Attorney, Agent, or Firm* — Rodney J. Fuller; Booth Udall Fuller, PLC

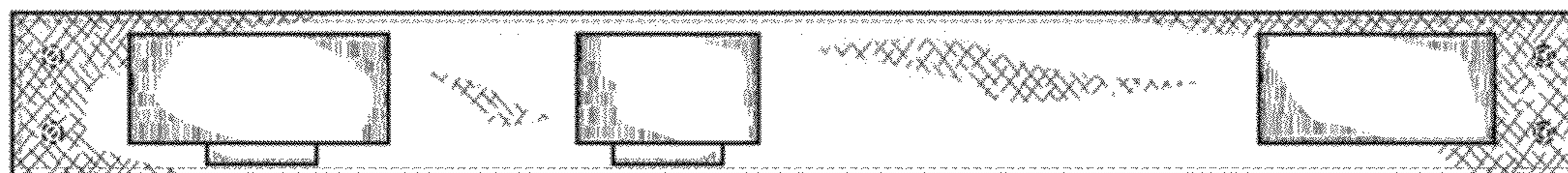
(57) **CLAIM**

The ornamental design for a carrier band having pockets, as shown and described.

DESCRIPTION

FIG. 1 is a front perspective view of a carrier band having pockets;
FIG. 2 is a front view thereof;
FIG. 3 is a rear view thereof;
FIG. 4 is a bottom view thereof;
FIG. 5 is a top view thereof;
FIG. 6 is a left side view thereof; and,
FIG. 7 is a right side view thereof.
The broken lines are included for the purpose of illustrating environmental features and form no part of the claimed design.

1 Claim, 1 Drawing Sheet



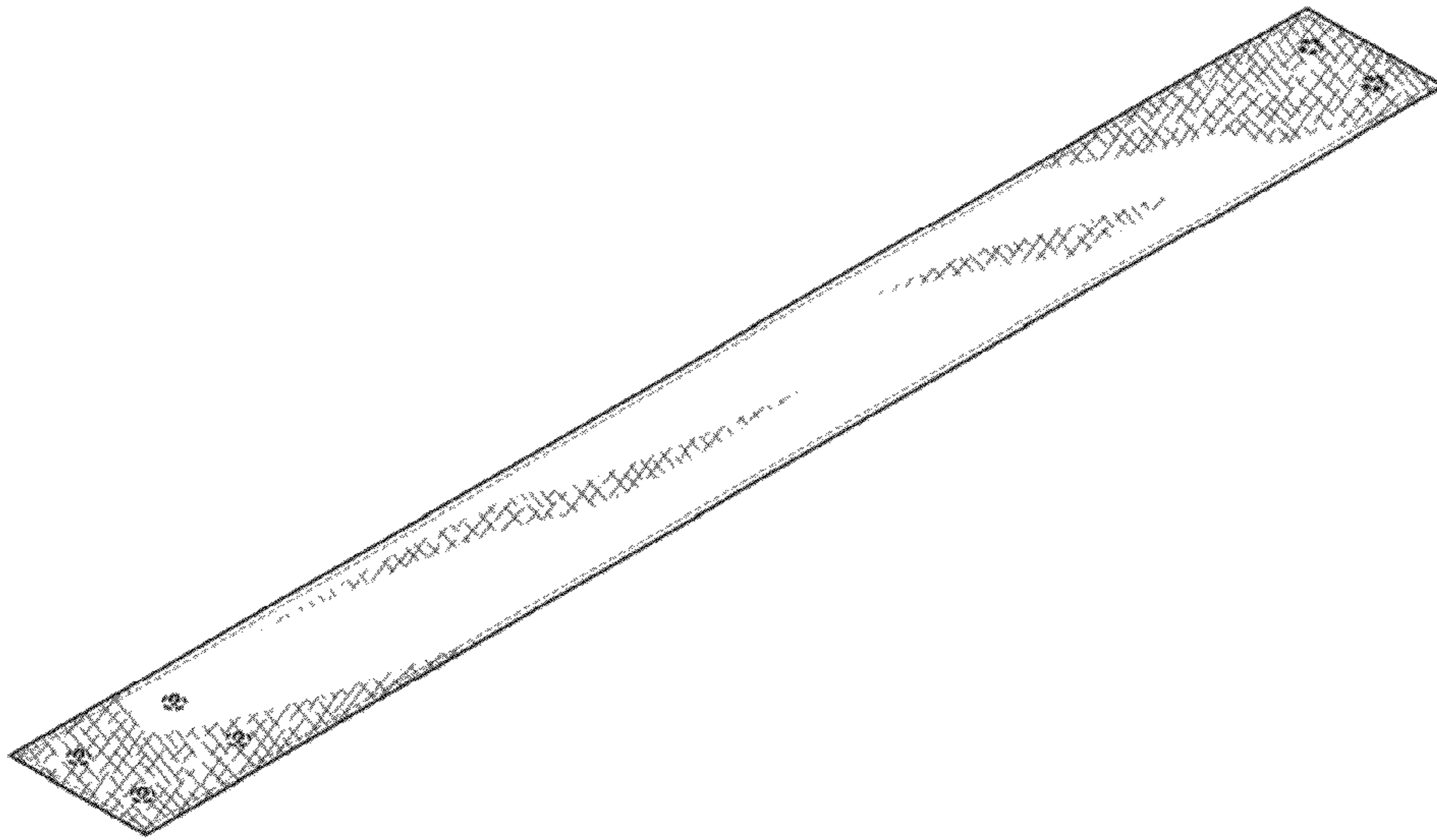


FIG. 1




FIG. 2

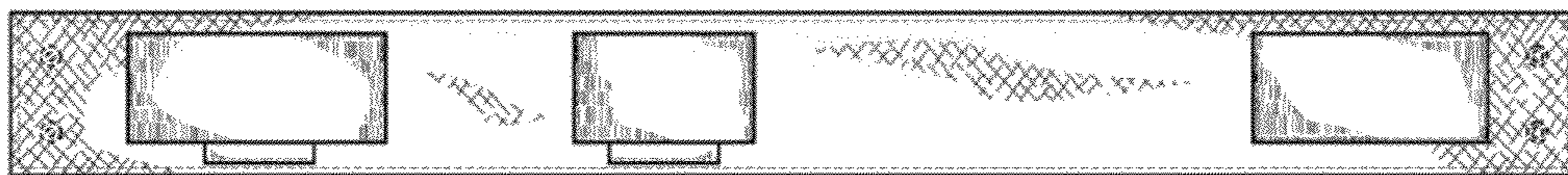


FIG. 3



FIG. 4




FIG. 5



FIG. 6



FIG. 7