



US00D718516S

(12) **United States Design Patent**
Zureikat

(10) **Patent No.:** **US D718,516 S**
(45) **Date of Patent:** **** Dec. 2, 2014**

- (54) **MIDRIFF DEFINING GARMENT**
- (71) Applicant: **Lina Zureikat**, Orlando, FL (US)
- (72) Inventor: **Lina Zureikat**, Orlando, FL (US)
- (**) Term: **14 Years**
- (21) Appl. No.: **29/435,413**
- (22) Filed: **Oct. 24, 2012**
- (51) **LOC (10) Cl.** **02-01**
- (52) **U.S. Cl.**
USPC **D2/702**
- (58) **Field of Classification Search**
CPC A41C 1/06; A41C 3/08; A41C 1/00;
A41C 3/0064; A41D 13/0562; A41D 13/0568;
A41D 13/0587; A61F 5/024; A61F 5/026;
A61F 5/028
USPC D2/700, 701, 702, 703, 704, 705, 706,
D2/707, 708, 709, 710, 714; D24/190;
2/44, 67, 69; 450/1, 2, 34, 86; 620/5,
620/19, 20
See application file for complete search history.

5,864,891	A *	2/1999	Gonzales	2/406
D452,600	S *	1/2002	Kim	D2/702
D453,255	S *	2/2002	Kim	D2/702
D453,256	S *	2/2002	Kim	D2/702
D479,894	S *	9/2003	Alduby	D26/118
D531,386	S *	11/2006	Ledein	D2/706
D598,637	S *	8/2009	Schildkraut	D2/702
D654,247	S *	2/2012	Osbourne	D2/702
D665,470	S *	8/2012	Galbraith	D21/683
D686,941	S *	7/2013	Baldwin	D11/164
8,517,794	B2 *	8/2013	Thompson	450/81
2007/0118062	A1 *	5/2007	Fleck	602/75
2008/0244805	A1 *	10/2008	Griffin	2/74
2013/0211444	A1 *	8/2013	Sklar	606/201

FOREIGN PATENT DOCUMENTS

ES D0022326 A * 8/1993

* cited by examiner

Primary Examiner — Karen E Eldridge Powers
(74) *Attorney, Agent, or Firm* — Jason T. Daniel, Esq.;
Daniel Law Offices, P.A.

(57) **CLAIM**

The ornamental design for a midriff defining garment, as shown.

DESCRIPTION

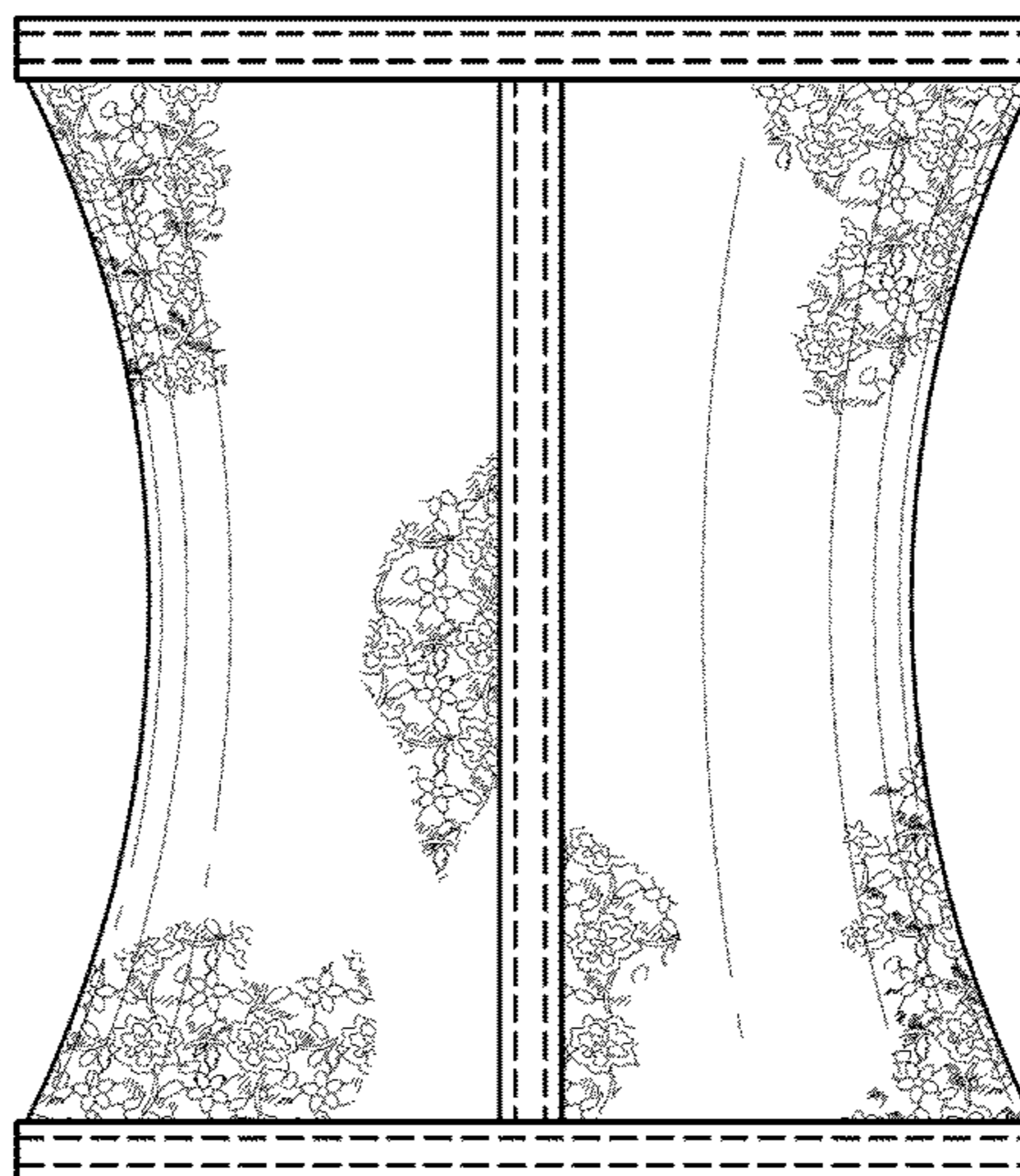
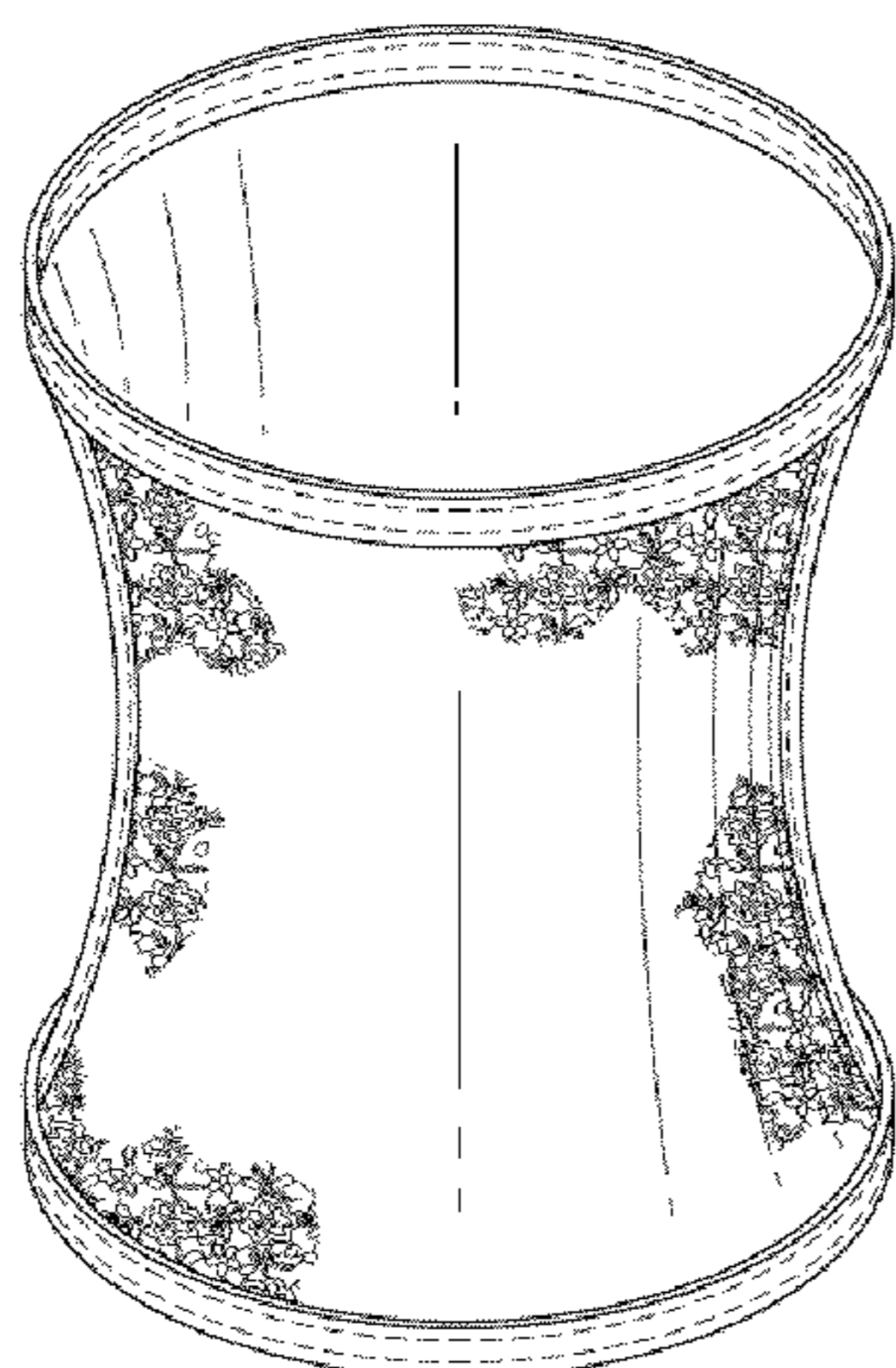
FIG. 1 is a perspective view thereof,
FIG. 2 is a back side view thereof,
FIG. 3 is a front side view thereof,
FIG. 4 is a top side view thereof; and,
FIG. 5 is an enlarged detail view of the back side thereof.
The bottom side is symmetrical to the top side, and the right and left sides are symmetrical to the front and back sides. The broken lines shown on the layered midriff defining garment is stitching and forms part of the claimed design.

1 Claim, 3 Drawing Sheets

(56) **References Cited**

U.S. PATENT DOCUMENTS

D27,193	S *	6/1897	Robert	D24/190
1,156,757	A *	10/1915	Collett	2/113
2,040,657	A *	5/1936	Kops et al.	139/421
2,136,742	A *	11/1938	Herbener	450/116
D165,948	S *	2/1952	Tys	D2/702
2,723,396	A *	11/1955	Stack	450/58
3,302,649	A *	2/1967	Enrico	450/63
4,272,848	A *	6/1981	Hoofnagle	2/113
D293,380	S *	12/1987	Wells	D26/23
4,833,730	A *	5/1989	Nelson	2/44
4,957,103	A *	9/1990	Young et al.	602/19
D380,588	S *	7/1997	Chen	D2/702






FIG. 2

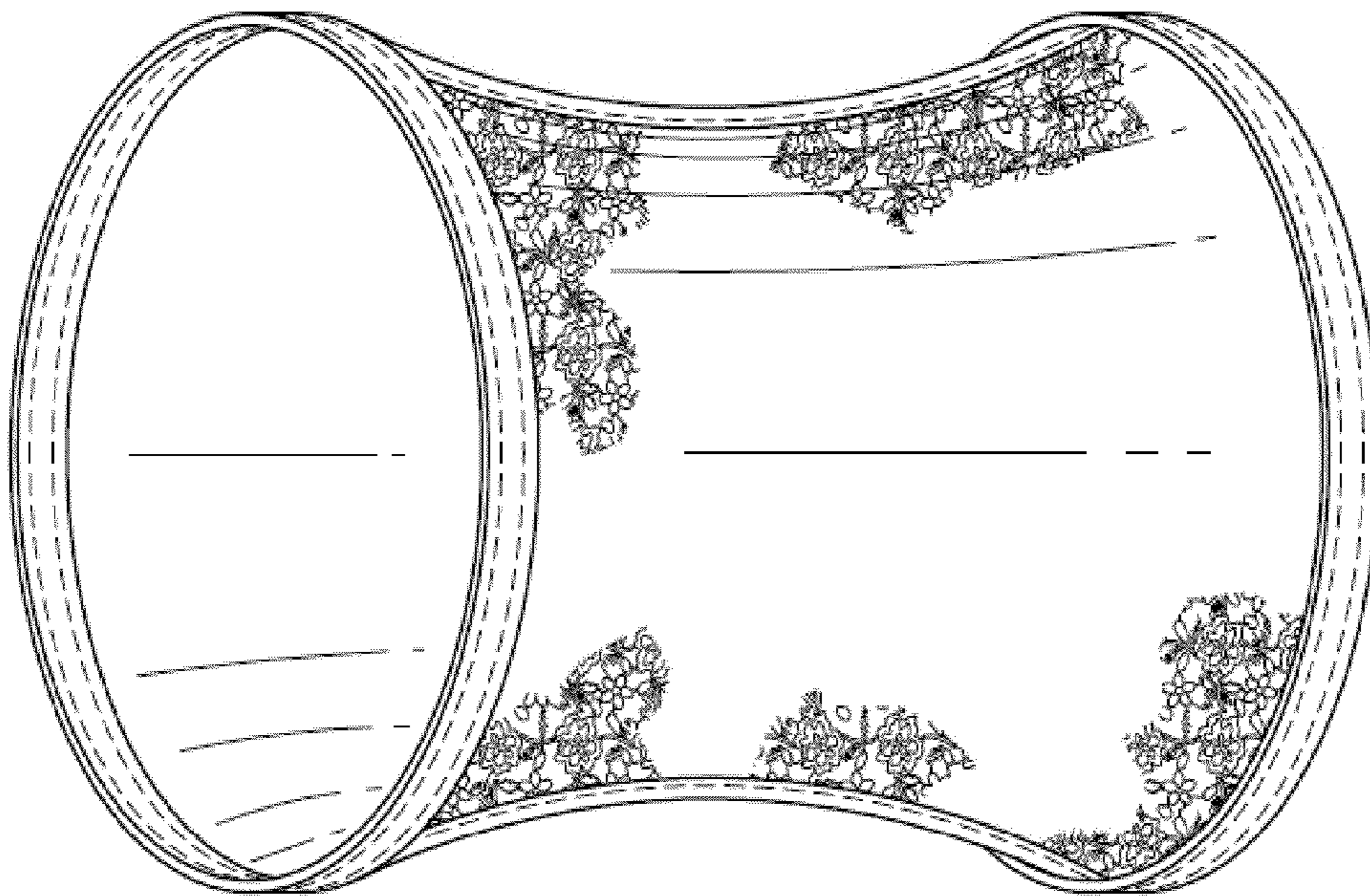


FIG. 1

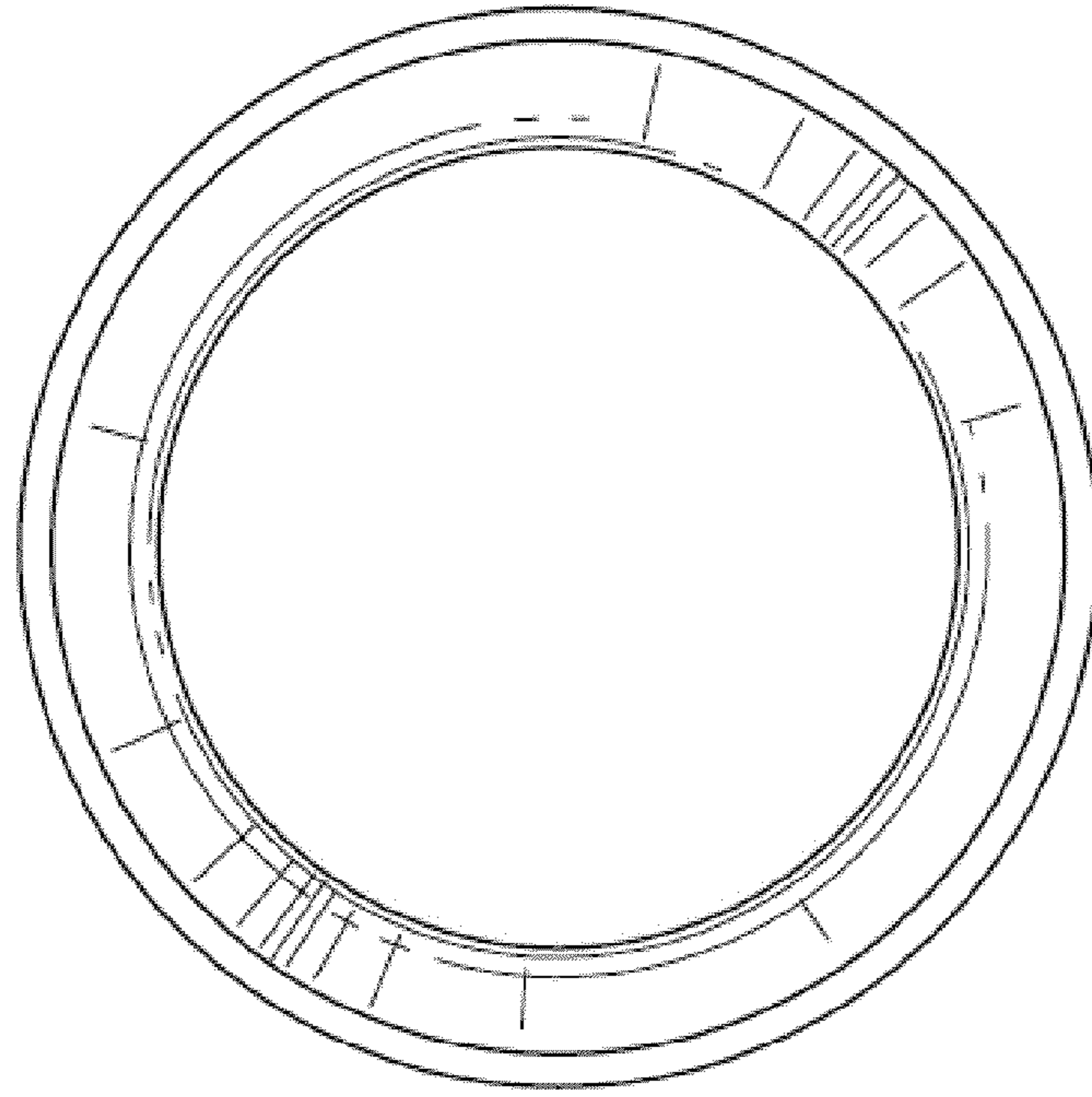


FIG. 4

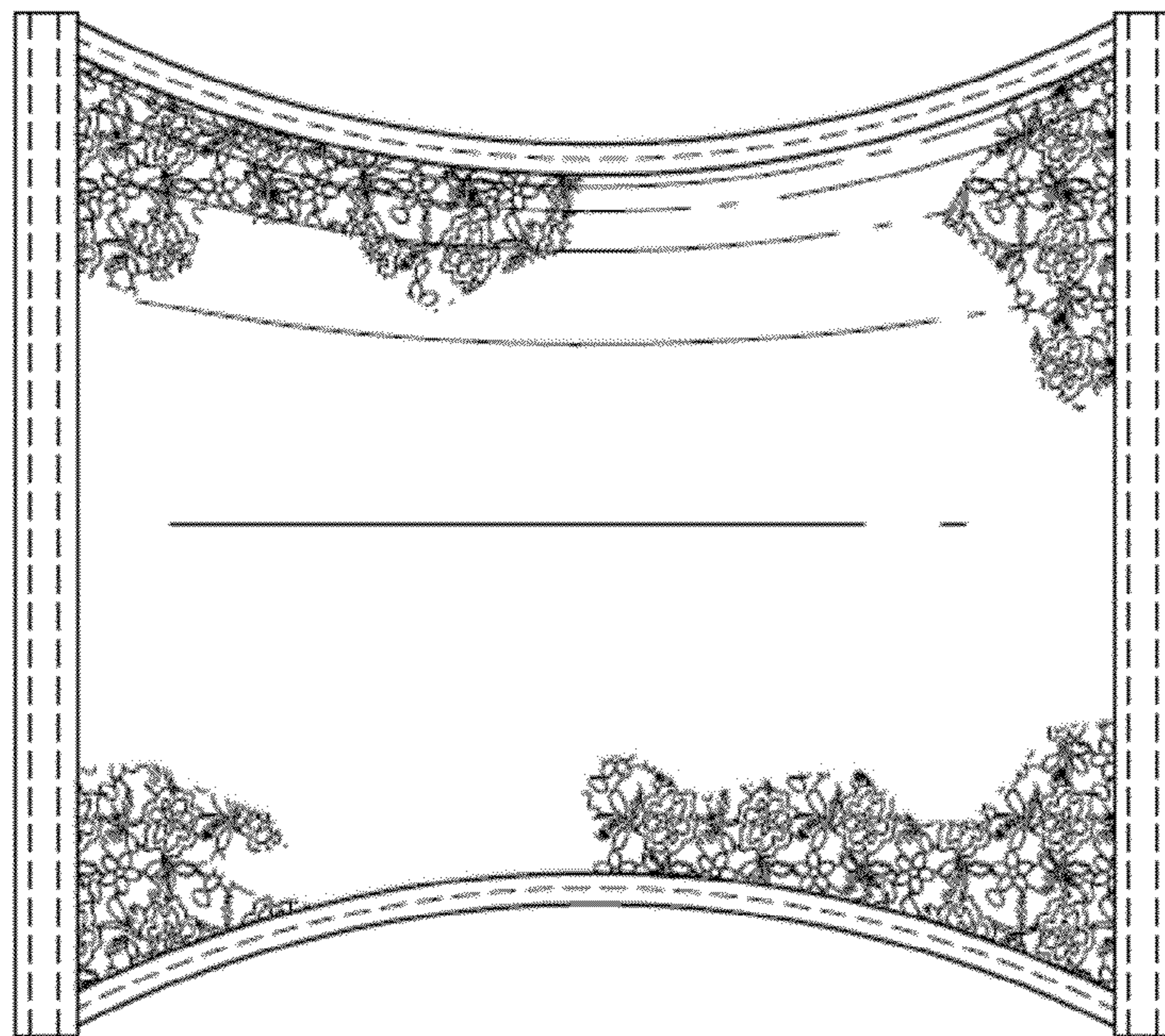


FIG. 3

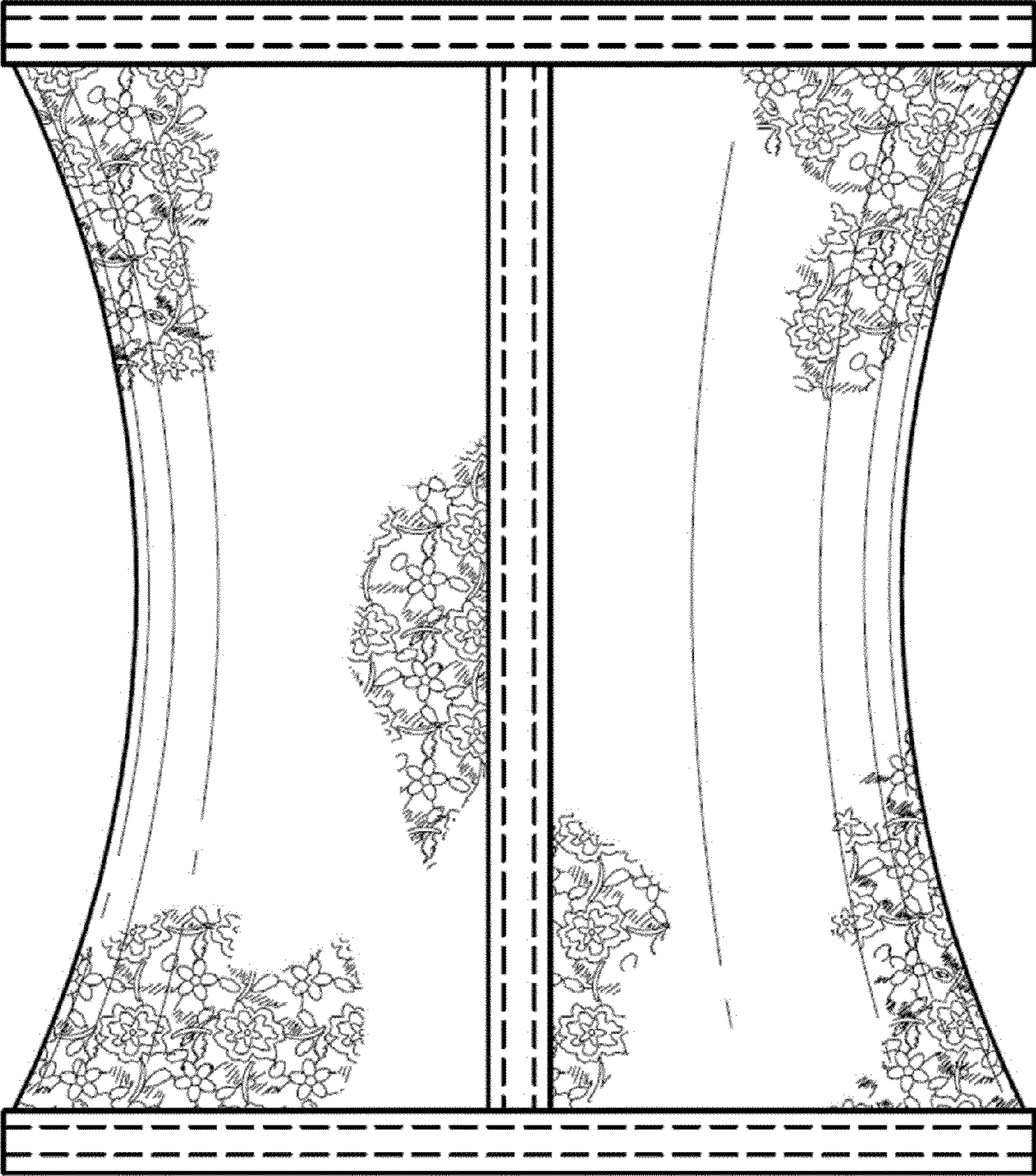


FIG. 5