



US00D718501S

(12) **United States Design Patent**  
**Byrne**

(10) **Patent No.:** **US D718,501 S**

(45) **Date of Patent:** **\*\* Nov. 25, 2014**

(54) **PET CHEW TOY**

(71) Applicant: **Charles A. Byrne**, Mammoth Lakes, CA (US)

(72) Inventor: **Charles A. Byrne**, Mammoth Lakes, CA (US)

(\*\*) Term: **14 Years**

(21) Appl. No.: **29/466,479**

(22) Filed: **Sep. 9, 2013**

(51) **LOC (10) Cl.** ..... **30-99**

(52) **U.S. Cl.**  
USPC ..... **D30/160**

(58) **Field of Classification Search**  
USPC ..... D30/160; D21/405-406, 824-825;  
119/702, 706-711; 273/317; 446/46,  
446/48, 168, 170  
See application file for complete search history.

(56) **References Cited**

**U.S. PATENT DOCUMENTS**

4,722,299 A 2/1988 Mohr  
D335,553 S \* 5/1993 Conner ..... D30/160

D386,446 S 11/1997 Favish  
D481,988 S 11/2003 Wachendorf  
6,672,253 B1 1/2004 Viola  
D496,474 S 9/2004 Murdick  
D511,228 S 11/2005 Byrne  
D523,189 S 6/2006 Wisdom  
7,112,178 B1 \* 9/2006 Roozenburg ..... 601/121  
D544,726 S 6/2007 Cauley et al.  
D616,616 S 5/2010 Byrne

\* cited by examiner

*Primary Examiner* — Cathy A MacCormac

(74) *Attorney, Agent, or Firm* — Kelly & Kelley, LLP

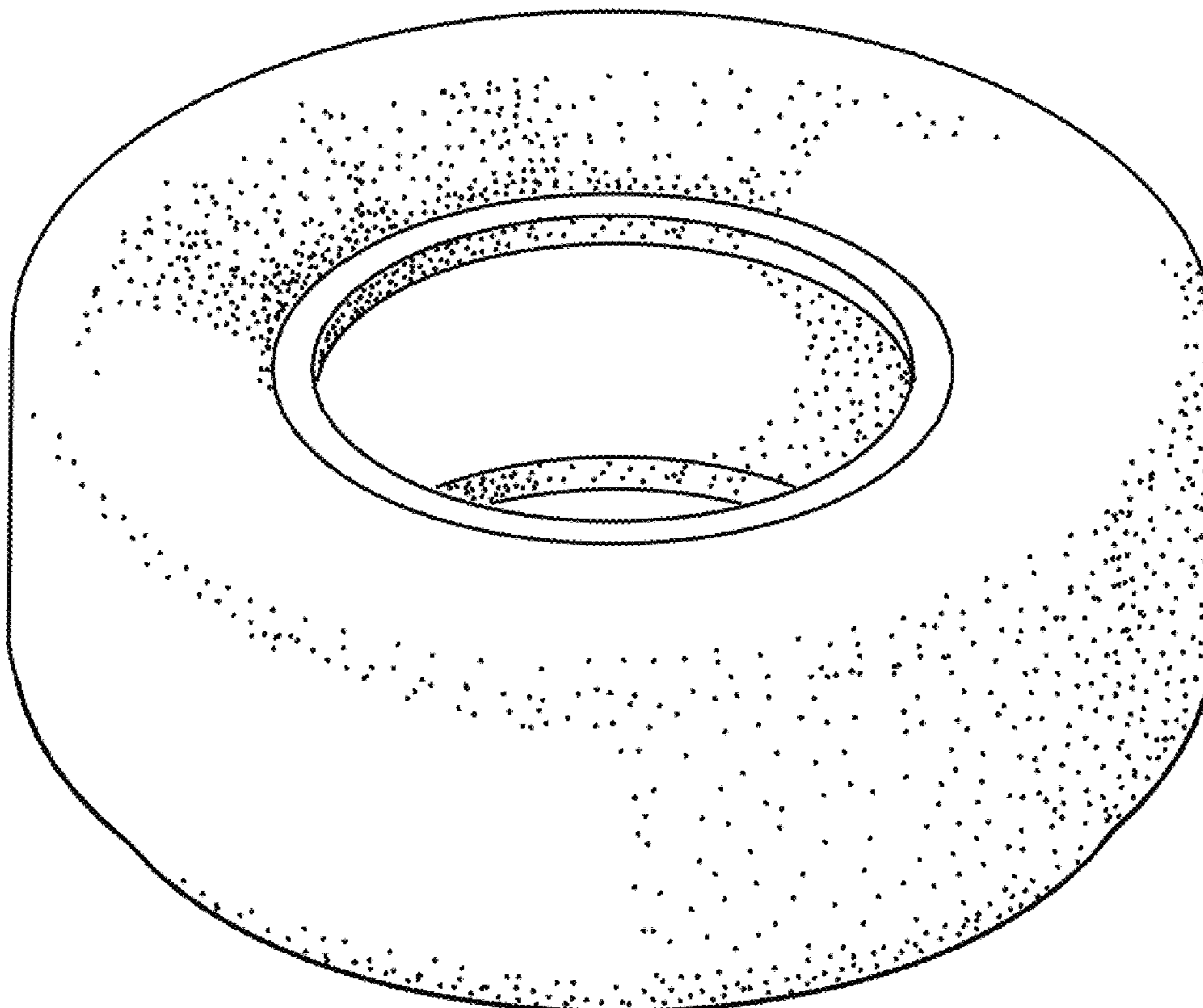
(57) **CLAIM**

The ornamental design for a pet chew toy, as shown and described.

**DESCRIPTION**

FIG. 1 is a top and side perspective view of a pet chew toy embodying my new design;  
FIG. 2 is a top plan view thereof;  
FIG. 3 is a side elevational view thereof; and,  
FIG. 4 is a cross-sectional view taken along the line 4-4 from FIG. 2.

**1 Claim, 1 Drawing Sheet**



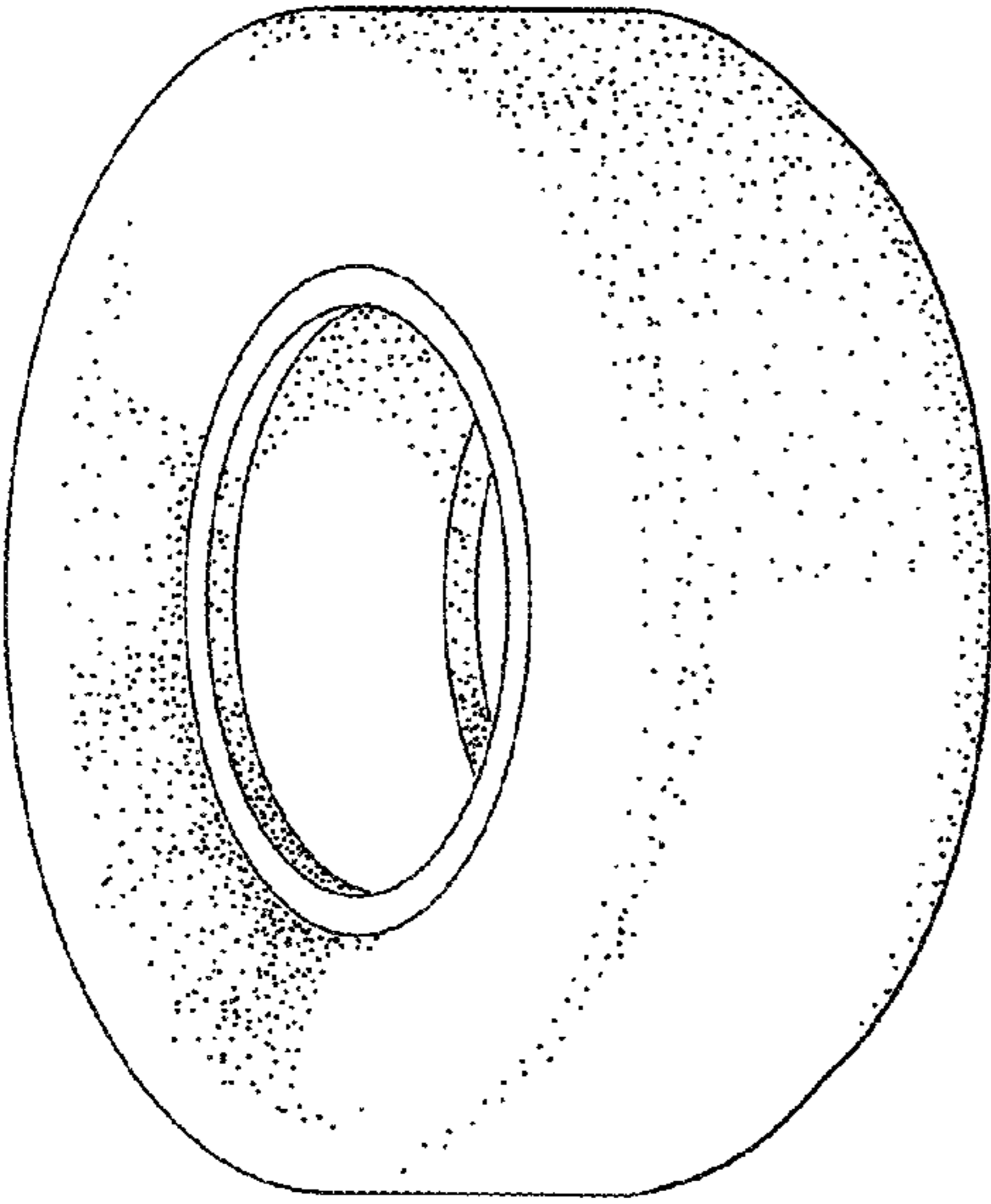


FIG. 1

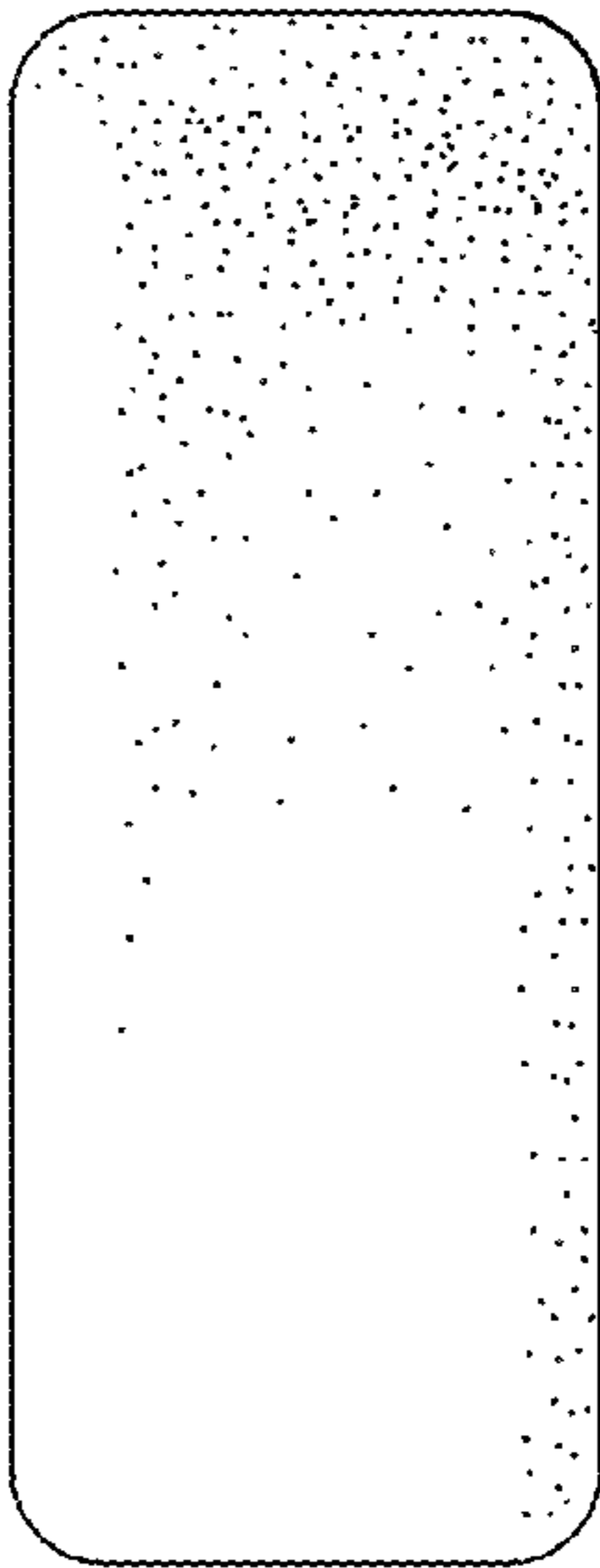


FIG. 3

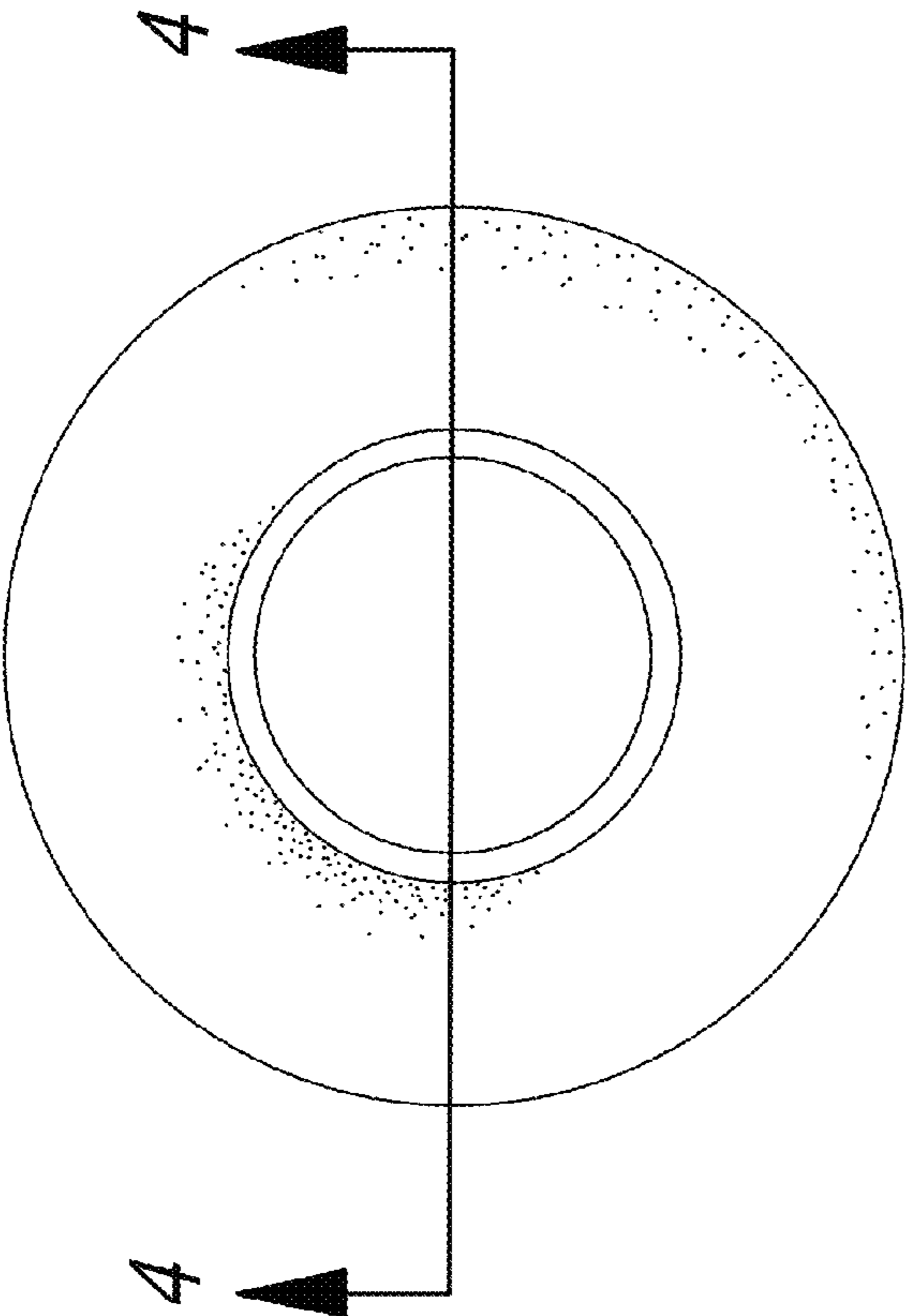


FIG. 2




FIG. 4