

US00D718483S

(12) **United States Design Patent**
Meredith et al.

(10) **Patent No.:** **US D718,483 S**
(45) **Date of Patent:** **** Nov. 25, 2014**

(54) **STREET LIGHT**

(71) Applicant: **Landscape Forms, Inc.**, Kalamazoo, MI (US)

(72) Inventors: **Tony Meredith**, San Francisco, CA (US); **Cormac Eubanks**, San Francisco, CA (US); **David L. MacKellar**, Middleville, MI (US); **Brian P. Revoir**, Vicksburg, MI (US)

(73) Assignee: **Landscape Forms, Inc.**, Kalamazoo, MI (US)

(**) Term: **14 Years**

(21) Appl. No.: **29/482,644**

(22) Filed: **Feb. 20, 2014**

(51) **LOC (10) Cl.** **26-05**

(52) **U.S. Cl.**
USPC **D26/71**

(58) **Field of Classification Search**
USPC D26/67-71, 92; 362/249.01-249.06, 362/294, 373, 431
See application file for complete search history.

(56) **References Cited**

U.S. PATENT DOCUMENTS

D201,909 S *	8/1965	Harlington	D26/71
D203,217 S *	12/1965	Greenhaw	D26/71
D570,521 S *	6/2008	Belleau	D26/85
D599,940 S *	9/2009	Zheng	D26/71
D605,328 S *	12/2009	Wang et al.	D26/71

D622,889 S *	8/2010	Zheng	D26/71
D634,874 S *	3/2011	Yamada et al.	D26/71
D636,107 S *	4/2011	Compton	D26/71
D636,518 S *	4/2011	Nevins	D26/71
D647,237 S *	10/2011	Su	D26/71
D647,238 S *	10/2011	Su	D26/71
D660,493 S *	5/2012	Janssen et al.	D26/71
D660,495 S *	5/2012	Walker et al.	D26/71
D678,581 S *	3/2013	Du et al.	D26/71
D681,251 S *	4/2013	Romeu et al.	D26/71
2004/0196653 A1 *	10/2004	Clark et al.	362/183
2009/0310381 A1 *	12/2009	Chang et al.	362/555

* cited by examiner

Primary Examiner — Clare E Heflin

(74) *Attorney, Agent, or Firm* — Heslin Rothenberg Farley & Mesiti P.C.

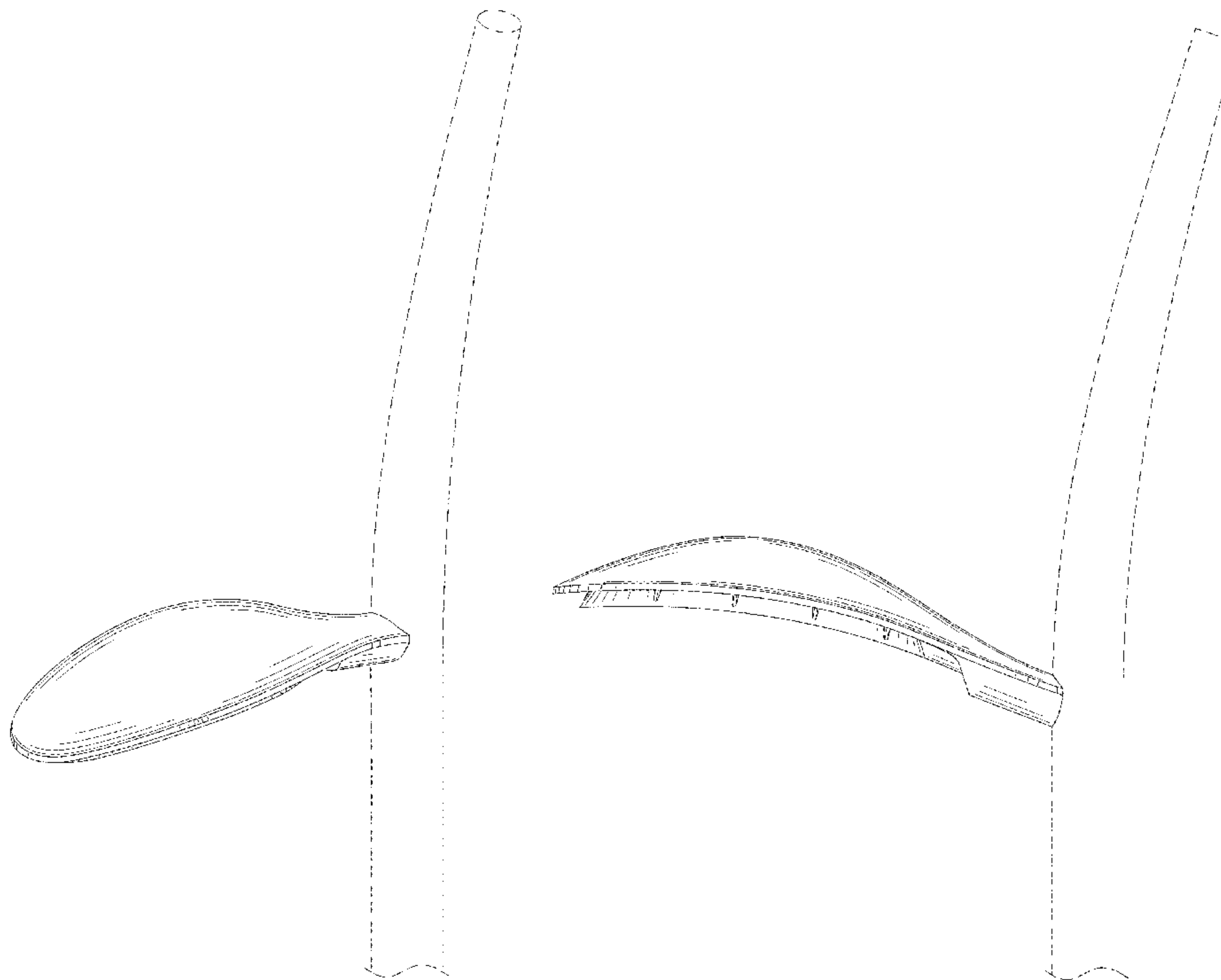
(57) **CLAIM**

The ornamental design for a street light, as shown and described.

DESCRIPTION

FIG. 1 is a perspective view of the street light of the present invention;
FIG. 2 is a right side elevation view thereof, the left side elevation view being a mirror image thereof;
FIG. 3 is a front elevation view thereof;
FIG. 4 is a top plan view thereof; and,
FIG. 5 is a bottom plan view thereof.
The broken lines shown on the drawings depict portions of the street light that form no part of the claimed design.

1 Claim, 5 Drawing Sheets



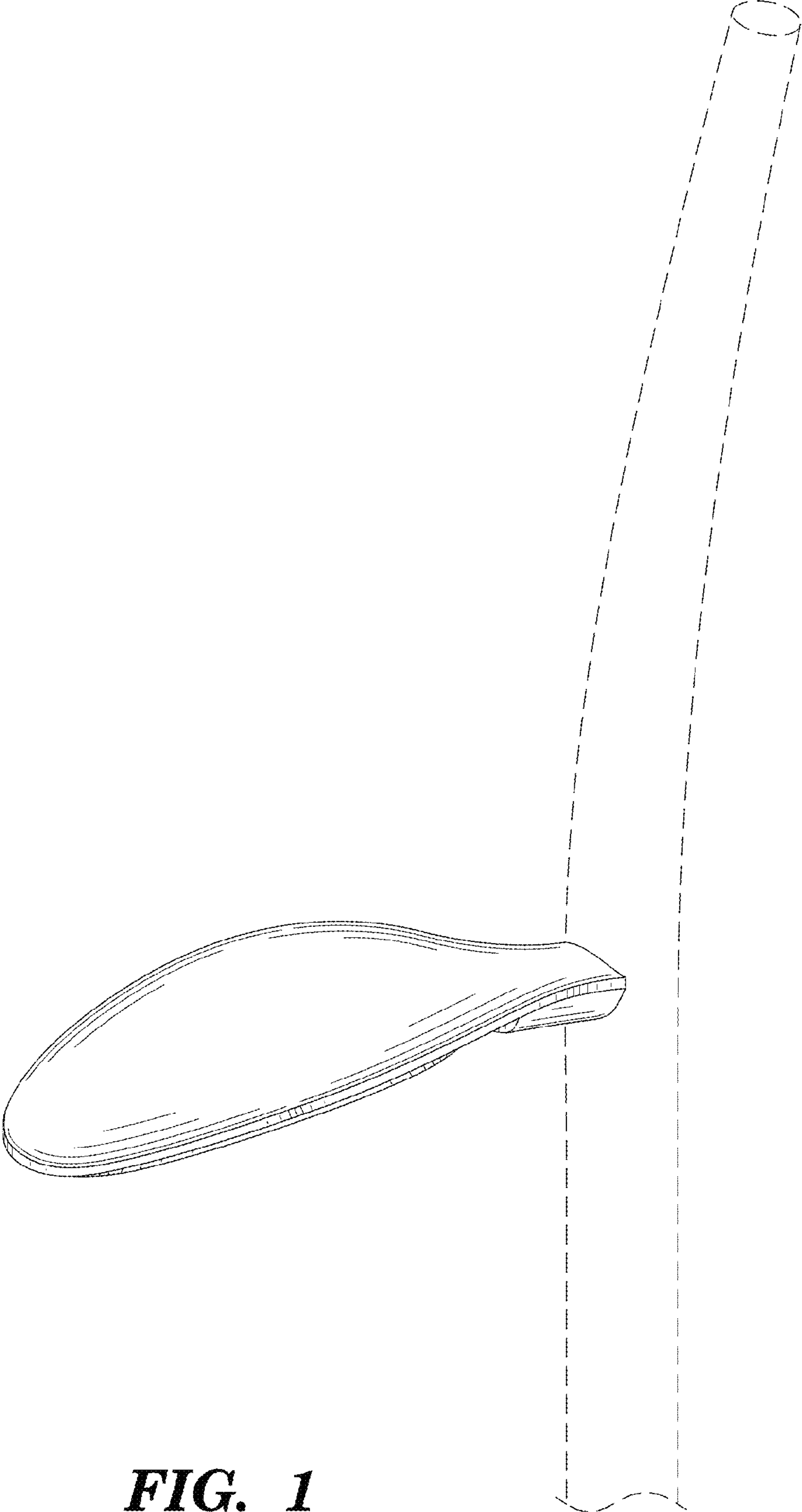


FIG. 1

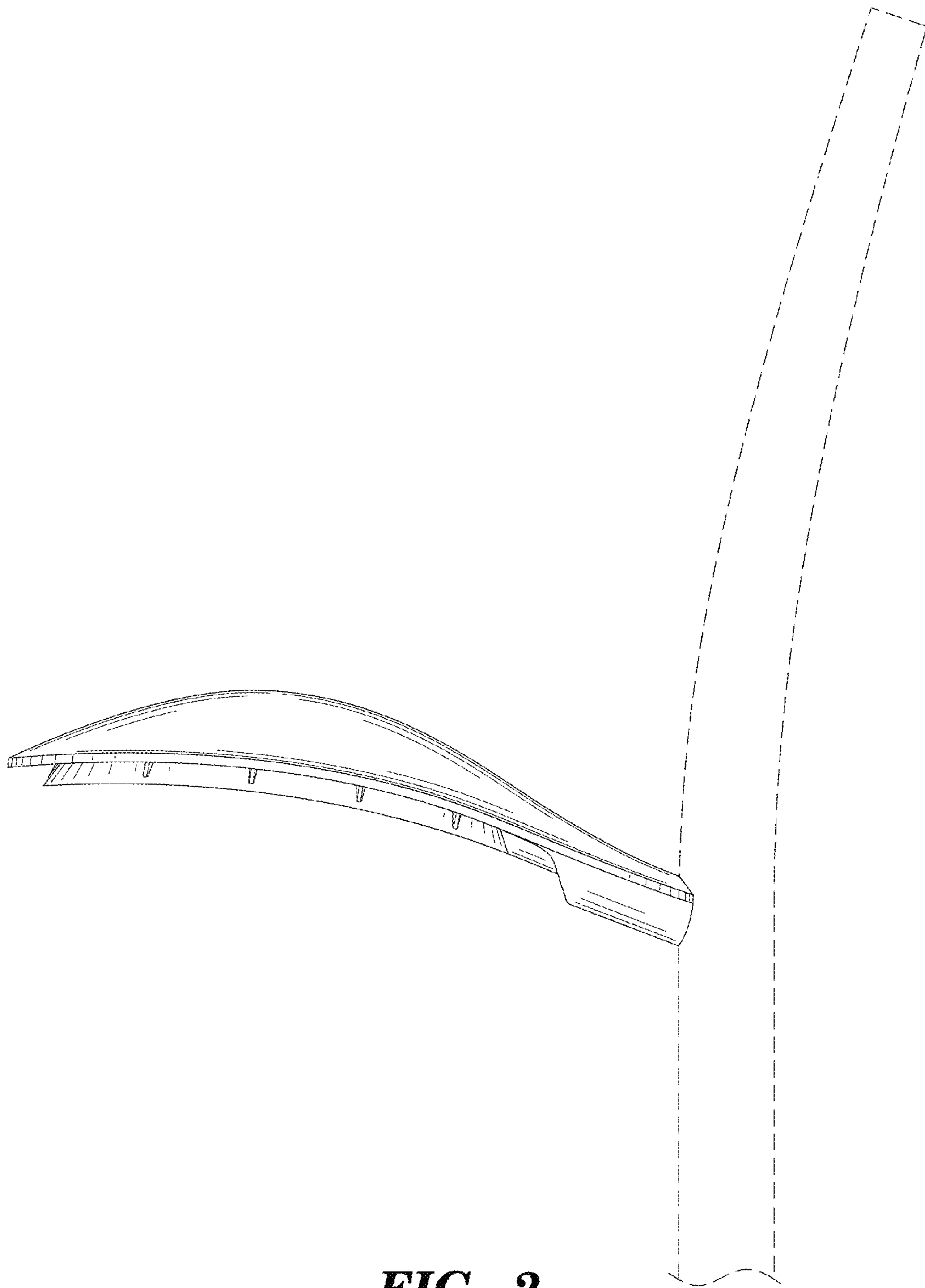


FIG. 2

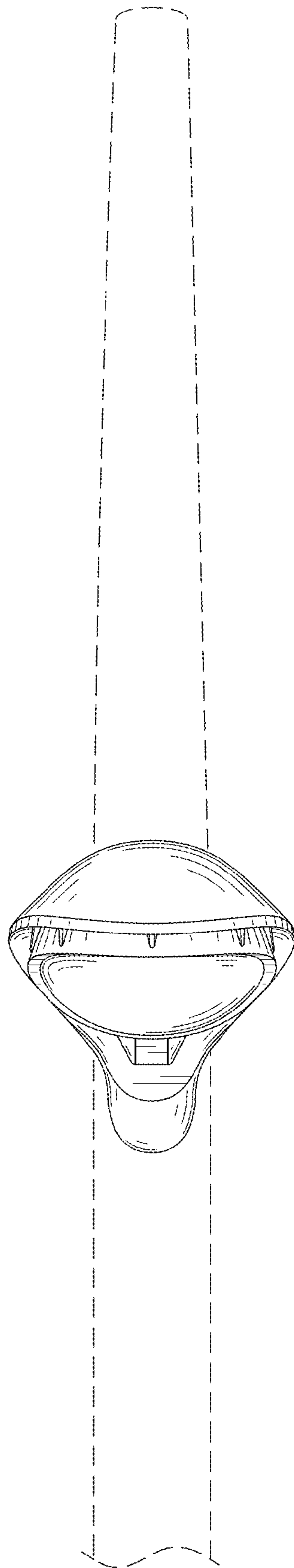


FIG. 3

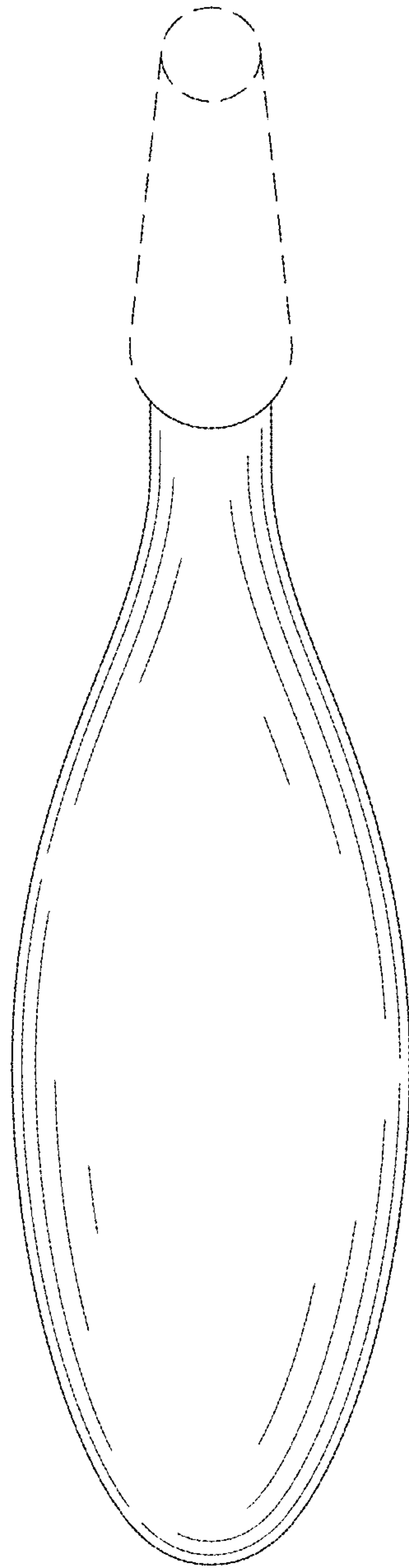


FIG. 4

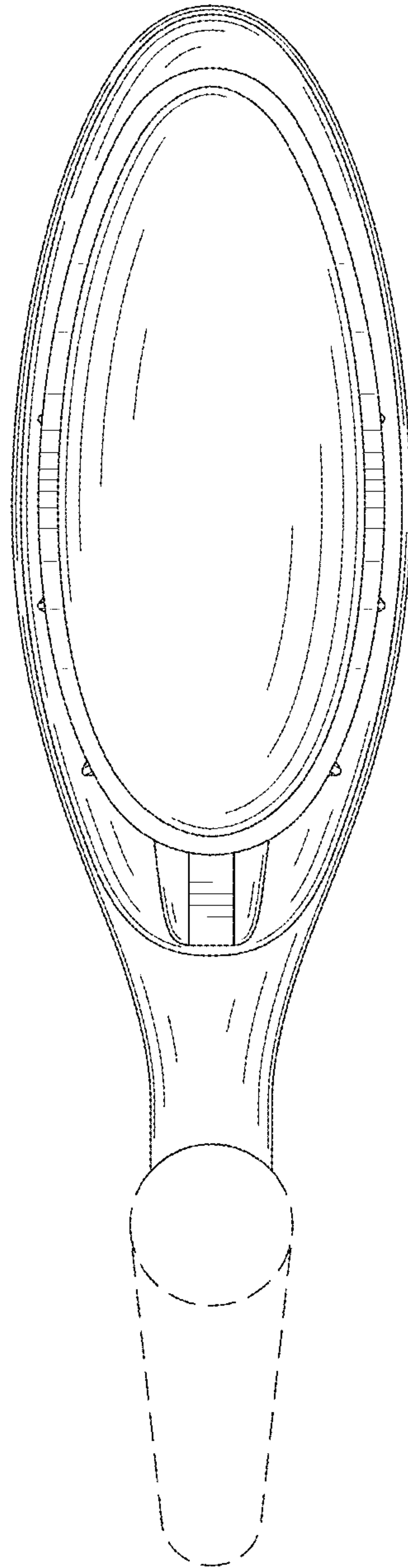


FIG. 5