



US00D718475S

(12) **United States Design Patent**
Narbonne

(10) **Patent No.:** **US D718,475 S**

(45) **Date of Patent:** **** Nov. 25, 2014**

(54) **MODULAR WALL PANEL WITH
FLUORESCENT ACRYLIC STRIPS**

(71) Applicant: **Philippe Jacques Guy Narbonne,**
Samutprakarn (TH)

(72) Inventor: **Philippe Jacques Guy Narbonne,**
Samutprakarn (TH)

(**) Term: **14 Years**

(21) Appl. No.: **29/451,878**

(22) Filed: **Apr. 10, 2013**

(51) **LOC (10) Cl.** **25-01**

(52) **U.S. Cl.**
USPC **D25/151; D25/138**

(58) **Field of Classification Search**
USPC 52/506.01, 506.06, 608, 612, 596, 314,
52/311.1, 311.2, 414, 592.5; D25/138,
D25/151, 163

See application file for complete search history.

(56) **References Cited**

U.S. PATENT DOCUMENTS

D341,218	S	*	11/1993	Easy	D25/151
D397,455	S	*	8/1998	Ormiston	D25/138
5,887,399	A	*	3/1999	Shaw et al.	52/311.1
D578,669	S	*	10/2008	Kaump	D25/163
D656,249	S	*	3/2012	Elmaagacli	D25/151
2003/0121225	A1	*	7/2003	Hunsaker	52/314
2009/0126301	A1	*	5/2009	Brown et al.	52/314
2009/0235600	A1	*	9/2009	Logan et al.	52/314

* cited by examiner

Primary Examiner — Doris Clark


(57) **CLAIM**

I claim the ornamental design for an interlocking modular wall panel with fluorescent acrylic strips, as shown and described.

DESCRIPTION

FIG. 1 is a front view.
FIG. 2 is a rear view.
FIG. 3 is a top view.
FIG. 4 is a bottom view.
FIG. 5 is a left side view; and,
FIG. 6 is a right side view.

1 Claim, 6 Drawing Sheets






Figure 1




Figure 2




Figure 3




Figure 4




Figure 5




Figure 6