



US00D718440S

(12) **United States Design Patent**
Besse et al.

(10) **Patent No.:** **US D718,440 S**

(45) **Date of Patent:** **** Nov. 25, 2014**

(54) **ANGLED MEDICAL SCREWDRIVER**

(71) Applicant: **KARL STORZ GmbH & Co. KG,**
Tuttlingen (DE)

(72) Inventors: **Regis Besse,** Guyancourt (FR); **Martin Oberlaender,** Engen (DE); **Michael Sauer,** Tuttlingen (DE)

(73) Assignee: **KARL STORZ GmbH & Co. KG,**
Tuttlingen (DE)

(**) Term: **14 Years**

(21) Appl. No.: **29/454,123**

(22) Filed: **May 7, 2013**

(30) **Foreign Application Priority Data**

Nov. 7, 2012 (EM) 002132084-0002

(51) **LOC (10) Cl.** **24-02**

(52) **U.S. Cl.**
USPC **D24/133**

(58) **Field of Classification Search**
CPC A61B 17/7082; A61B 17/8875
USPC D24/133; D8/82-87
See application file for complete search history.

(56) **References Cited**

U.S. PATENT DOCUMENTS

5,257,996 A * 11/1993 McGuire 606/104
5,464,407 A * 11/1995 McGuire 606/86 R
5,662,474 A * 9/1997 Jorneus et al. 433/172

5,904,689 A * 5/1999 Jonjic 606/99
5,971,985 A * 10/1999 Carchidi et al. 606/312
D437,937 S * 2/2001 Bottjer D24/144
6,267,767 B1 * 7/2001 Strobel et al. 606/104
D567,374 S * 4/2008 Reznik D24/144
D594,119 S * 6/2009 Berberich et al. D24/133
D643,531 S * 8/2011 van der Weiden D24/133
D656,610 S * 3/2012 Kleiner D24/133
D700,322 S * 2/2014 Kleiner D24/133

* cited by examiner

Primary Examiner — Bridget L Eland

(74) *Attorney, Agent, or Firm* — Muncy, Geissler, Olds & Lowe, P.C.


(57) **CLAIM**

The ornamental design for an angled medical screwdriver, as shown and described.

DESCRIPTION

FIG. 1 is a left side elevational view of an angled medical screwdriver according to the present invention.
FIG. 2 is a right side elevational view of the angled medical screwdriver of FIG. 1.
FIG. 3 is a front perspective view of the angled medical screwdriver of FIG. 1.
FIG. 4 is a rear perspective view of the angled medical screwdriver of FIG. 1.
FIG. 5 is a top plan view of the angled medical screwdriver of FIG. 1; and,
FIG. 6 is a bottom plan view of the angled medical screwdriver of FIG. 1.

1 Claim, 6 Drawing Sheets



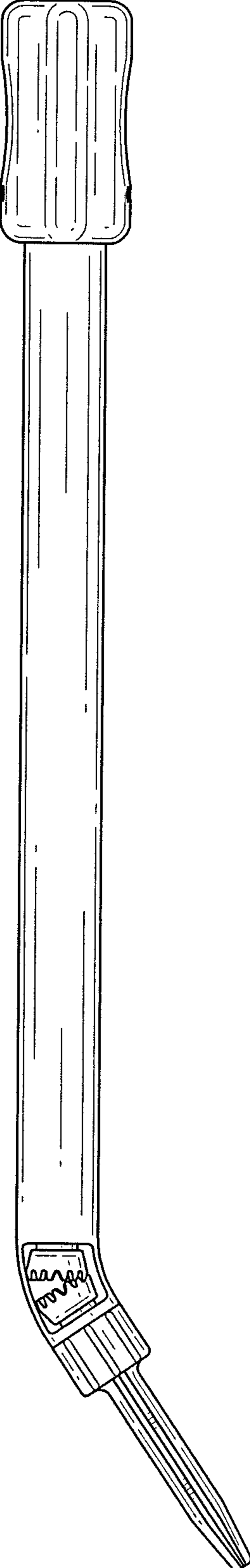


FIG.1

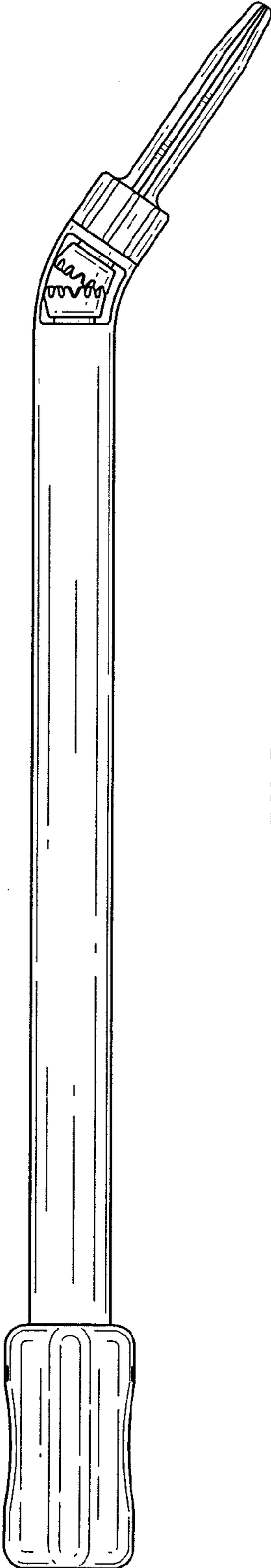


FIG.2

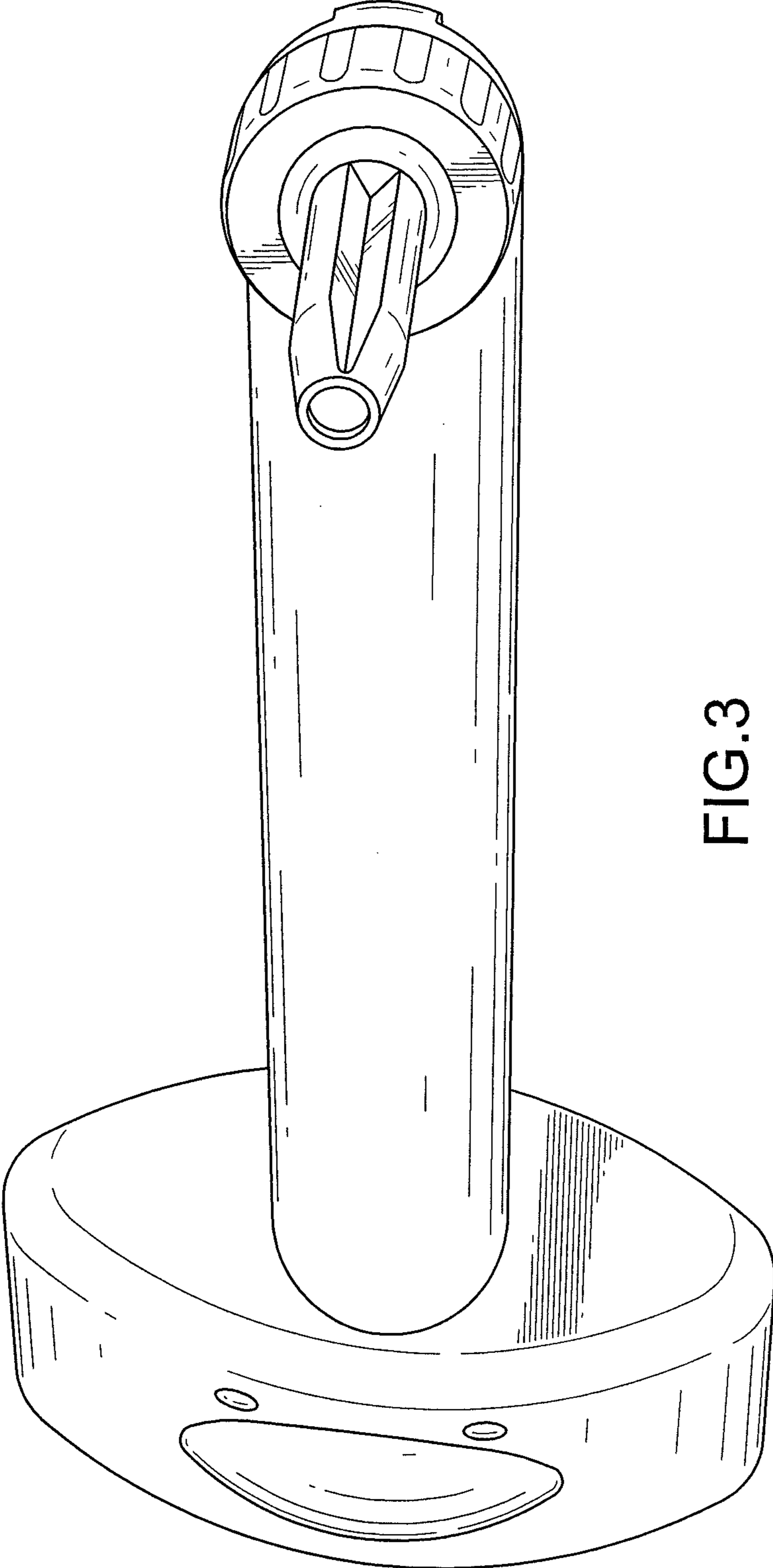


FIG.3

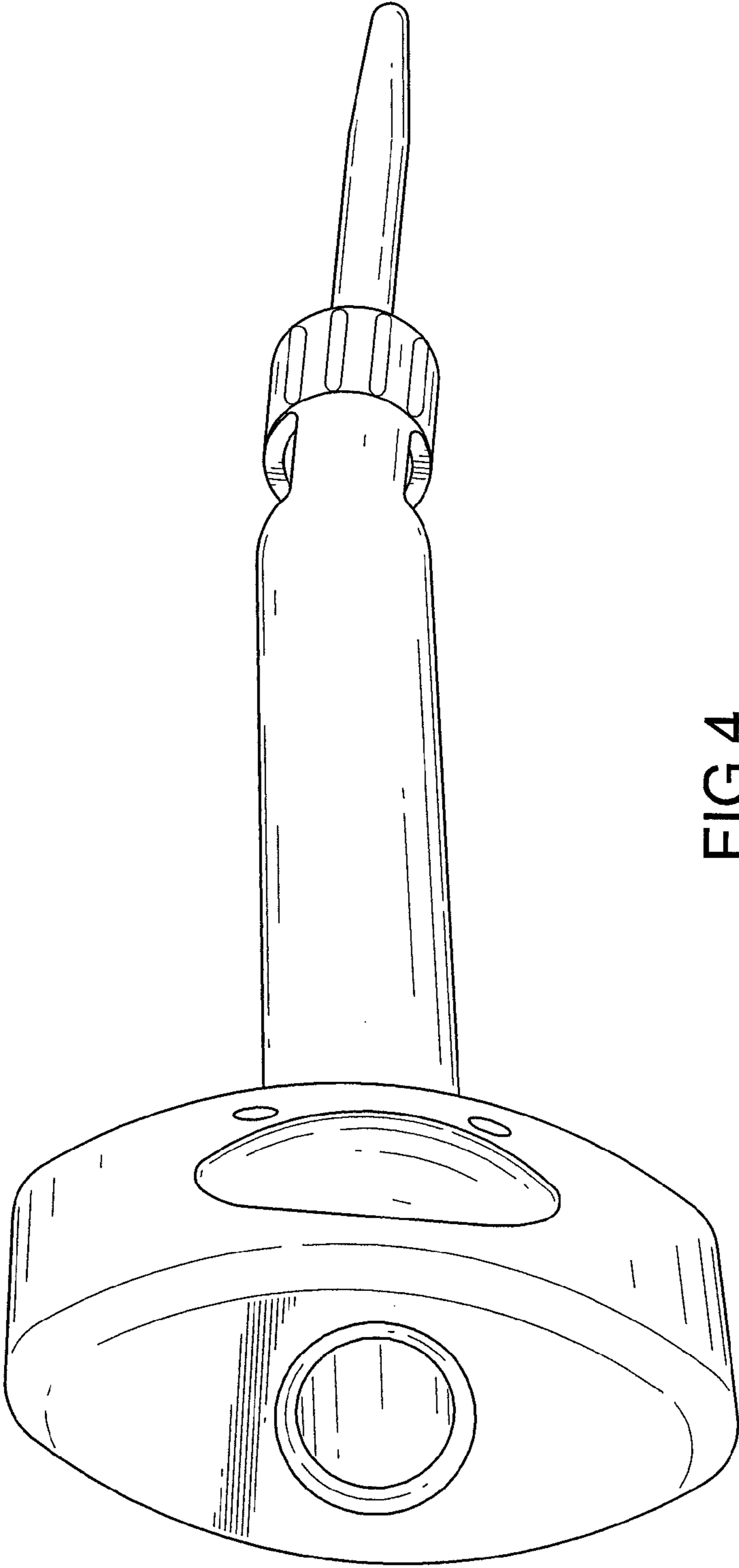


FIG.4

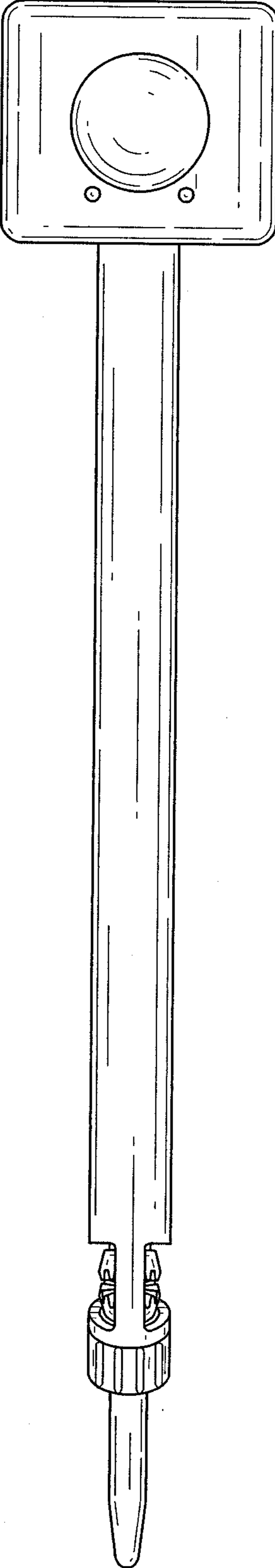


FIG. 5

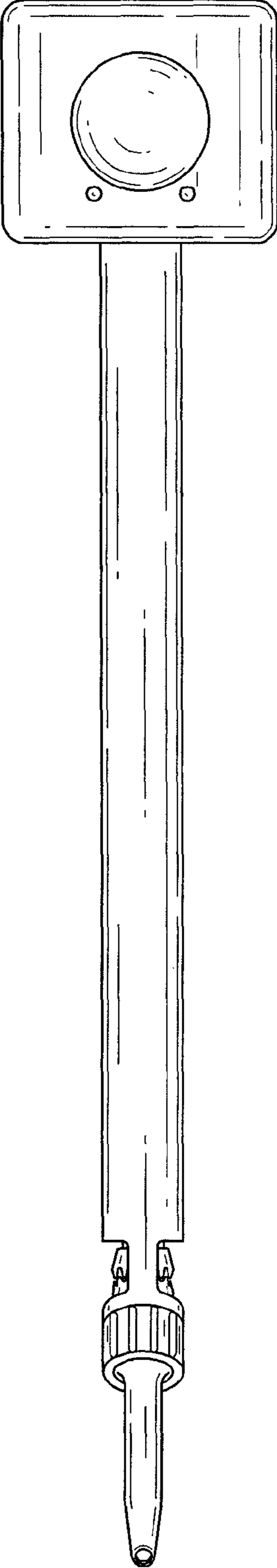


FIG.6