



US00D718429S

(12) **United States Design Patent**  
**Andersson**

(10) **Patent No.:** **US D718,429 S**

(45) **Date of Patent:** **\*\* Nov. 25, 2014**

(54) **POPPET**

(75) Inventor: **Allan Bo Andersson**, Cambridge, NY  
(US)

(73) Assignee: **Flomatic Corporation**, Glens Falls, NY  
(US)

(\*\*) Term: **14 Years**

(21) Appl. No.: **29/431,661**

(22) Filed: **Sep. 10, 2012**

(51) **LOC (10) Cl.** ..... **23-01**

(52) **U.S. Cl.**  
USPC ..... **D23/260**

(58) **Field of Classification Search**  
USPC ..... D23/259, 260, 261, 262, 263, 264, 265,  
D23/267, 268, 269; 138/82.2, 89.3, 90, 96 R,  
138/96 T; 431/291, 289; 220/303  
See application file for complete search history.

(56) **References Cited**

U.S. PATENT DOCUMENTS

D54,309 S *	12/1919	Durst	.....	D23/262
1,803,373 A *	5/1931	Wahl	.....	138/89.3
2,850,012 A *	9/1958	Becker	.....	128/864
D264,249 S *	5/1982	Leight	.....	D24/106
D265,129 S *	6/1982	Leight	.....	D24/106
5,080,110 A *	1/1992	Weldon et al.	.....	128/864

5,791,503 A *	8/1998	Lyons	.....	215/11.5
D497,413 S *	10/2004	Nelson et al.	.....	D23/259
D504,723 S *	5/2005	Randolph et al.	.....	D24/196
D504,725 S *	5/2005	Randolph et al.	.....	D24/196
D548,850 S *	8/2007	Gladieux, III	.....	D24/214
D555,795 S *	11/2007	Mallet	.....	D24/197
D607,116 S *	12/2009	Morganstern	.....	D24/214
D617,669 S *	6/2010	Webb	.....	D10/118
D639,969 S *	6/2011	Pukall et al.	.....	D24/196
8,345,906 B1 *	1/2013	Kataw	.....	381/328
2012/0270164 A1 *	10/2012	Dickmann et al.	.....	431/291

\* cited by examiner

*Primary Examiner* — Eric Goodman

*Assistant Examiner* — Steven Czyz

(74) *Attorney, Agent, or Firm* — Heslin Rothenberg Farley  
& Mesiti P.C.

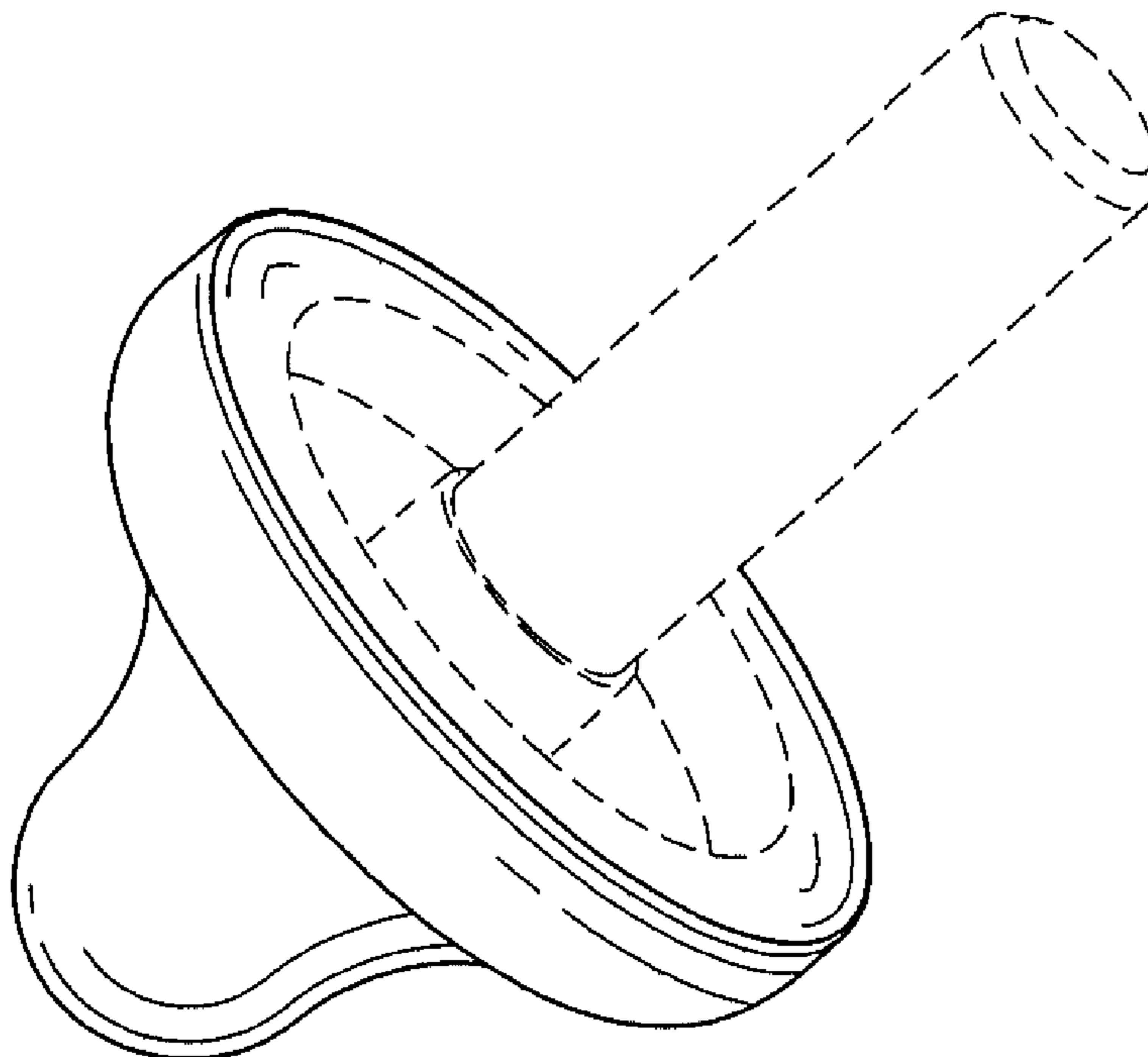
(57) **CLAIM**

The ornamental design for a poppet, as shown and described.

**DESCRIPTION**

FIG. 1 is a perspective view of a poppet in accordance with the new design;  
FIG. 2 is side elevational view thereof;  
FIG. 3 is a bottom elevational view thereof; and,  
FIG. 4 is a top elevational view thereof.  
The broken line showing is included for the purpose of illustrating portions of the article and forms no part of the claimed design.

**1 Claim, 1 Drawing Sheet**



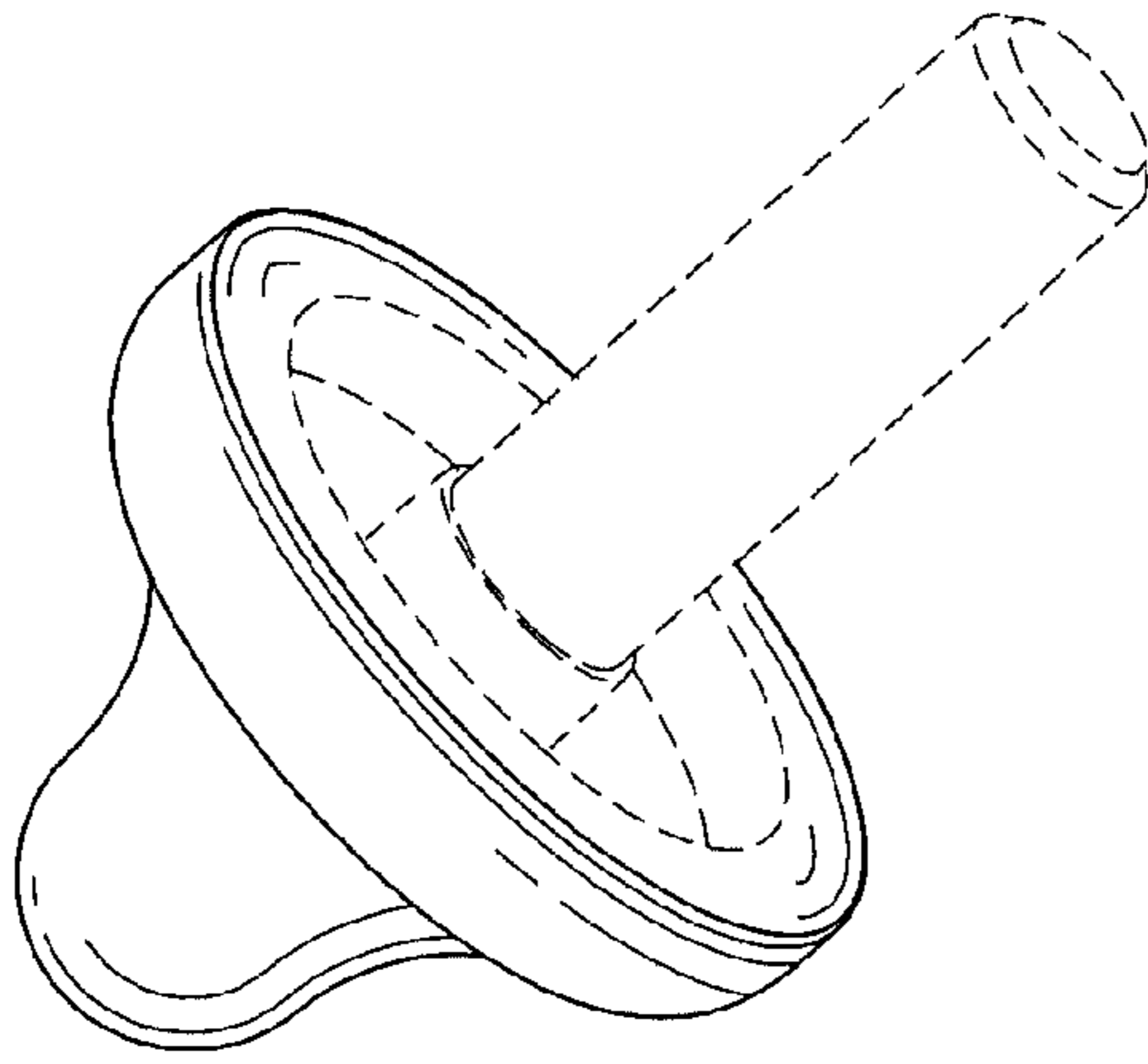


FIG. 1

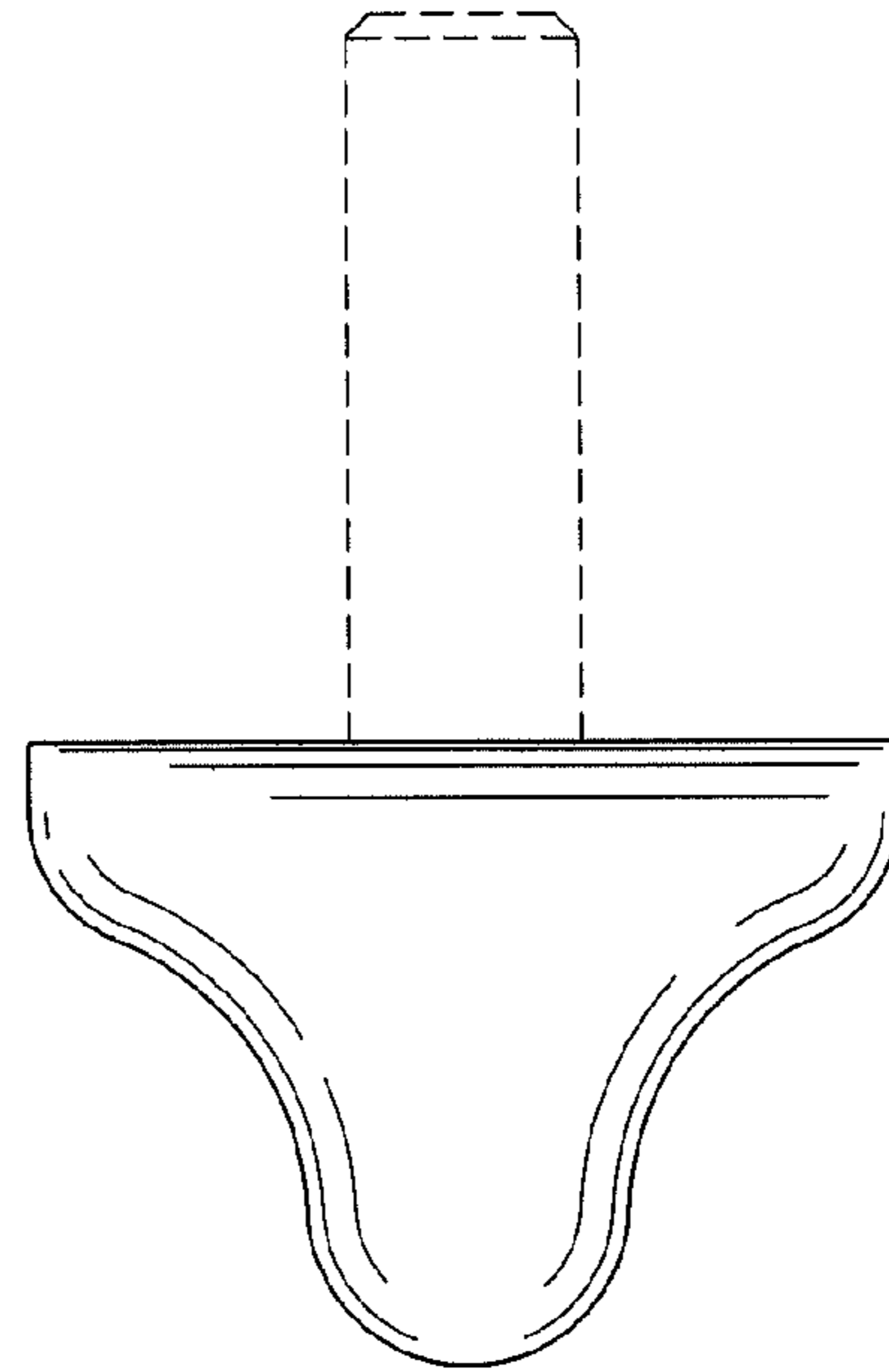


FIG. 2

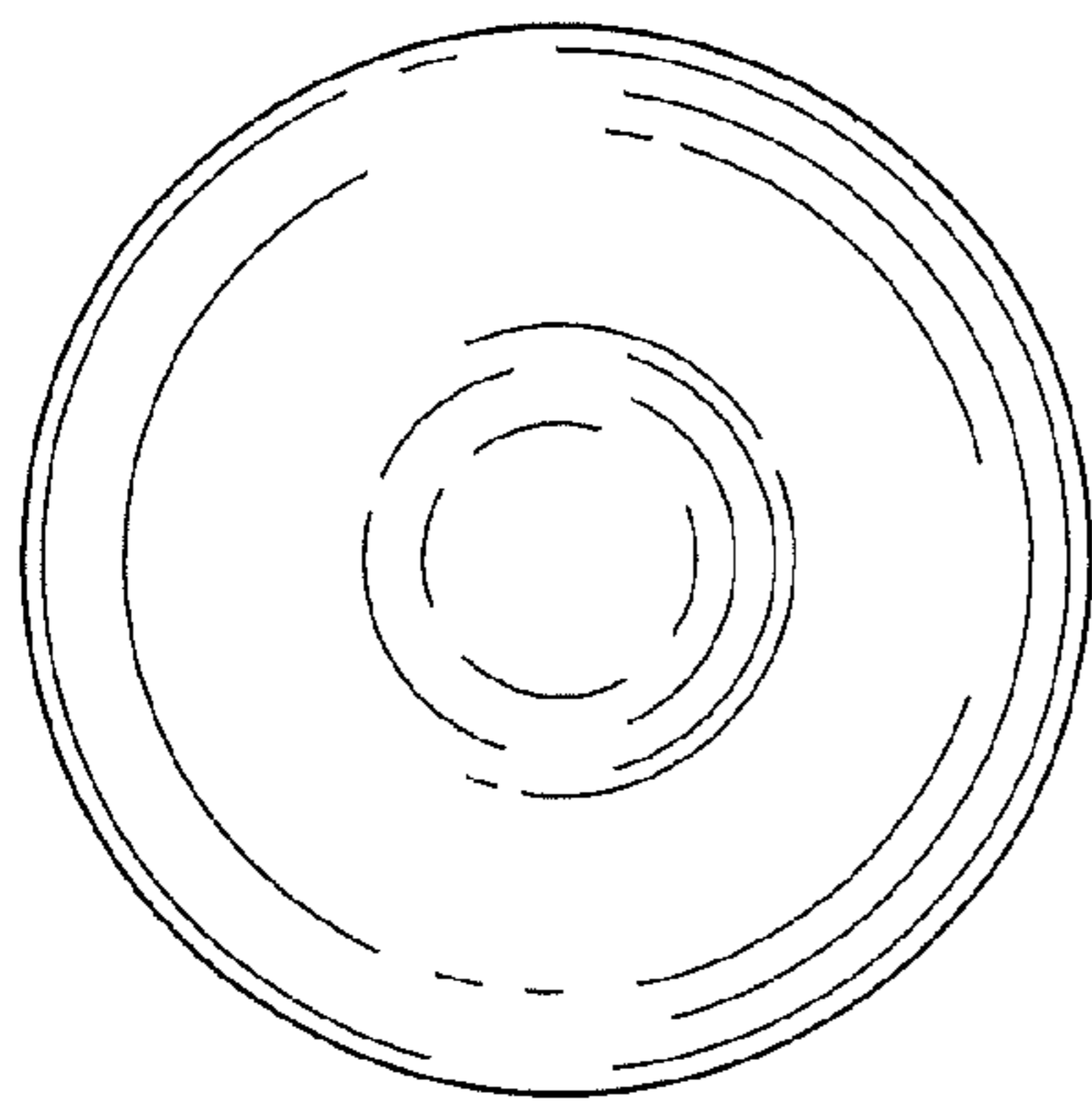


FIG. 3

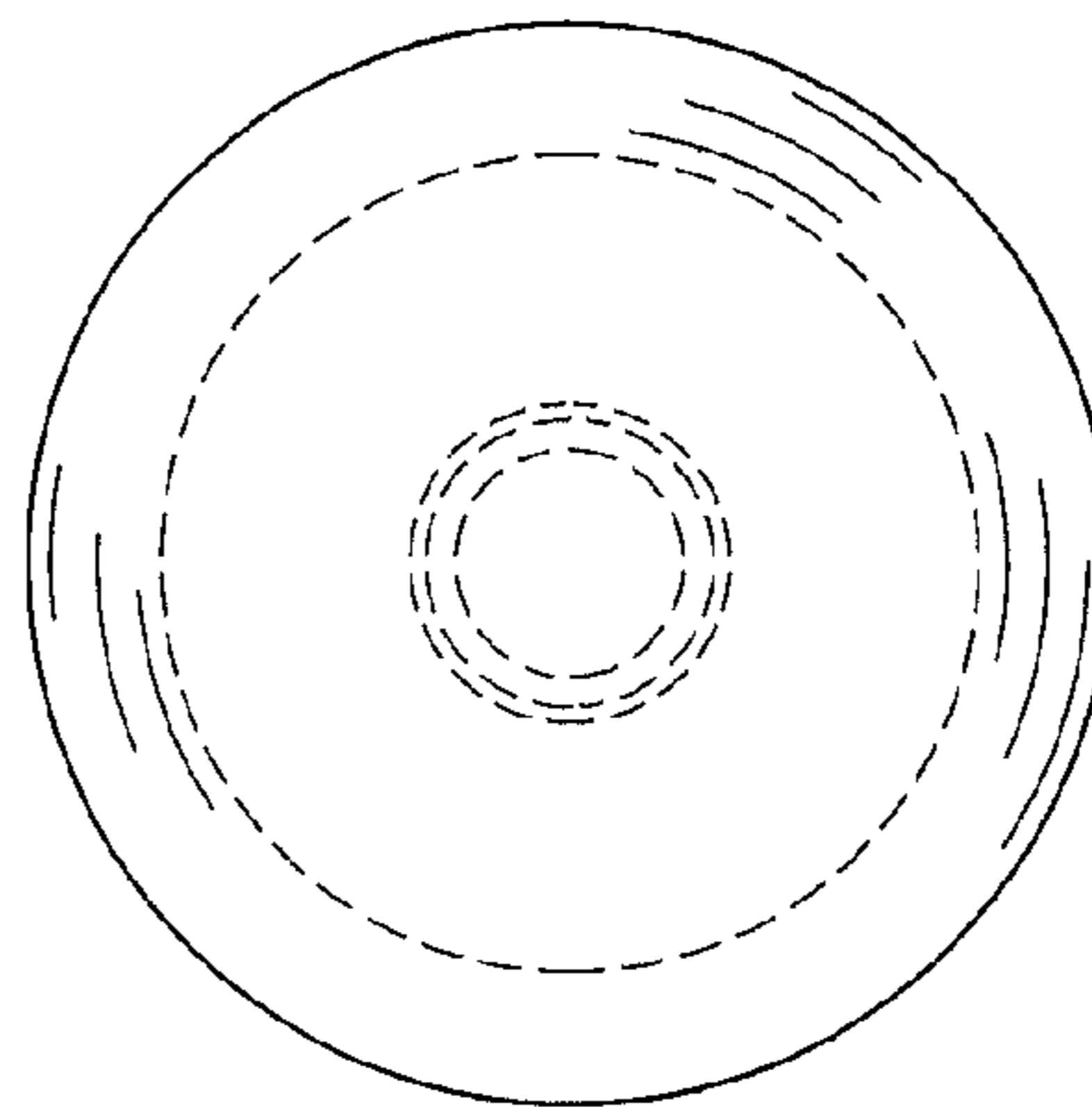


FIG. 4