



US00D718402S

(12) **United States Design Patent**
Cirjak et al.

(10) **Patent No.:** **US D718,402 S**

(45) **Date of Patent:** **** Nov. 25, 2014**

(54) **BRIDGE**

(71) Applicant: **Wibit Sports GmbH**, Bocholt (DE)

(72) Inventors: **Robert Cirjak**, Bocholt (DE); **Romann Rademacher**, Bocholt (DE)

(73) Assignee: **Wibit Sports GmbH**, Bocholt (DE)

(**) Term: **14 Years**

(21) Appl. No.: **29/446,195**

(22) Filed: **Feb. 21, 2013**

(30) **Foreign Application Priority Data**

Sep. 26, 2012 (EM) 002109579-0005

Sep. 26, 2012 (EM) 002109579-0008

Sep. 26, 2012 (EM) 002109579-0011

(51) **LOC (10) Cl.** **21-03**

(52) **U.S. Cl.**
USPC **D21/814**

(58) **Field of Classification Search**
USPC D21/811, 814, 818-827; 482/35-36
See application file for complete search history.

(56) **References Cited**

U.S. PATENT DOCUMENTS

D197,522	S	*	2/1964	Wesley	D21/818
3,211,452	A	*	10/1965	Ahrens	482/35
D252,166	S	*	6/1979	Dieter et al.	D21/826
D455,190	S	*	4/2002	Mantooth	D21/826
D455,470	S	*	4/2002	Blackwood	D21/826
D455,809	S	*	4/2002	Blackwood	D21/826
D477,378	S	*	7/2003	Blackwood	D21/814
D616,054	S	*	5/2010	Krauss et al.	D21/814

* cited by examiner

Primary Examiner — Mitchell Siegel

(74) *Attorney, Agent, or Firm* — Roberts Mlotkowski Safran & Cole, P.C.; David S. Safran

(57) **CLAIM**

The ornamental design for a bridge, as shown and described.

DESCRIPTION

FIG. 1 is a perspective view from above and to one side of our design;

FIG. 2 is a perspective view from below and to one side of our design;

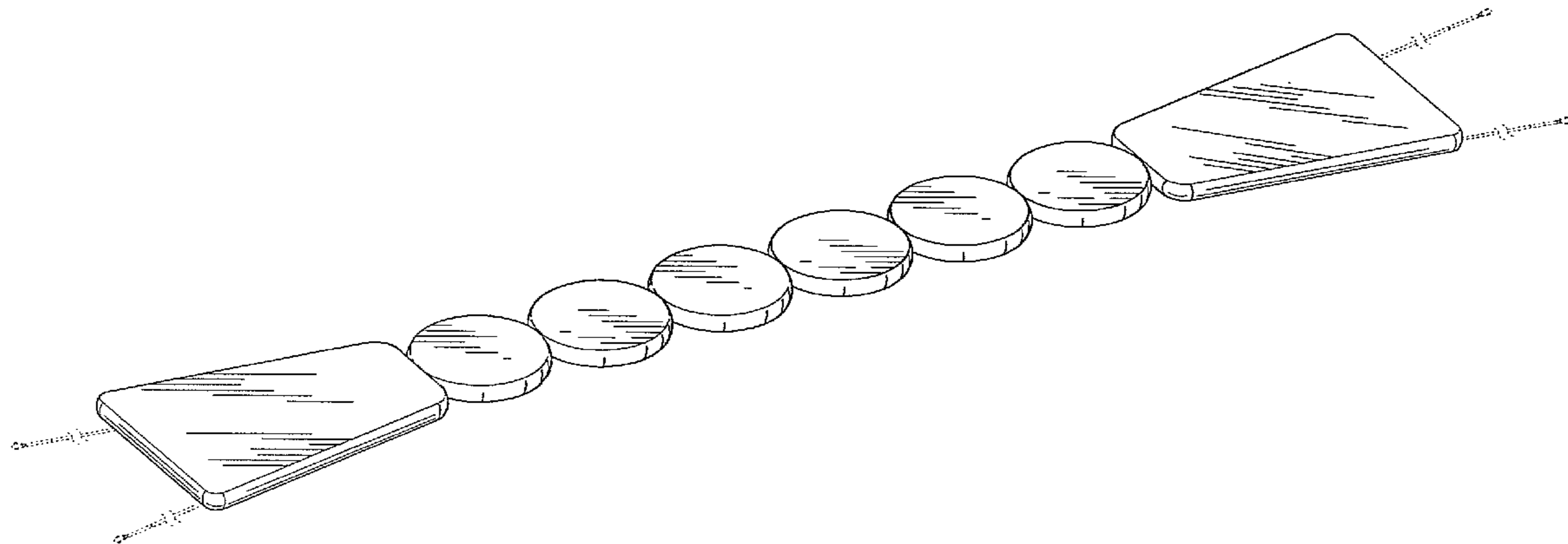
FIG. 3 is a top plan view of our design;

FIG. 4 is a bottom plan view of our design;

FIG. 5 is a side elevational view of our design, the view from both sides being the same; and,

FIG. 6 is an end elevational view of our design the view from both ends being the same.

1 Claim, 3 Drawing Sheets



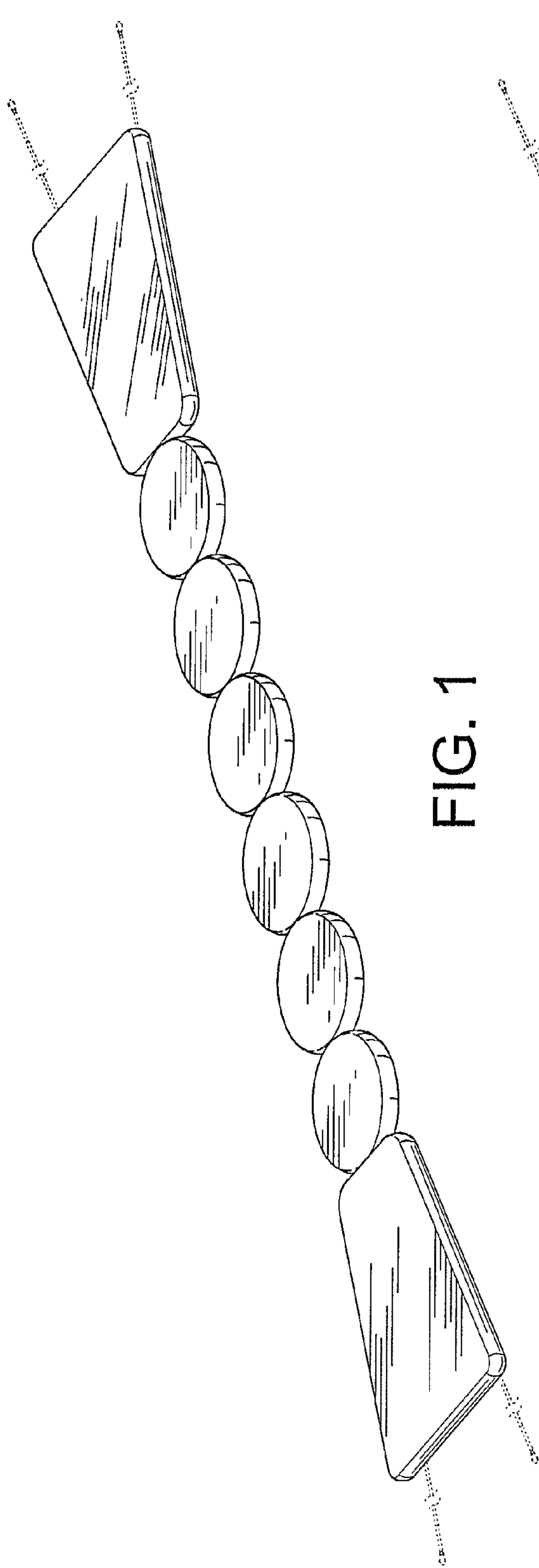


FIG. 1

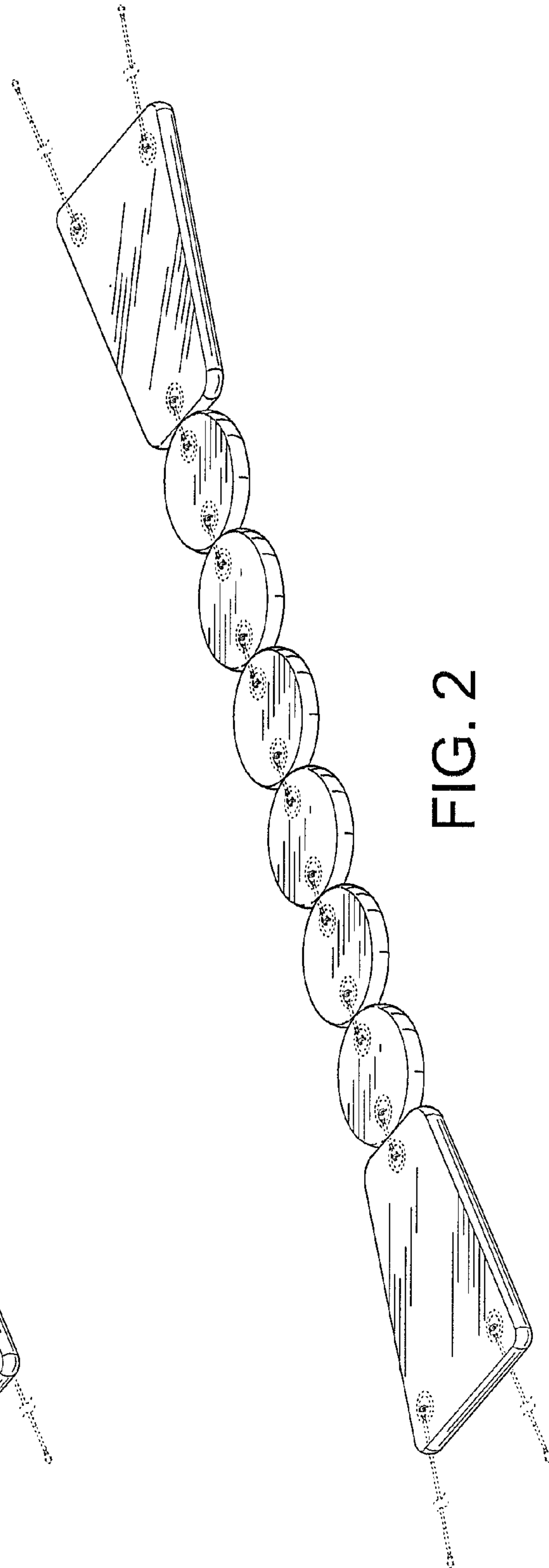


FIG. 2

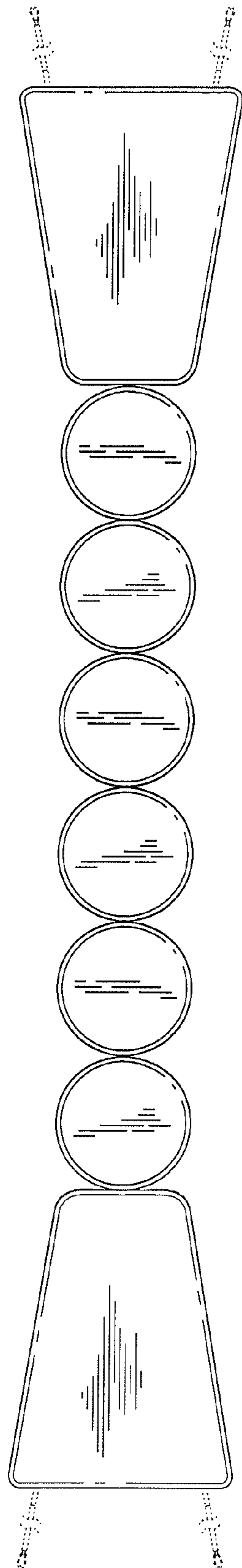


FIG. 3

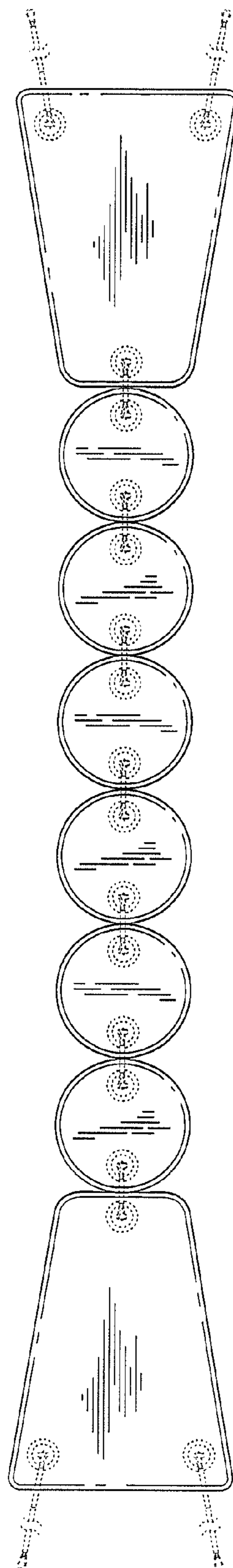


FIG. 4

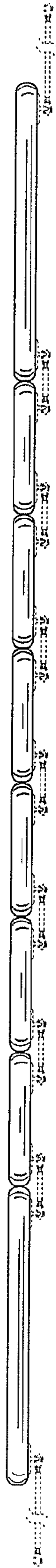


FIG. 5



FIG. 6