



US00D718387S

(12) **United States Design Patent**
Kim et al.

(10) **Patent No.:** **US D718,387 S**

(45) **Date of Patent:** **** *Nov. 25, 2014**

(54) **WRITING IMPLEMENT**

(71) Applicants: **Jae Seok Kim**, Seoul (KR); **Jin Hee Han**, Seoul (KR)

(72) Inventors: **Jae Seok Kim**, Seoul (KR); **Jin Hee Han**, Seoul (KR)

(*) Notice: This patent is subject to a terminal disclaimer.

(**) Term: **14 Years**

(21) Appl. No.: **29/453,454**

(22) Filed: **Apr. 29, 2013**

(51) **LOC (10) Cl.** **19-06**

(52) **U.S. Cl.**
USPC **D19/172; D19/903**

(58) **Field of Classification Search**
USPC D14/411; D19/115–204, 903; 24/11 R,
24/11 F, 11 P; 401/52, 99, 109, 192, 195,
401/196

See application file for complete search history.

(56) **References Cited**

U.S. PATENT DOCUMENTS

D84,944 S *	8/1931	Larsen	D19/48
D92,905 S *	7/1934	Hauton	D19/48
D562,389 S *	2/2008	Ikeda	D19/48
D590,881 S *	4/2009	Slomp	D19/51
D628,641 S *	12/2010	Zhang	D19/50

D641,408 S *	7/2011	Zhang	D19/50
D648,387 S *	11/2011	Liang	D19/50
D651,240 S *	12/2011	Liang	D19/48
D651,241 S *	12/2011	Liang	D19/48
D651,244 S *	12/2011	Yuan	D19/50
D651,245 S *	12/2011	Yuan	D19/50
D656,193 S *	3/2012	Yuan	D19/50
D664,197 S *	7/2012	Casciotti et al.	D19/54
D665,025 S *	8/2012	Li et al.	D19/50
D667,501 S *	9/2012	Avenatti	D19/48
D667,882 S *	9/2012	Uchiyama et al.	D19/50
D672,812 S *	12/2012	Zhang	D19/50
D672,813 S *	12/2012	Zhang	D19/50
D692,483 S *	10/2013	Laemle	D19/933
D692,484 S *	10/2013	Laemle	D19/933
D697,971 S *	1/2014	Jin	D19/933

* cited by examiner

Primary Examiner — Elizabeth Albert

(74) *Attorney, Agent, or Firm* — Steven E. Shapiro

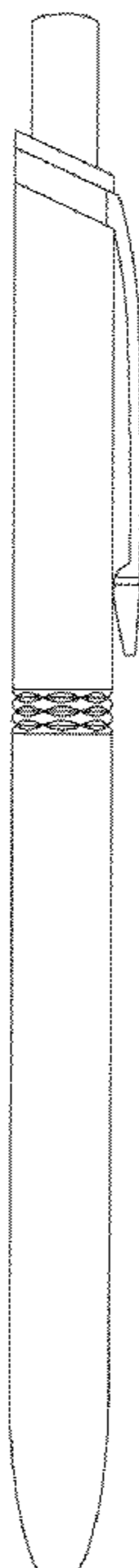
(57) **CLAIM**

The ornamental design for a writing implement, as shown and described.

DESCRIPTION

FIG. 1 is a perspective view of a writing implement; FIG. 2 is a front view of the writing implement; FIG. 3 is a rear view of the writing implement; FIG. 4 is a left side view of the writing implement; FIG. 5 is a right side view of the writing implement; FIG. 6 is a top view of the writing implement; and FIG. 7 is a bottom view of writing implement.

1 Claim, 6 Drawing Sheets



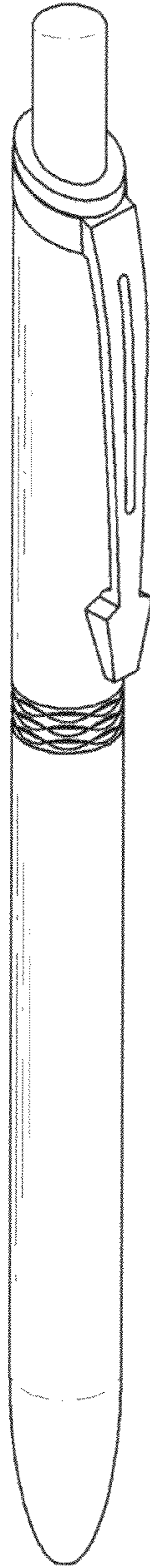


Fig. 1



Fig. 2



Fig. 3

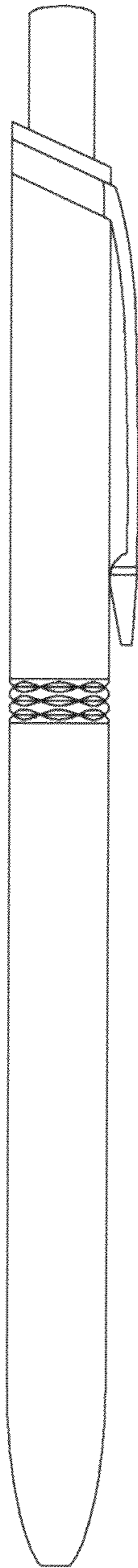


Fig. 4

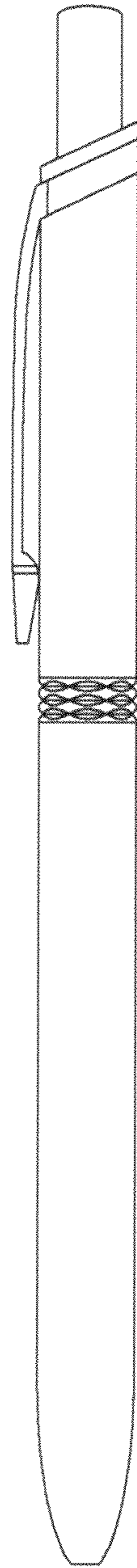


Fig. 5




Fig. 6

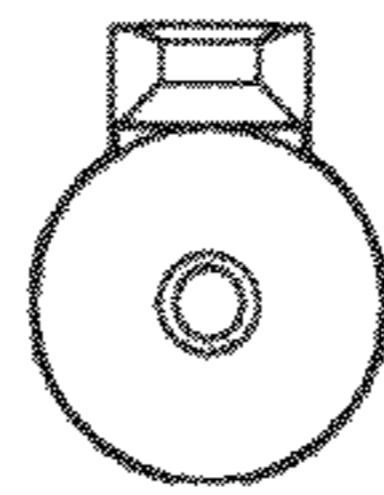


Fig. 7