



US00D718384S

(12) **United States Design Patent**
Josel

(10) **Patent No.:** **US D718,384 S**

(45) **Date of Patent:** **** Nov. 25, 2014**

(54) **ORGANIZER**

(76) Inventor: **Leslie Josel**, Larchmont, NY (US)

(**) Term: **14 Years**

(21) Appl. No.: **29/416,225**

(22) Filed: **Mar. 20, 2012**

(51) **LOC (10) Cl.** **19-04**

(52) **U.S. Cl.**
USPC **D19/27**

(58) **Field of Classification Search**

CPC B42D 1/00; B42D 1/004; B42D 3/00;
B42D 5/04; B42D 5/047

USPC D19/20, 21, 25, 26, 27, 100; 281/3.1,
281/15.1, 21.1, 27.1, 29, 42, 45, 51; 402/1,
402/3, 19, 57, 80 R; 462/71, 75, 76, 84
See application file for complete search history.

(56) **References Cited**

U.S. PATENT DOCUMENTS

3,526,415	A *	9/1970	Freundlich	281/27.1
D388,822	S *	1/1998	Frank	D19/27
D416,574	S *	11/1999	Plonski et al.	D19/33
D416,575	S *	11/1999	Plonski et al.	D19/33
D484,533	S *	12/2003	Mueller et al.	D19/27
D484,534	S *	12/2003	Mueller et al.	D19/27
D640,317	S *	6/2011	Palmore	D19/27
8,042,837	B2 *	10/2011	Busam et al.	283/56
D697,551	S *	1/2014	Colbert et al.	D19/26
2002/0081143	A1 *	6/2002	Whang	402/57

2005/0189759	A1 *	9/2005	Betzold	281/15.1
2008/0085146	A1 *	4/2008	Botkin	402/70
2014/0183851	A1 *	7/2014	Busam et al.	281/21.1

* cited by examiner

Primary Examiner — Deanna L Pratt

Assistant Examiner — Ieisha Price

(74) *Attorney, Agent, or Firm* — Hughes Hubbard & Reed LLP

(57) **CLAIM**

The ornamental design for an organizer, as shown and described.

DESCRIPTION

FIG. 1 is a perspective view of the organizer in a closed position.

FIG. 2 is front view of the organizer of FIG. 1.

FIG. 3 is rear view of the organizer of FIG. 1.

FIG. 4 is left side view of the organizer of FIG. 1.

FIG. 5 is right side view of the organizer of FIG. 1.

FIG. 6 is bottom view of the organizer of FIG. 1.

FIG. 7 is an additional bottom view of the organizer of FIG. 1.



FIG. 8 is a front view of the organizer of FIG. 1 in an open position.

FIG. 9 is an additional front view of the organizer of FIG. 1 in an open position; and,

FIG. 10 is an additional front view of the organizer of FIG. 1 in an open position.

The portions of the figures shown in broken lines represent environmental structure and do not form part of the claim.

1 Claim, 7 Drawing Sheets






FIG. 1

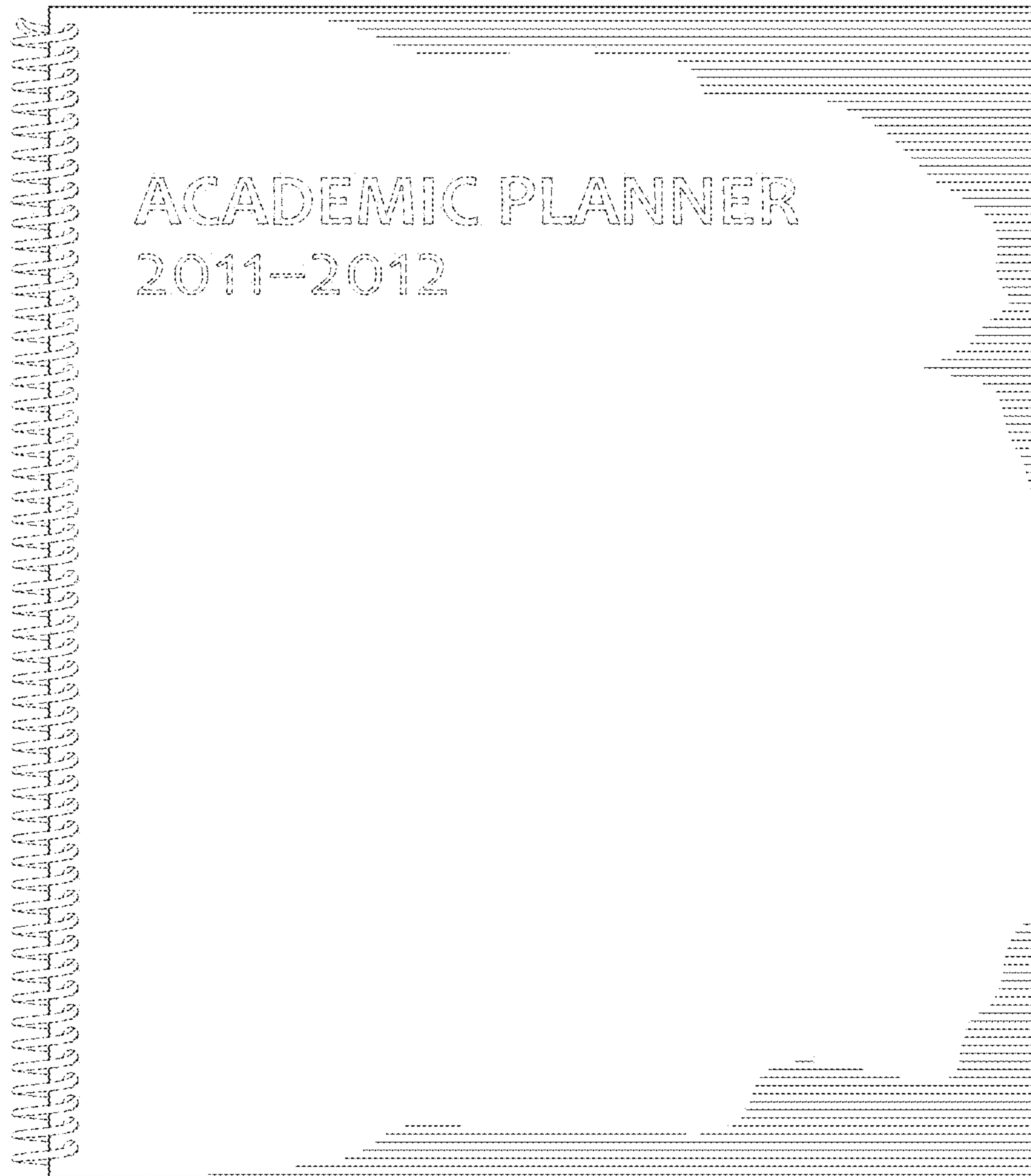


FIG. 2




FIG. 3

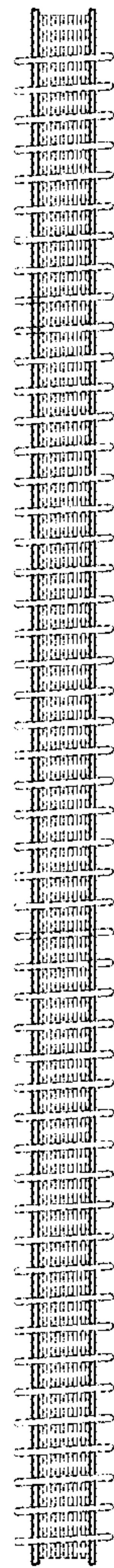


FIG. 4

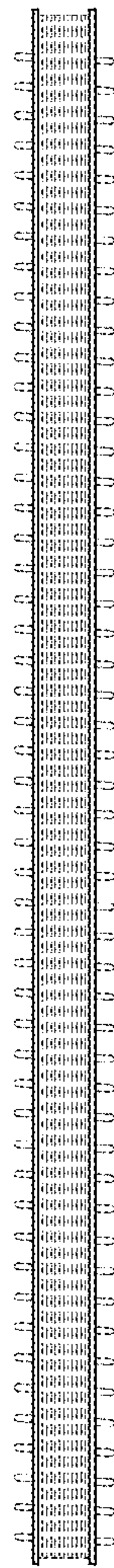


FIG. 5



FIG. 6




FIG. 7




FIG. 10