



US00D718338S

(12) **United States Design Patent**
Helgesson et al.

(10) **Patent No.:** **US D718,338 S**
(45) **Date of Patent:** **** Nov. 25, 2014**

(54) **FUEL DISPENSER**

(71) Applicant: **Dresser Wayne AB**, Malmo (SE)

(72) Inventors: **Hanna Helgesson**, Dalby (SE); **Annika Birkler**, Malmo (SE); **Bengt I. Larsson**, Malmo (SE); **Carl Forslund**, Malmo (SE); **Camilla Lundstrom**, Angelholm (SE); **Scott R. Negley, III**, Austin, TX (US); **Neil Thomas**, Austin, TX (US); **Kevin Burnett**, Austin, TX (US); **Gian Pangaro**, Brooklyn, NY (US); **Gen Suzuki**, Kamakura (JP); **Jason Robinson**, Tewksbury, MA (US); **Timothy R. Proulx**, Nashua, NH (US)

(73) Assignee: **Wayne Fueling Systems, LLC**, Austin, TX (US)

(**) Term: **14 Years**

(21) Appl. No.: **29/443,053**

(22) Filed: **Jan. 11, 2013**

Related U.S. Application Data

(62) Division of application No. 29/359,710, filed on Apr. 14, 2010, now Pat. No. Des. 677,284.

(30) **Foreign Application Priority Data**

Oct. 16, 2009	(EP)	1172068-0015
Oct. 16, 2009	(EP)	1172068-0018
Oct. 16, 2009	(EP)	1172068-0019
Oct. 16, 2009	(EP)	1172068-0021
Oct. 16, 2009	(EP)	1172068-0022
Oct. 16, 2009	(EP)	1172068-0024
Oct. 16, 2009	(EP)	1172068-0027
Oct. 16, 2009	(EP)	1172068-0029
Oct. 16, 2009	(EP)	1172068-0030
Oct. 16, 2009	(EP)	1172068-0031
Oct. 16, 2009	(EP)	1172068-0032
Oct. 16, 2009	(EP)	1172068-0033
Oct. 16, 2009	(EP)	1172068-0034

Oct. 16, 2009	(EP)	1172068-0035
Oct. 16, 2009	(EP)	1172068-0036
Oct. 16, 2009	(EP)	1172068-0037
Oct. 16, 2009	(EP)	1172068-0040
Oct. 16, 2009	(EP)	1172068-0042
Oct. 16, 2009	(EP)	1172068-0046

(51) **LOC (10) Cl.** **12-02**

(52) **U.S. Cl.**
USPC **D15/9.2**

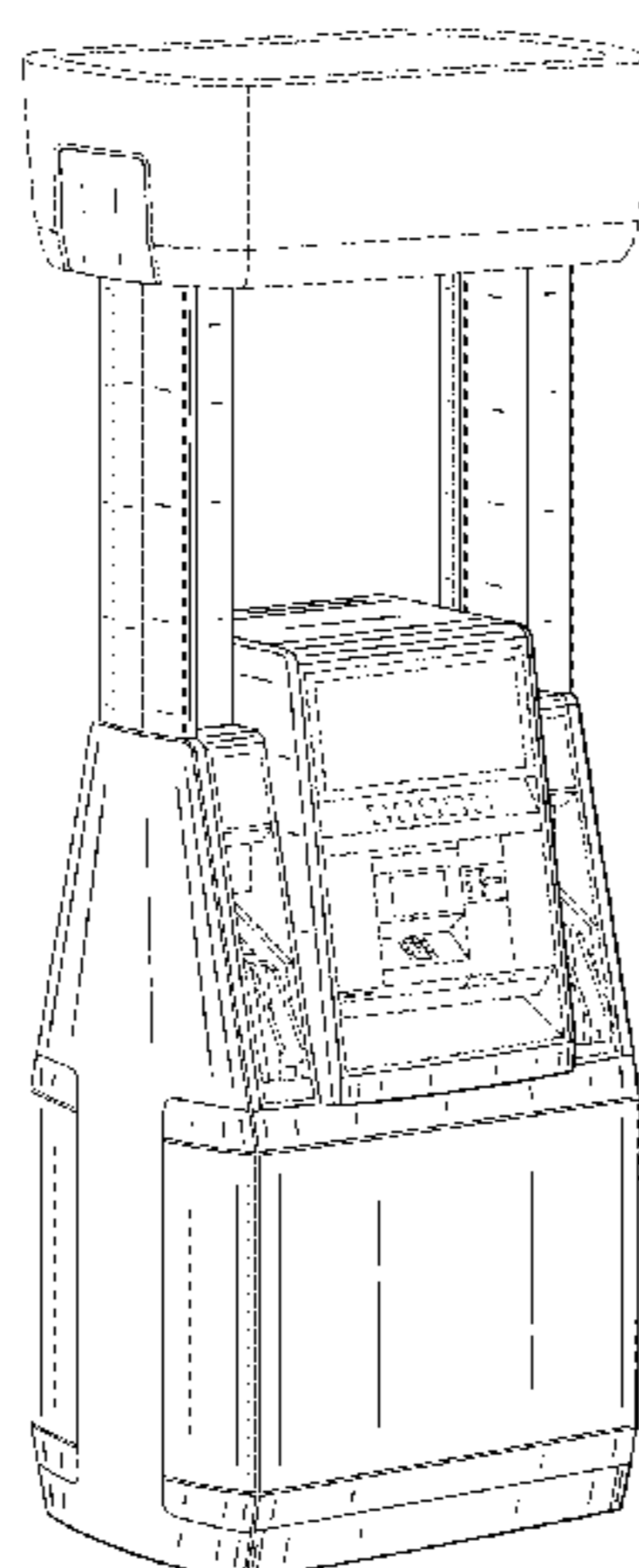
(58) **Field of Classification Search**
USPC D15/7-9.3; D23/231, 232, 225; 417/60, 417/235, 265, 321, 355, 358, 363, 359, 417/410.1, 415-416, 405, 900; 60/408, 60/412; 184/26-37; 415/140-147; 123/495, 509

See application file for complete search history.

(56) **References Cited**

U.S. PATENT DOCUMENTS

D193,577 S	9/1962	Sasnett	
D197,440 S	2/1964	Winger et al.	
D201,516 S	6/1965	Sasnett	
D211,401 S	6/1968	Chidea et al.	
D250,429 S	11/1978	Batson et al.	
D262,971 S *	2/1982	Robinson et al.	D15/9.2
D265,092 S *	6/1982	Robinson et al.	D15/9.2
D271,696 S	12/1983	Todd	
D272,628 S	2/1984	Monigle et al.	
D281,427 S	11/1985	Baffo et al.	
D301,342 S	5/1989	Mittermaier et al.	
D309,144 S *	7/1990	Austin et al.	D15/9.2
D375,505 S *	11/1996	Wong	D15/9
D395,052 S *	6/1998	Krone et al.	D15/9.1
D396,047 S *	7/1998	Krone et al.	D15/9.1
D407,412 S *	3/1999	Wang	D15/9
D414,501 S *	9/1999	Wilson et al.	D15/9.2
D414,780 S *	10/1999	Wilson et al.	D15/9.2
D414,781 S *	10/1999	Wilson et al.	D15/9.2
D415,167 S *	10/1999	Wilson et al.	D15/9.2
D415,168 S *	10/1999	Wilson et al.	D15/9.2
D415,169 S *	10/1999	Wilson et al.	D15/9.2
D415,170 S *	10/1999	Wilson et al.	D15/9.2
D415,171 S *	10/1999	Wilson et al.	D15/9.2
D415,172 S *	10/1999	Wilson et al.	D15/9.2
D415,501 S *	10/1999	Wilson et al.	D15/9.2
D415,777 S *	10/1999	Wilson et al.	D15/9.1
D416,916 S *	11/1999	Wilson et al.	D15/9.2



D417,226	S	*	11/1999	Wilson et al.	D15/9.2
D420,684	S	*	2/2000	Wilson et al.	D15/9.2
D421,612	S	*	3/2000	Wilson et al.	D15/9.2
D422,285	S	*	4/2000	Wilson et al.	D15/9.2
D422,604	S	*	4/2000	Wilson et al.	D15/9.2
D426,555	S	*	6/2000	Wilson et al.	D15/9.2
D429,740	S	*	8/2000	Wilson et al.	D15/9.2
D430,577	S		9/2000	Taylor et al.		
D433,033	S	*	10/2000	Wilson et al.	D15/9.2
D434,423	S	*	11/2000	Wang	D15/9
D434,424	S	*	11/2000	Wilson et al.	D15/9.2
D434,780	S	*	12/2000	Wilson et al.	D15/9.2
D435,051	S	*	12/2000	Wilson et al.	D15/9.1
D440,579	S	*	4/2001	Wilson et al.	D15/9.2
D443,624	S	*	6/2001	Wilson et al.	D15/9.2
D454,421	S		3/2002	Jeon et al.		
D481,516	S		10/2003	Magee et al.		
D481,517	S		10/2003	Magee et al.		
D481,518	S		10/2003	Magee et al.		
D485,417	S		1/2004	Magee et al.		
D487,834	S		3/2004	Zerman et al.		
D488,280	S		4/2004	Zerman et al.		
D492,081	S		6/2004	Magee et al.		
D500,905	S		1/2005	Magee et al.		
D515,103	S	*	2/2006	Chou	D15/9
D534,447	S	*	1/2007	Marini	D10/86
D553,648	S	*	10/2007	Laya H. et al.	D15/9.1
D557,299	S	*	12/2007	Marini et al.	D15/199
D601,590	S	*	10/2009	Burnham	D15/7
D613,320	S	*	4/2010	Marini	D15/199
D625,305	S		10/2010	Bleck et al.		
D628,764	S		12/2010	Bleck et al.		
D629,585	S		12/2010	Bleck et al.		
D631,634	S		1/2011	Bleck et al.		
D645,056	S	*	9/2011	Marini	D15/9
D655,315	S	*	3/2012	Helgesson et al.	D15/9.1
D664,997	S	*	8/2012	Helgesson et al.	D15/9.1
D677,284	S	*	3/2013	Helgesson et al.	D15/9.2
D677,846	S	*	3/2013	Dyson et al.	D32/31
D681,681	S	*	5/2013	Schmelzer et al.	D15/9.2
D681,682	S	*	5/2013	Schmelzer et al.	D15/9.2
D688,274	S	*	8/2013	Schmelzer et al.	D15/9.2
D688,275	S	*	8/2013	Schmelzer et al.	D15/9.2
2010/0161489	A1		6/2010	Goodall et al.		
2010/0176191	A1		7/2010	Ramachandran et al.		
2010/0187299	A1		7/2010	Block et al.		
2010/0187300	A1		7/2010	Ramachandran et al.		

2010/0241564	A1		9/2010	Miller et al.		
2010/0243729	A1		9/2010	Russell et al.		
2010/0258621	A1		10/2010	Schlabach et al.		

OTHER PUBLICATIONS

Dresser Wayne Pignone, Global Star HH and LHR, Global technology for multiproduct dispensers, Global Star HH/LHR-4 pp. 480291 GB, RevisionDate Jul. 6, 2004; publication date at least as early as Oct. 14, 2009.
 Dresser Wayne, Reliance.TM. Series Fleet Pumps & Dispensers, A Reliable Solutions for Fleet Fueling, Reliance-4 G6200 PN 920800 Rev B 4/05; publication date at least as early as Oct. 14, 2009.
 Dresser Wayne, Select Series Fleet Pumps & Dispensers, Advanced Technology for Fleet Fueling, Select-4 G7200 PN 920801 B 4/05; publication date at least as early as Oct. 14, 2009.

* cited by examiner

Primary Examiner — Ralf Seifert
 (74) *Attorney, Agent, or Firm* — Mintz Levin Cohn Ferris Glovsky and Popeo, P.C.

(57) **CLAIM**

The ornamental design for a fuel dispenser, as shown and described.

DESCRIPTION

FIG. 1 is a perspective view from above illustrating the front and right side view of an exemplary embodiment of the fuel dispenser;

FIG. 2 is a front view of the fuel dispenser of FIG. 1;
 FIG. 3 is a right side view of the fuel dispenser of FIG. 1;
 FIG. 4 is a rear view of the fuel dispenser of FIG. 1;
 FIG. 5 is a left side view of the fuel dispenser of FIG. 1; and,
 FIG. 6 is a top view of the fuel dispenser of FIG. 1.

Where applicable, elements are shown in broken lines herein for illustrative purposes only, and form no part of the claimed design. Moreover, the bottom and the top of the fuel dispenser of FIGS. 1-6 form no part of the claimed design. The broken lines in FIG. 6 are included for the purpose of illustrating portions of the fuel dispenser that form no part of the claimed design.

1 Claim, 6 Drawing Sheets

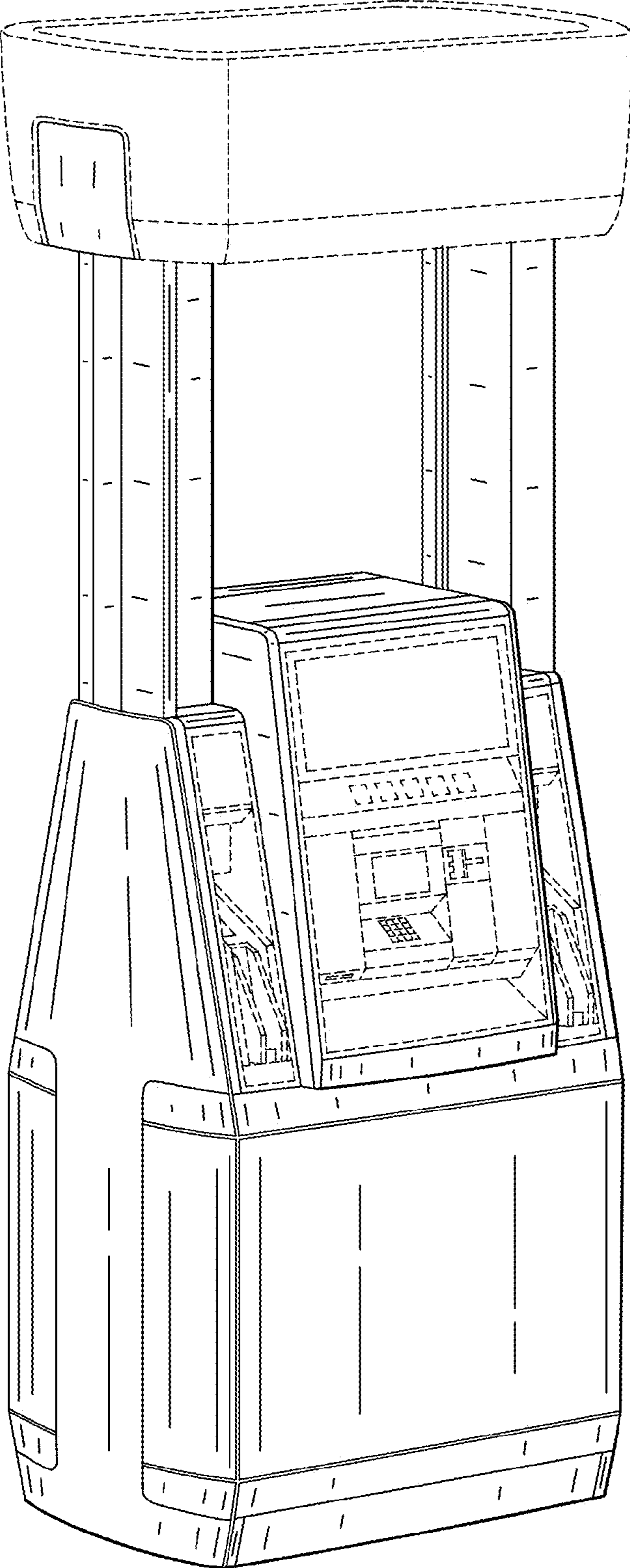


FIG. 1

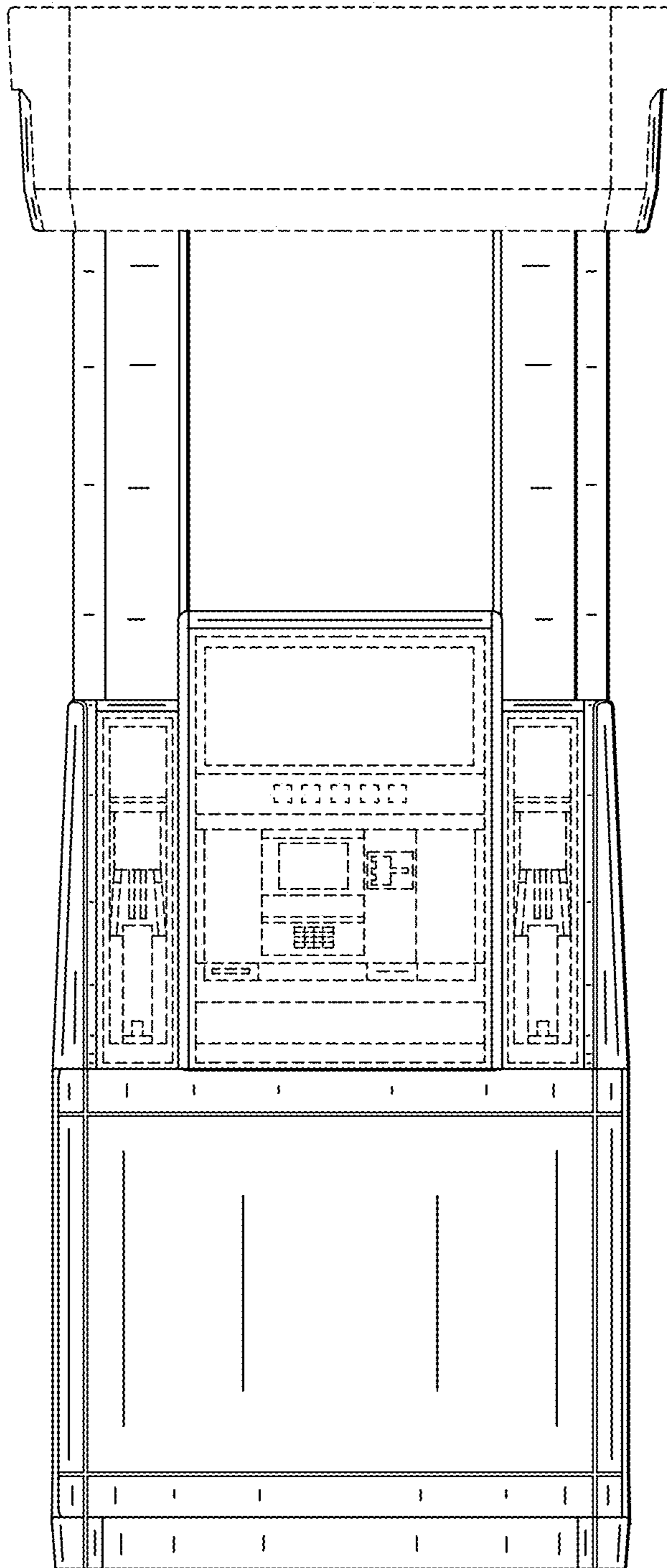


FIG. 2

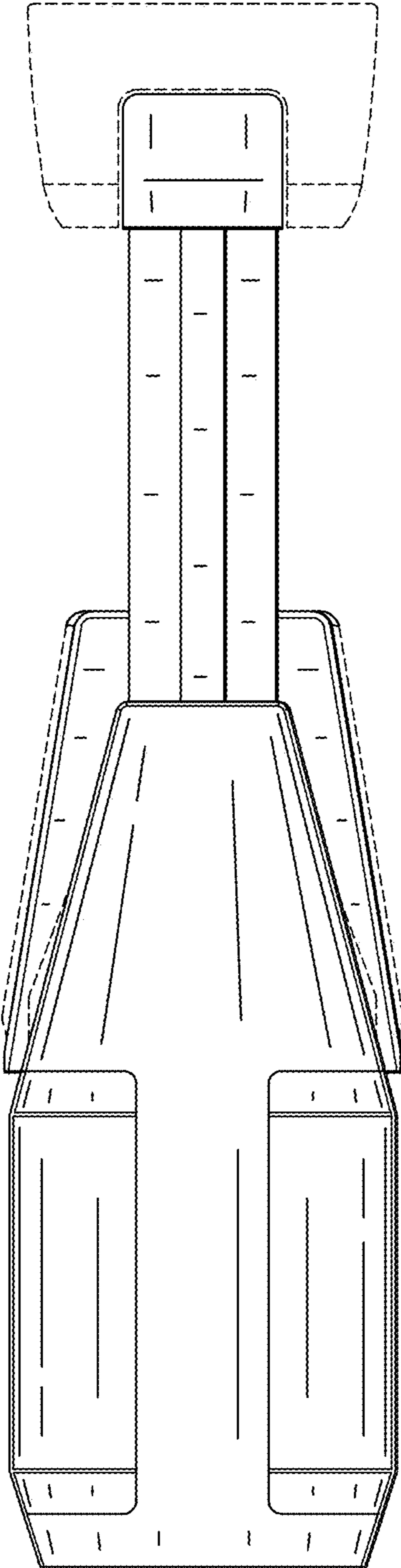


FIG. 3

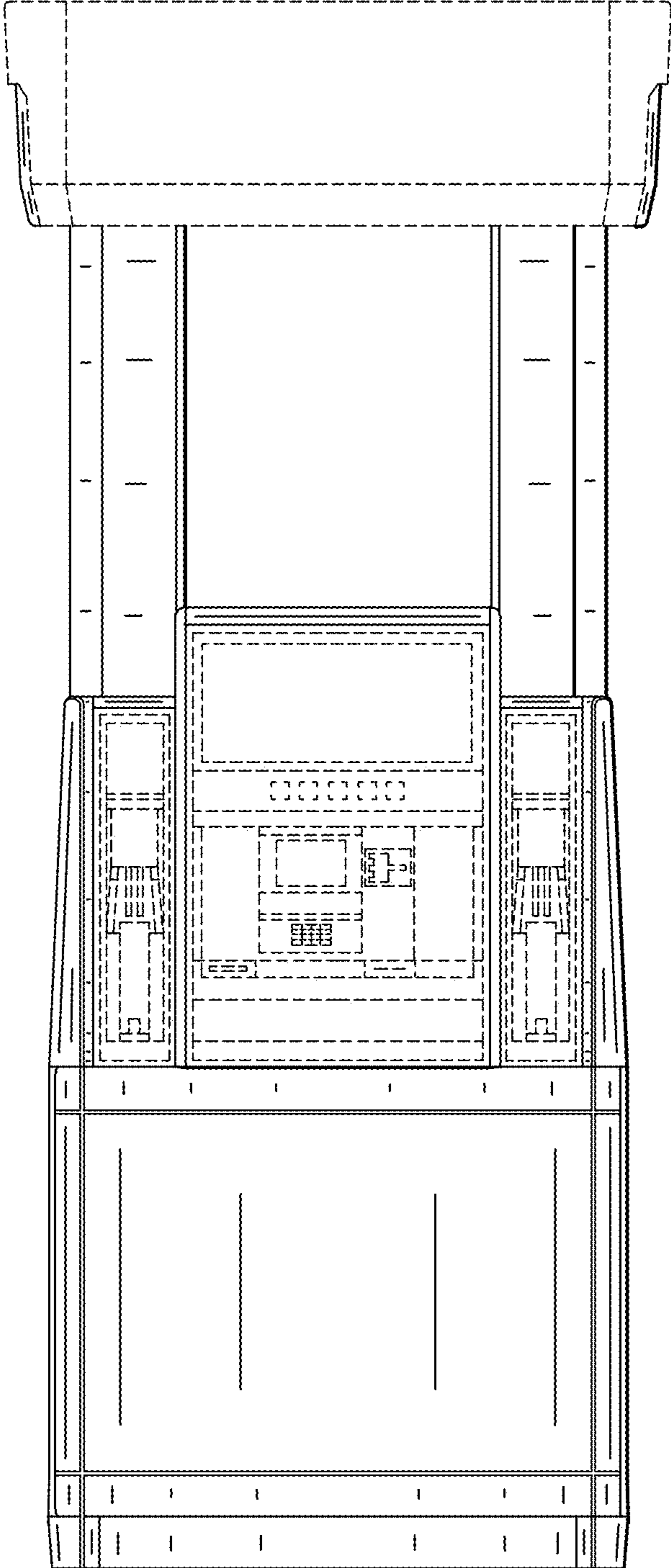


FIG. 4

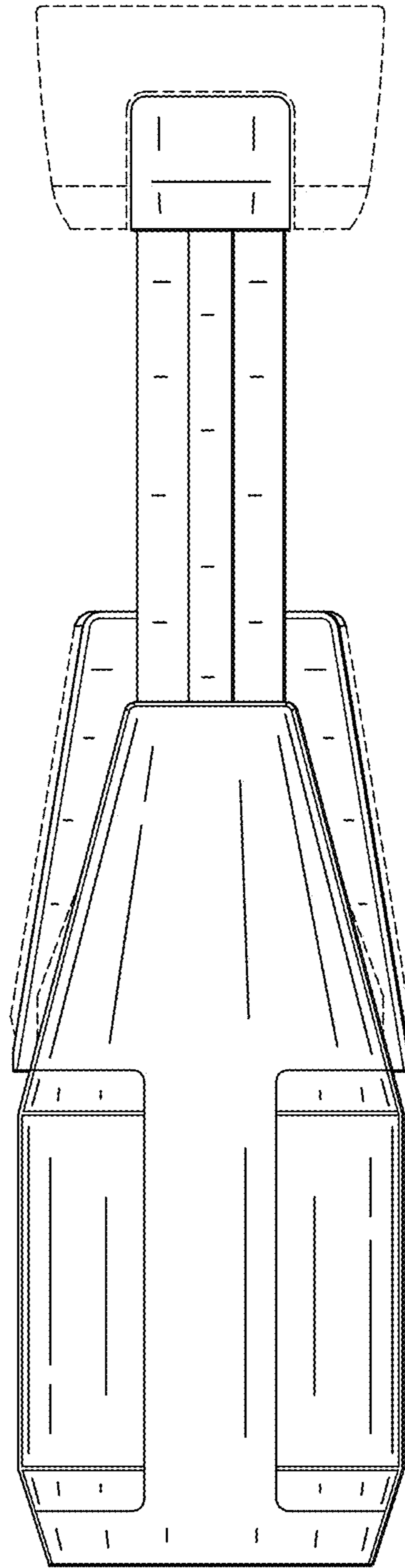


FIG. 5

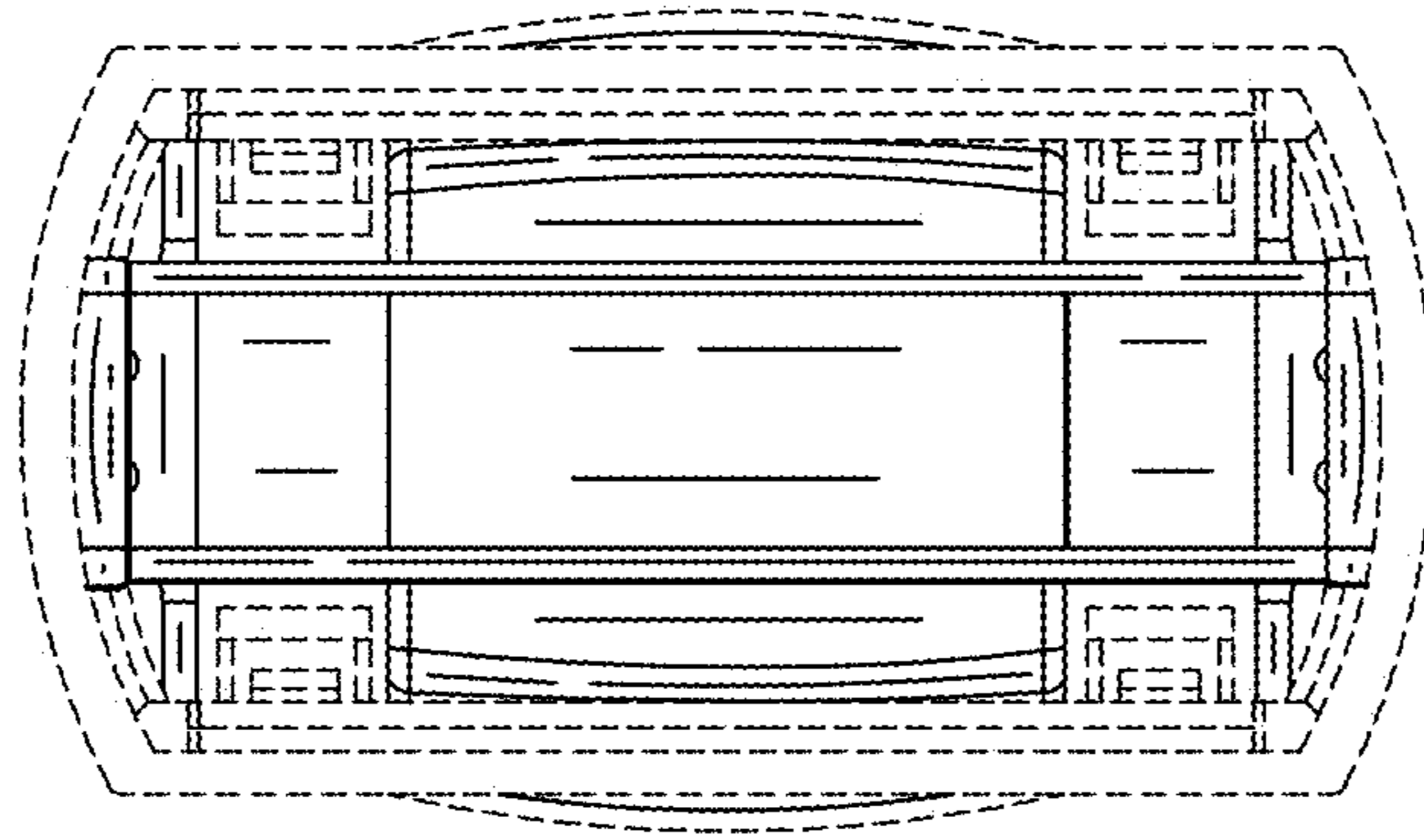


FIG. 6