



US00D718324S

(12) **United States Design Patent**
Lee et al.

(10) **Patent No.:** **US D718,324 S**
(45) **Date of Patent:** **** Nov. 25, 2014**

(54) **TELEVISION RECEIVER WITH GRAPHICAL USER INTERFACE**

(75) Inventors: **Kunsik Lee**, Seoul (KR); **Junghoon Son**, Gyeonggi-do (KR); **Hyunmin Kim**, Seoul (KR); **Sinae Chun**, Gyeonggi-do (KR); **Yeonjoo Joo**, Seoul (KR); **Byunghun Lee**, Seoul (KR); **Hyungjin Kim**, Seoul (KR)

(73) Assignee: **LG Electronics Inc.**, Seoul (KR)

(**) Term: **14 Years**

(21) Appl. No.: **29/427,173**

(22) Filed: **Jul. 16, 2012**

(30) **Foreign Application Priority Data**

Jan. 17, 2012 (KR) 30-2012-0002481

(51) **LOC (10) Cl.** **14-04**

(52) **U.S. Cl.**
USPC **D14/486**

(58) **Field of Classification Search**
USPC D14/485-495; 715/700, 779, 810, 821, 715/825, 828, 834, 835, 836, 837, 838, 839, 715/840, 846, 847, 861, 864, 964, 976, 977
See application file for complete search history.

(56) **References Cited**

U.S. PATENT DOCUMENTS

D554,144	S	*	10/2007	Hally et al.	D14/487
D558,215	S	*	12/2007	Hally et al.	D14/486
7,437,005	B2	*	10/2008	Drucker et al.	382/224
D608,363	S	*	1/2010	Kwag	D14/485
D618,698	S	*	6/2010	Kang et al.	D14/486
D619,596	S	*	7/2010	Maitlen et al.	D14/485
D631,060	S	*	1/2011	Flik et al.	D14/486
D652,050	S	*	1/2012	Chaudhri	D14/486
D683,351	S	*	5/2013	Lee et al.	D14/486
D684,164	S	*	6/2013	Friedlander et al.	D14/486
D685,817	S	*	7/2013	Kunieda et al.	D14/487
D686,634	S	*	7/2013	Malasani et al.	D14/486
2013/0007663	A1	*	1/2013	Piippo	715/821

* cited by examiner

Primary Examiner — Angela J Lee

(74) *Attorney, Agent, or Firm* — Morgan, Lewis & Bockius LLP

(57) **CLAIM**

The ornamental design for a television receiver with graphical user interface, as shown and described.

DESCRIPTION

FIG. 1 is a front, right side, perspective view of a television receiver with graphical user interface showing our new design; FIG. 2 is a front view thereof; and, FIG. 3 is a view of the graphical user interface. The broken lines shown in the drawings represent portions of the television receiver that form no part of the claimed design.

1 Claim, 3 Drawing Sheets

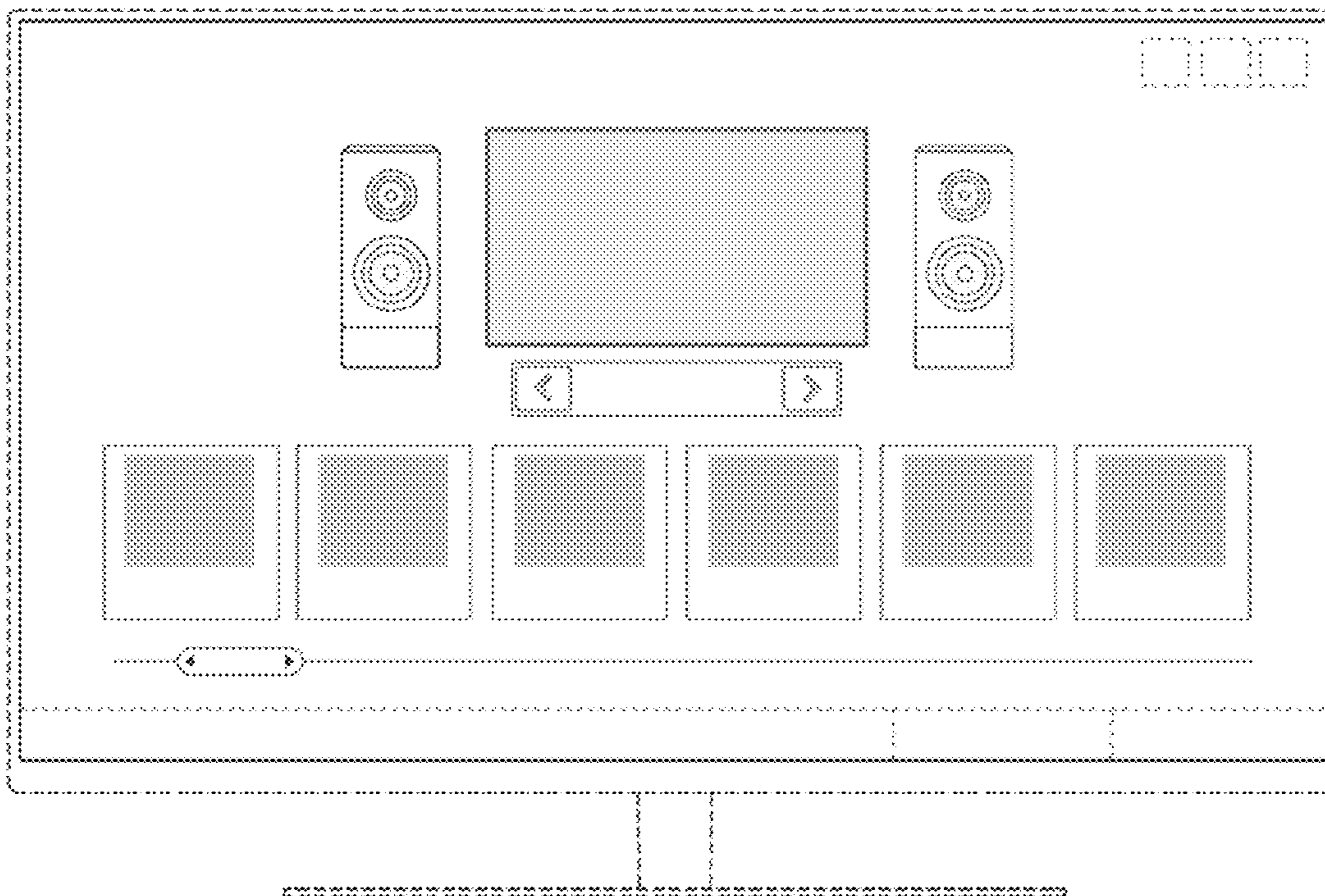


FIG. 1

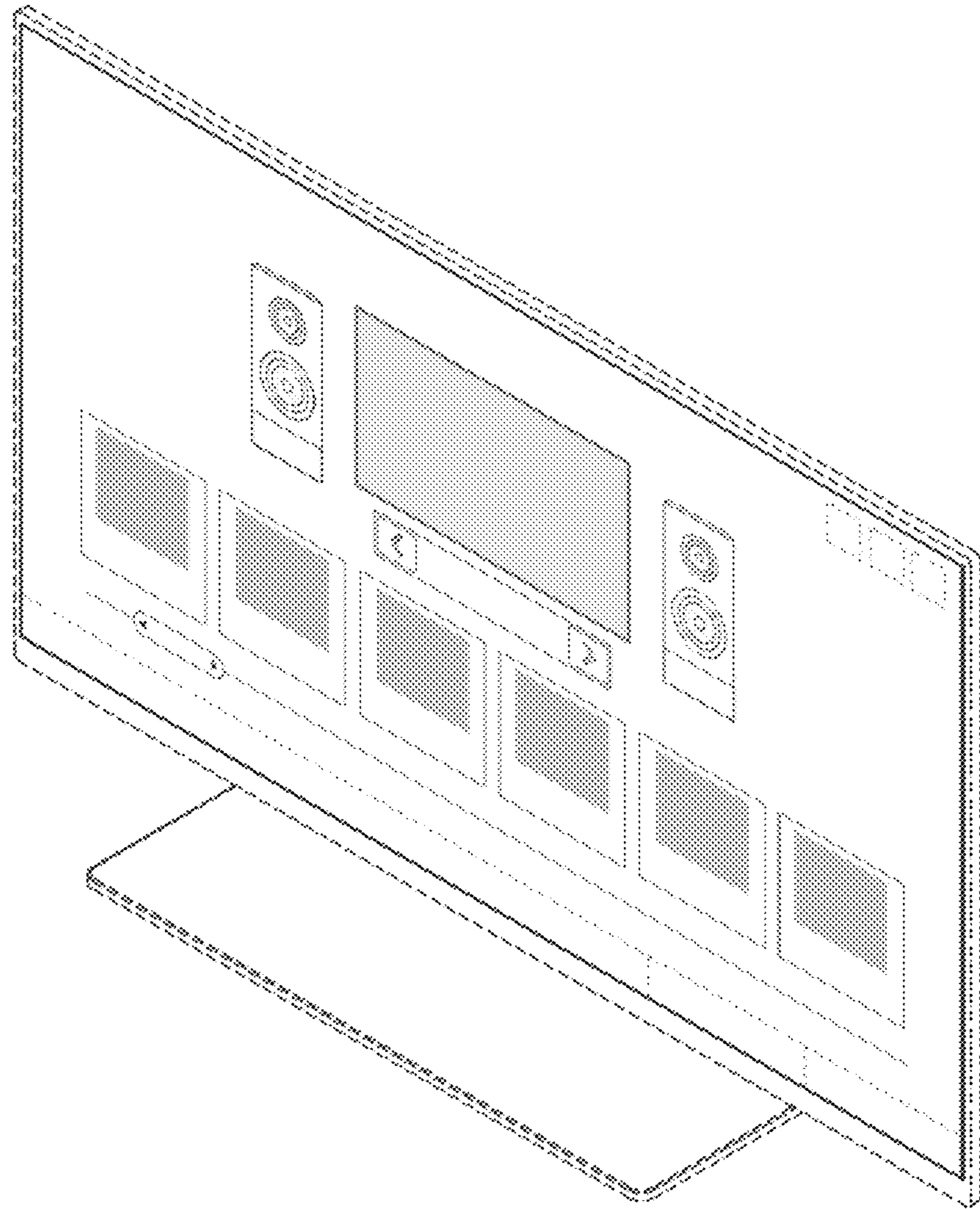


FIG. 2

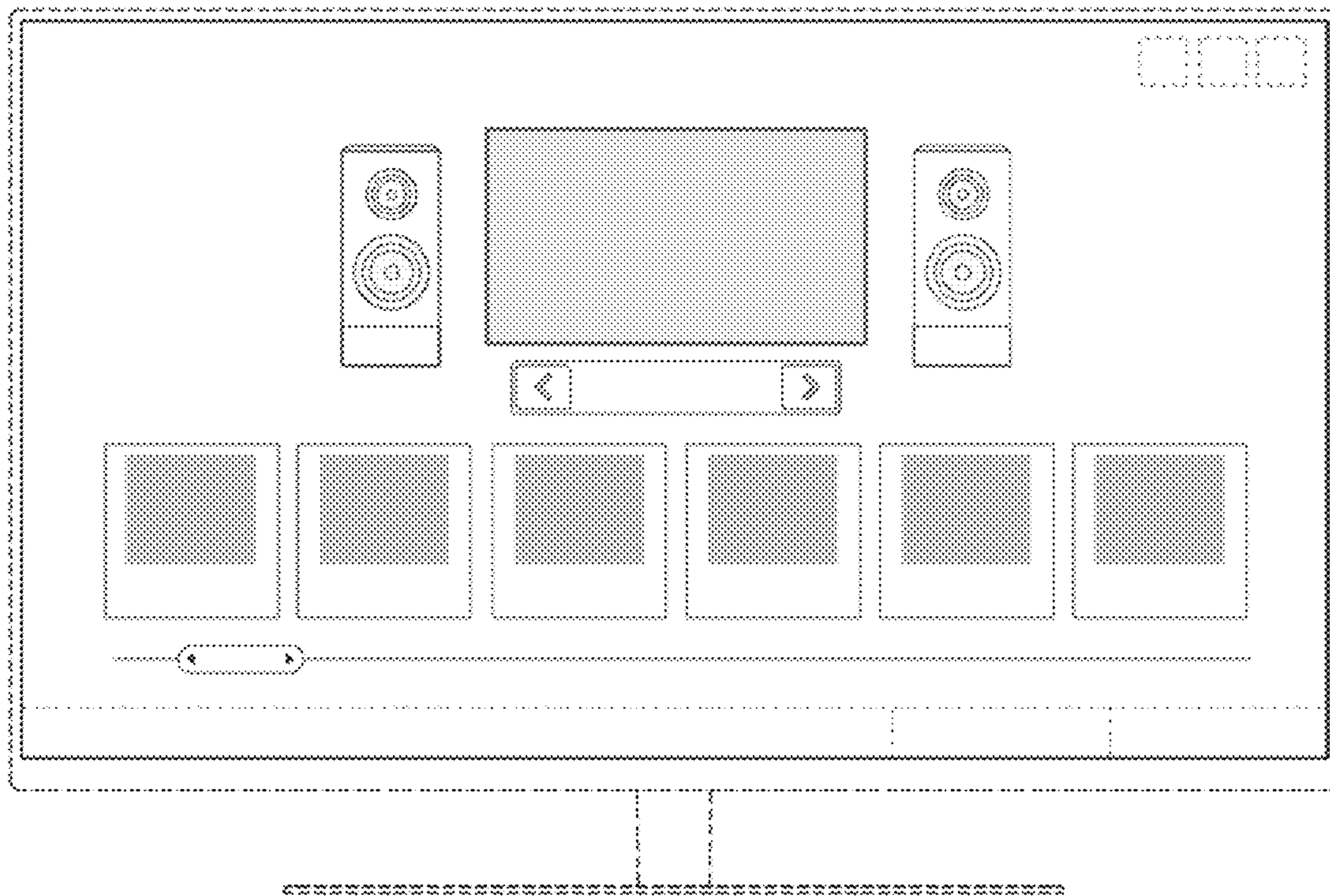


FIG. 3

