



US00D718323S

(12) **United States Design Patent**  
**Hwang et al.**

(10) **Patent No.:** **US D718,323 S**

(45) **Date of Patent:** **\*\* Nov. 25, 2014**

(54) **REFRIGERATOR WITH GRAPHICAL USER INTERFACE**

(75) Inventors: **Kyungeun Hwang**, Seoul (KR);  
**Sooyoung Yang**, Seoul (KR)

(73) Assignee: **LG Electronics Inc.**, Seoul (KR)

(\*\*) Term: **14 Years**

(21) Appl. No.: **29/426,019**

(22) Filed: **Jun. 29, 2012**

(30) **Foreign Application Priority Data**

Jan. 4, 2012 (KR) ..... 30-2012-0000457

(51) **LOC (10) Cl.** ..... **14-04**

(52) **U.S. Cl.**  
USPC ..... **D14/486**

(58) **Field of Classification Search**  
USPC ..... D14/485-495; 715/700, 779, 810, 821,  
715/825, 828, 834, 835, 836, 837, 838, 839,  
715/840, 846, 847, 861, 864, 964, 976, 977  
See application file for complete search history.

(56) **References Cited**

**U.S. PATENT DOCUMENTS**

D396,224 S \* 7/1998 Ryan ..... D14/488  
D573,152 S \* 7/2008 Jasinski ..... D14/485  
7,439,991 B1 \* 10/2008 Taima et al. .... 345/670

D618,698 S \* 6/2010 Kang et al. .... D14/486  
D625,320 S \* 10/2010 Woods et al. .... D14/486  
D640,267 S \* 6/2011 Jones et al. .... D14/486  
D640,710 S \* 6/2011 Brouwers et al. .... D14/486  
D662,107 S \* 6/2012 Lee et al. .... D14/486  
D673,165 S \* 12/2012 Ospina Gonzalez ..... D14/486  
D686,634 S \* 7/2013 Malasani et al. .... D14/486  
D688,688 S \* 8/2013 Yang et al. .... D14/486  
D696,679 S \* 12/2013 Bae et al. .... D14/486  
2010/0100844 A1 \* 4/2010 Narahashi et al. .... 715/810

\* cited by examiner

*Primary Examiner* — Angela J Lee

(74) *Attorney, Agent, or Firm* — Morgan, Lewis & Bockius LLP

(57) **CLAIM**

The ornamental design for a refrigerator with graphical user interface, as shown and described.

**DESCRIPTION**

FIG. 1 is a front, right side, perspective view of a refrigerator with graphical user interface showing our new design; FIG. 2 is a front view thereof; and, FIG. 3 is an enlarged front view thereof, shown without the broken line structure for ease of illustration of the graphical user interface.

The broken lines shown in the drawings represent portions of the refrigerator with graphical user interface that form no part of the claimed design.

**1 Claim, 3 Drawing Sheets**




FIG. 1

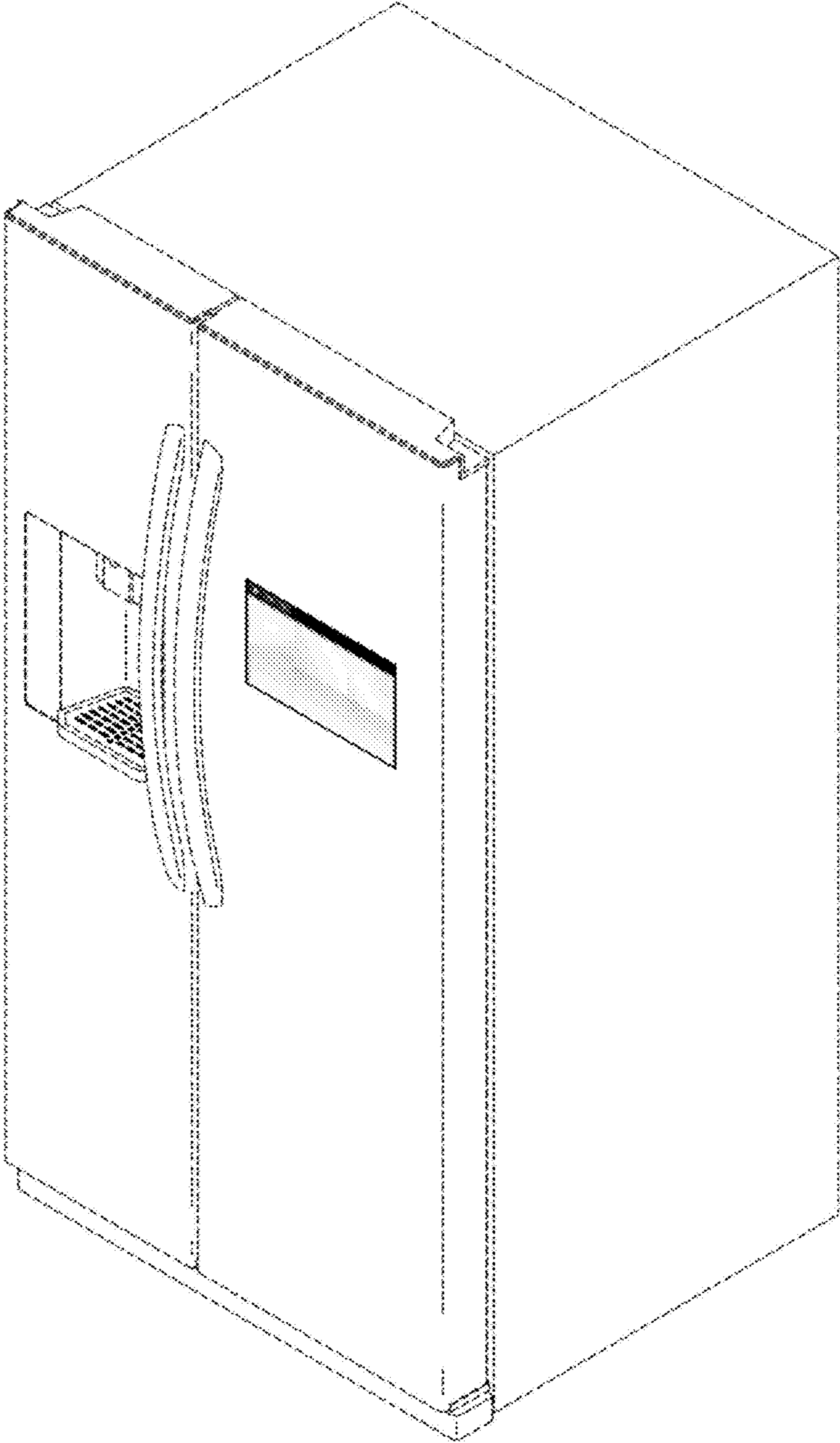


FIG. 2

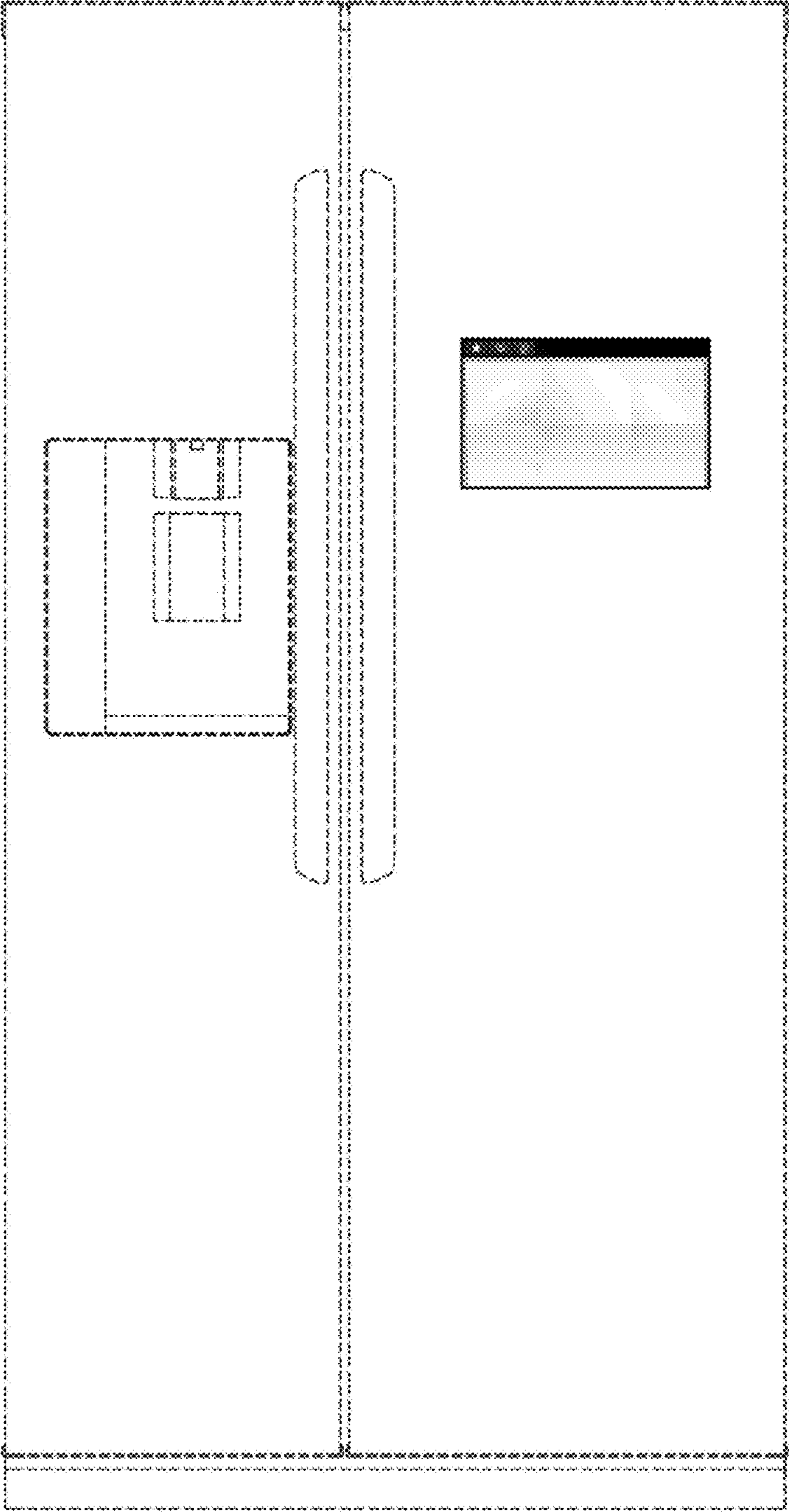


FIG. 3

