

US00D718316S

(12) **United States Design Patent**  
**Veltz et al.**

(10) **Patent No.:** **US D718,316 S**

(45) **Date of Patent:** **\*\* Nov. 25, 2014**

(54) **PROTECTIVE CASE FOR PHONES, PDAS  
AND OTHER PORTABLE ELECTRONIC  
DEVICES**

(75) Inventors: **Jason David Veltz**, San Diego, CA (US);  
**Steven Armstrong**, San Juan Capistrano,  
CA (US)

(73) Assignee: **Urban Armor Gear LLC**, Laguna  
Niguel, CA (US)

(\*\*) Term: **14 Years**

(21) Appl. No.: **29/420,296**

(22) Filed: **May 7, 2012**

(51) **LOC (10) Cl.** ..... **14-02**

(52) **U.S. Cl.**  
USPC ..... **D14/440**

(58) **Field of Classification Search**  
USPC ..... D14/250, 251, 253, 240, 217, 496, 440,  
D14/203.3, 203.4, 203.5, 203.8, 341, 318;  
D3/218, 215, 201; 220/4.02;  
248/309.1; 361/679.56; 379/426,  
379/433.11, 455; 455/575.1, 575.8;  
190/100; 206/305, 320; D21/469  
See application file for complete search history.

(56) **References Cited**

**U.S. PATENT DOCUMENTS**

D397,246 S \* 8/1998 Hoofnagle et al. .... D3/201  
D448,761 S \* 10/2001 Powell ..... D14/250

D448,762 S \* 10/2001 Powell ..... D14/250  
D451,094 S \* 11/2001 Powell ..... D14/250  
D641,756 S \* 7/2011 Hsieh et al. .... D14/440  
D643,029 S \* 8/2011 Feng ..... D14/250  
D668,660 S \* 10/2012 Norfolk ..... D14/440  
D677,249 S \* 3/2013 Li et al. .... D14/250  
D678,293 S \* 3/2013 Meehan ..... D14/440  
D687,427 S \* 8/2013 Peterson ..... D14/250

\* cited by examiner

*Primary Examiner* — Cynthia Underwood

(74) *Attorney, Agent, or Firm* — Baker & Hostetler LLP

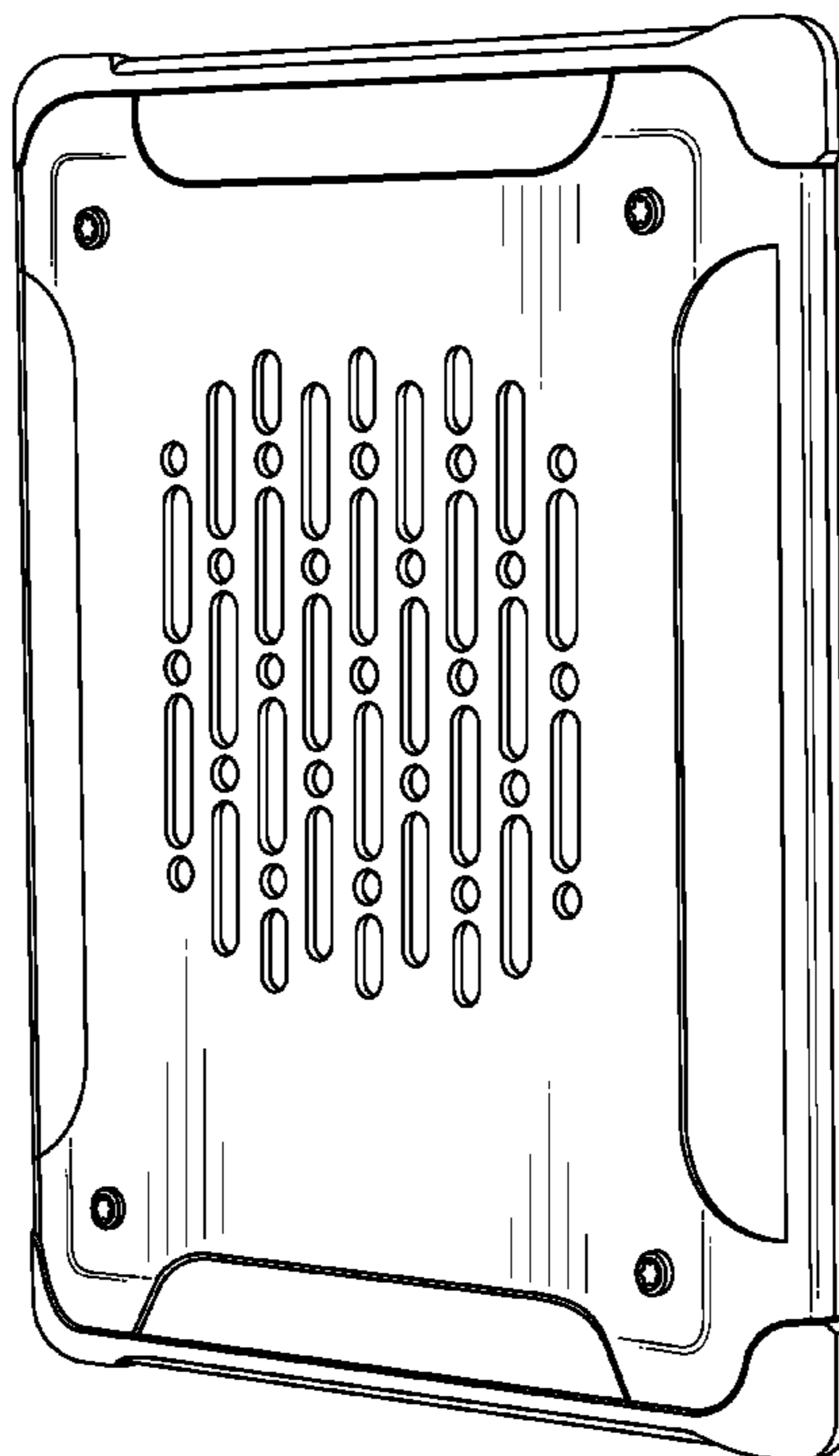
(57) **CLAIM**

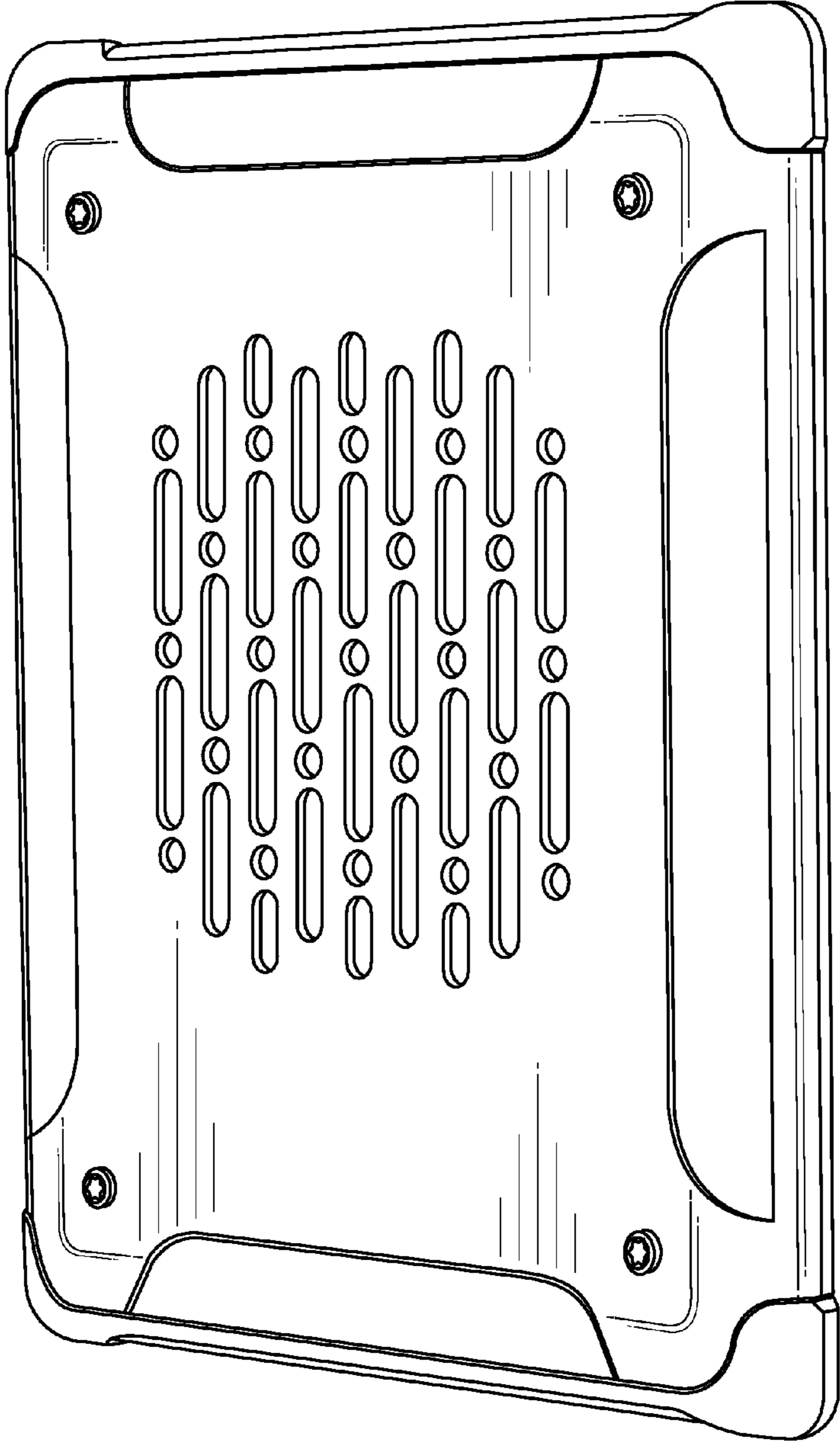
The ornamental design for a protective case for phones, PDAs and other portable electronic devices, as shown and described.

**DESCRIPTION**

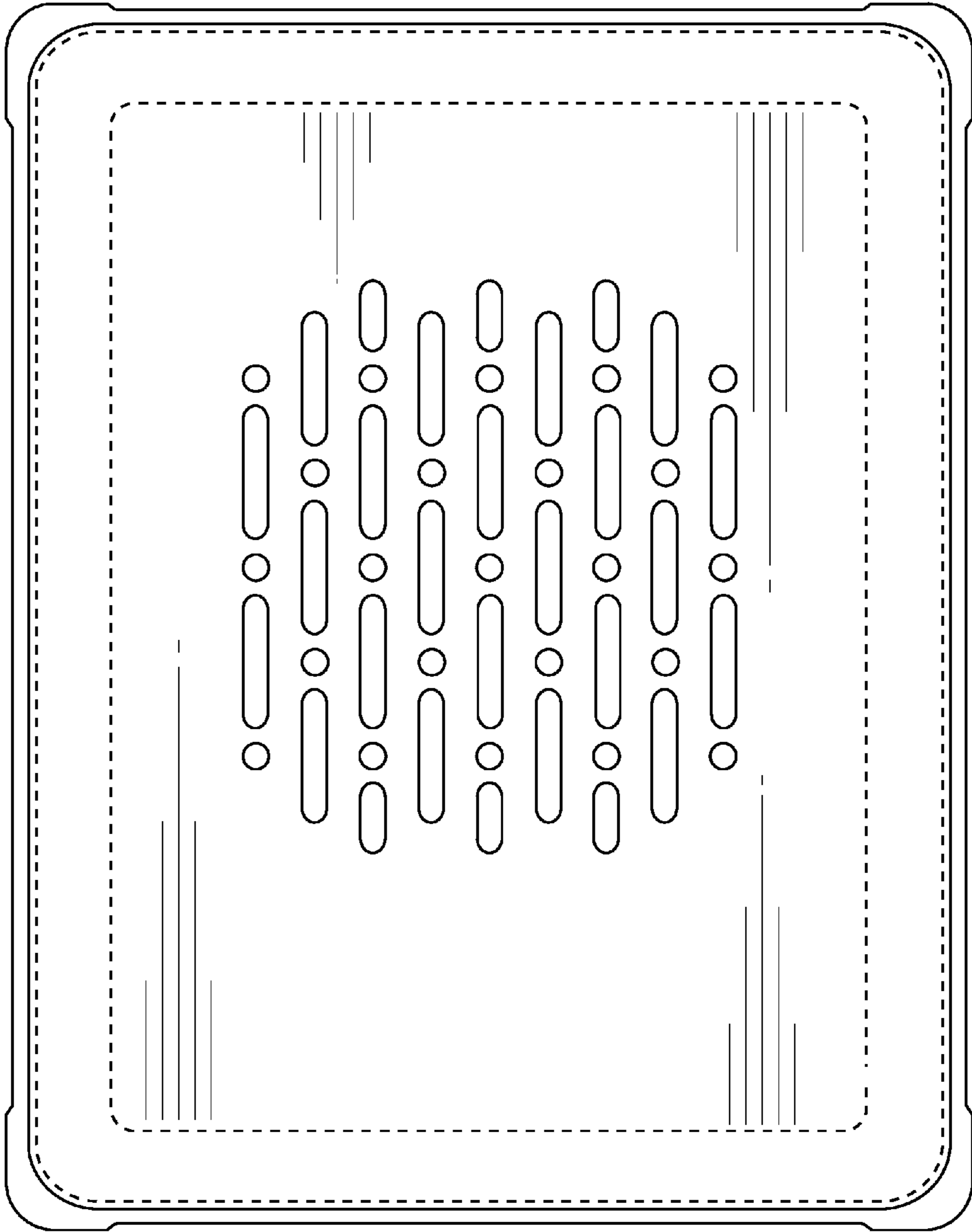
FIG. 1 is a rear perspective view of a protective case for phones, PDAs and other portable electronic devices.  
FIG. 2 is a front elevation view thereof.  
FIG. 3 is a rear elevation view thereof.  
FIG. 4 is a left side view thereof.  
FIG. 5 is a right side view thereof.  
FIG. 6 is an upper end view thereof; and,  
FIG. 7 is a lower end view thereof.  
The broken lines are included for illustrative purposes only and form no part of the claim. The boundary line represents the boundary of the claim and forms no part of the claim.

**1 Claim, 6 Drawing Sheets**

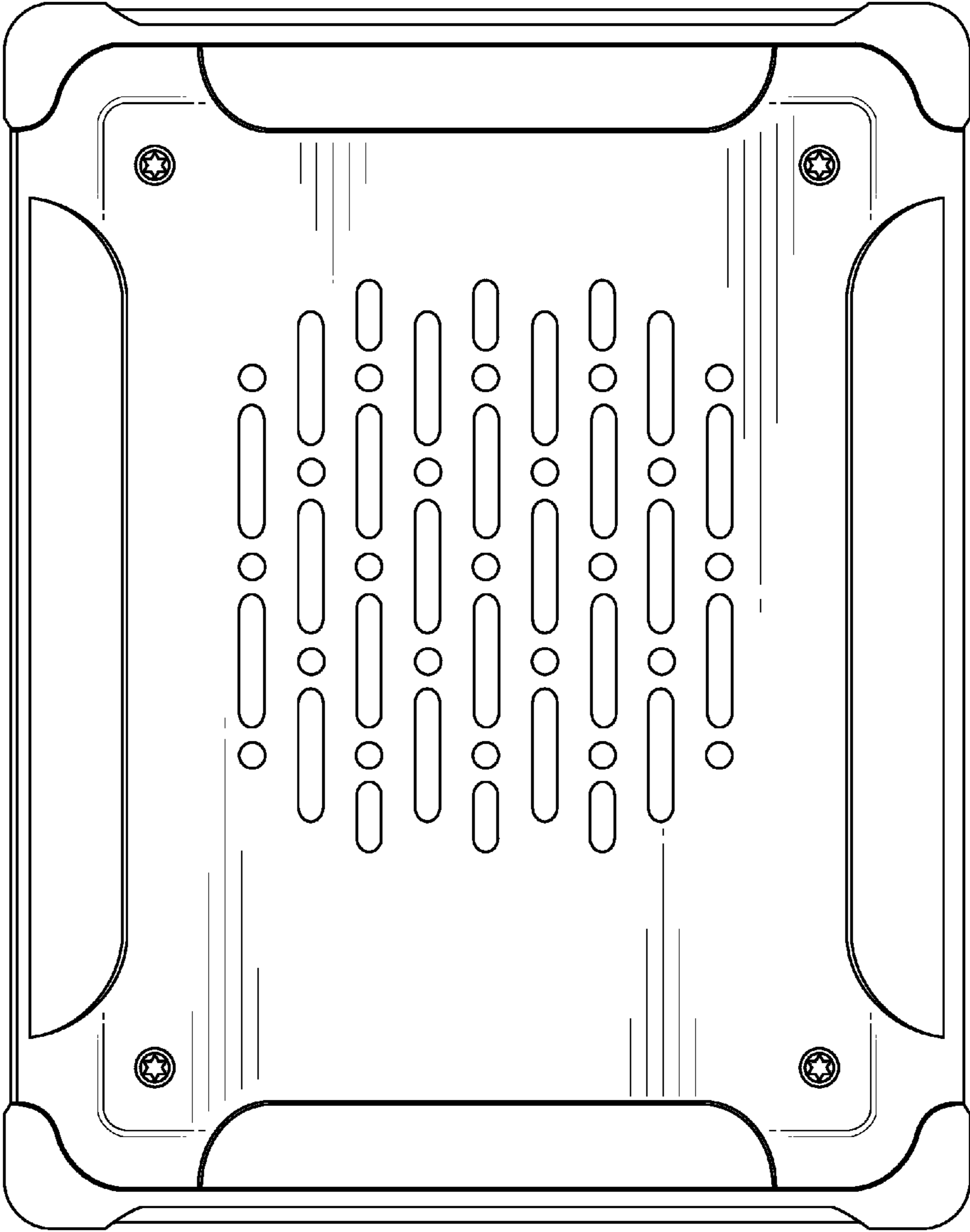





**FIG. 1**



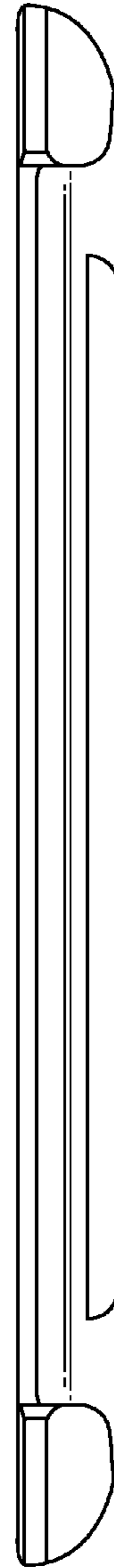
**FIG. 2**



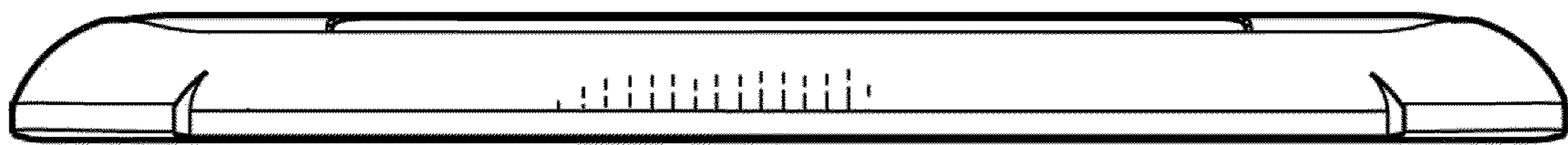
**FIG. 3**



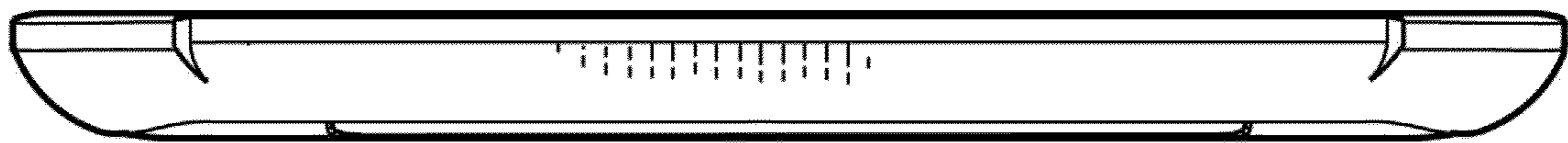
**FIG. 4**



**FIG. 5**



*Fig. 6*



*Fig. 7*