



US00D718306S

(12) **United States Design Patent**
Mehin et al.

(10) **Patent No.:** **US D718,306 S**

(45) **Date of Patent:** **** Nov. 25, 2014**

- (54) **POWER MODULE**
- (71) Applicant: **Recon Instruments Inc.**, Vancouver (CA)
- (72) Inventors: **Afshin Frederick Mehin**, North Vancouver (CA); **Raymond C. M. Leung**, Vancouver (CA); **Hamid Abdollahi**, Vancouver (CA)
- (73) Assignee: **Recon Instruments Inc.**, Vancouver (CA)
- (**) Term: **14 Years**
- (21) Appl. No.: **29/472,181**
- (22) Filed: **Nov. 8, 2013**
- (30) **Foreign Application Priority Data**

- May 10, 2013 (CA) 151094
- (51) **LOC (10) Cl.** **14-02**
- (52) **U.S. Cl.**
USPC **D14/372**
- (58) **Field of Classification Search**
CPC G02B 27/017; G02B 27/0158; G02B 27/0161; G02B 27/0181; G02B 27/0185; G02B 27/0189
USPC D14/372, 496, 432, 371, 125, 126, 129, D14/299; D16/300-342; 351/158, 153, 144; 345/7-9, 905; 455/344; 348/115, 53, 348/121, 739
See application file for complete search history.

- (56) **References Cited**
U.S. PATENT DOCUMENTS
D338,514 S 8/1993 Holmes
5,486,841 A 1/1996 Hara et al.
D370,909 S 6/1996 Oikawa et al.

- D380,482 S 7/1997 Shimasaki et al.
- D439,265 S 3/2001 Hayashi
- D444,155 S 6/2001 Morooka et al.
- D517,066 S 3/2006 Travers et al.
- D537,078 S * 2/2007 Tanaka et al. D14/372
- D559,250 S * 1/2008 Pombo D14/372
- D571,366 S 6/2008 Lee et al.
- D579,014 S * 10/2008 Travers et al. D14/372
- D609,236 S * 2/2010 Matsumoto et al. D14/372
- D640,256 S 6/2011 So
- D645,862 S 9/2011 Paul
- D659,136 S * 5/2012 Matsumoto D14/372
- D659,137 S * 5/2012 Matsumoto D14/372
- D669,471 S 10/2012 Hwang et al.
- D682,267 S * 5/2013 Mase D14/372
- D682,268 S * 5/2013 Ricks et al. D14/372
- D704,705 S * 5/2014 Mehin et al. D14/372
- D706,780 S * 6/2014 Abdollahi et al. D14/372

OTHER PUBLICATIONS

Notice of Allowance dated Jan. 6, 2014 received in related U.S. Appl. No. 29/472,179.

* cited by examiner

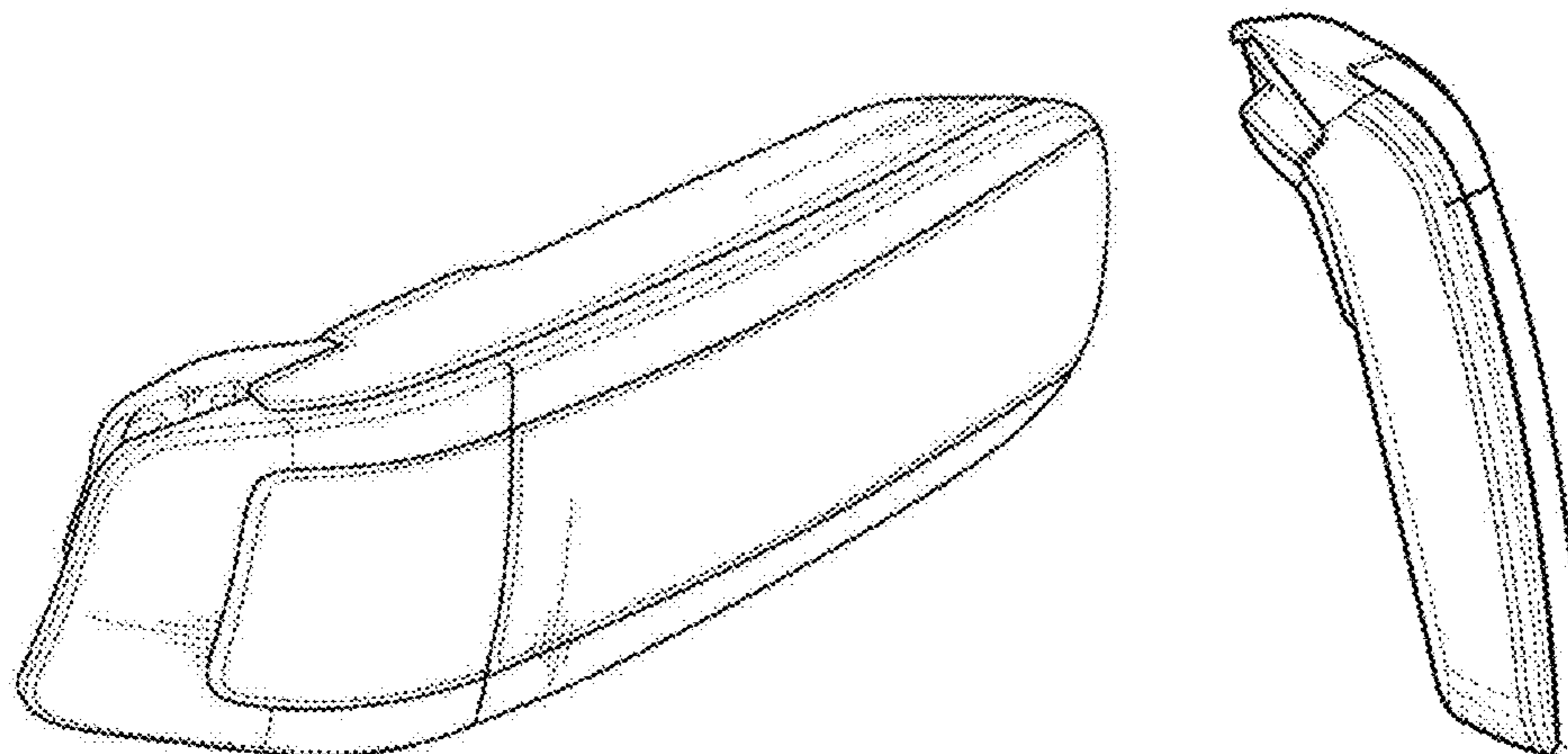
Primary Examiner — Austin Murphy
(74) *Attorney, Agent, or Firm* — Richard A. Johnson; Borden Ladner Gervais LLP

(57) **CLAIM**
The ornamental design for a power module, as shown and described.

DESCRIPTION

FIG. 1 is a perspective view of a power module;
FIG. 2 is a top view thereof;
FIG. 3 is a front view thereof;
FIG. 4 is a rear view thereof;
FIG. 5 is a bottom view thereof;
FIG. 6 is a left side view thereof; and,
FIG. 7 is a right side view thereof.

1 Claim, 2 Drawing Sheets



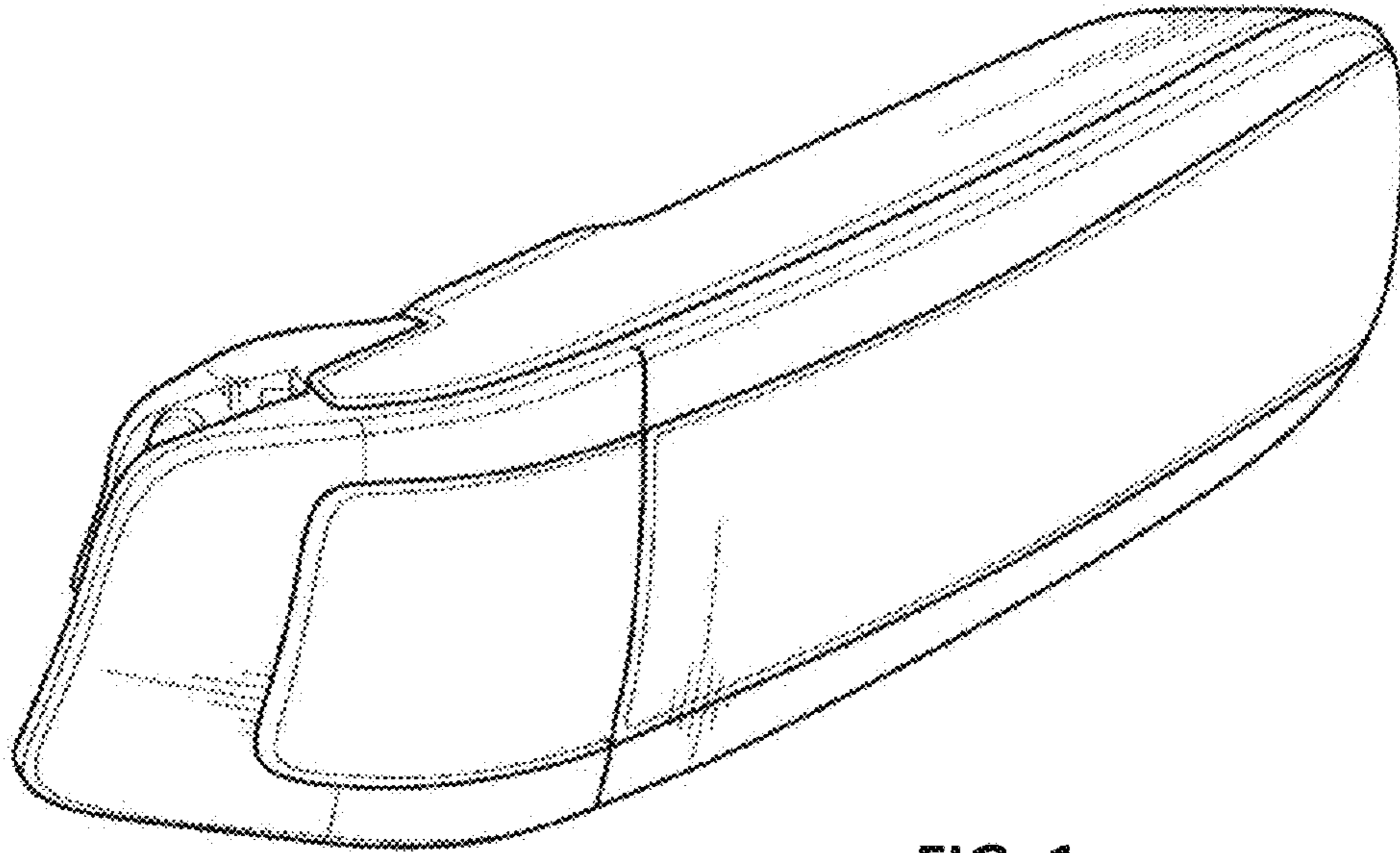


FIG. 1

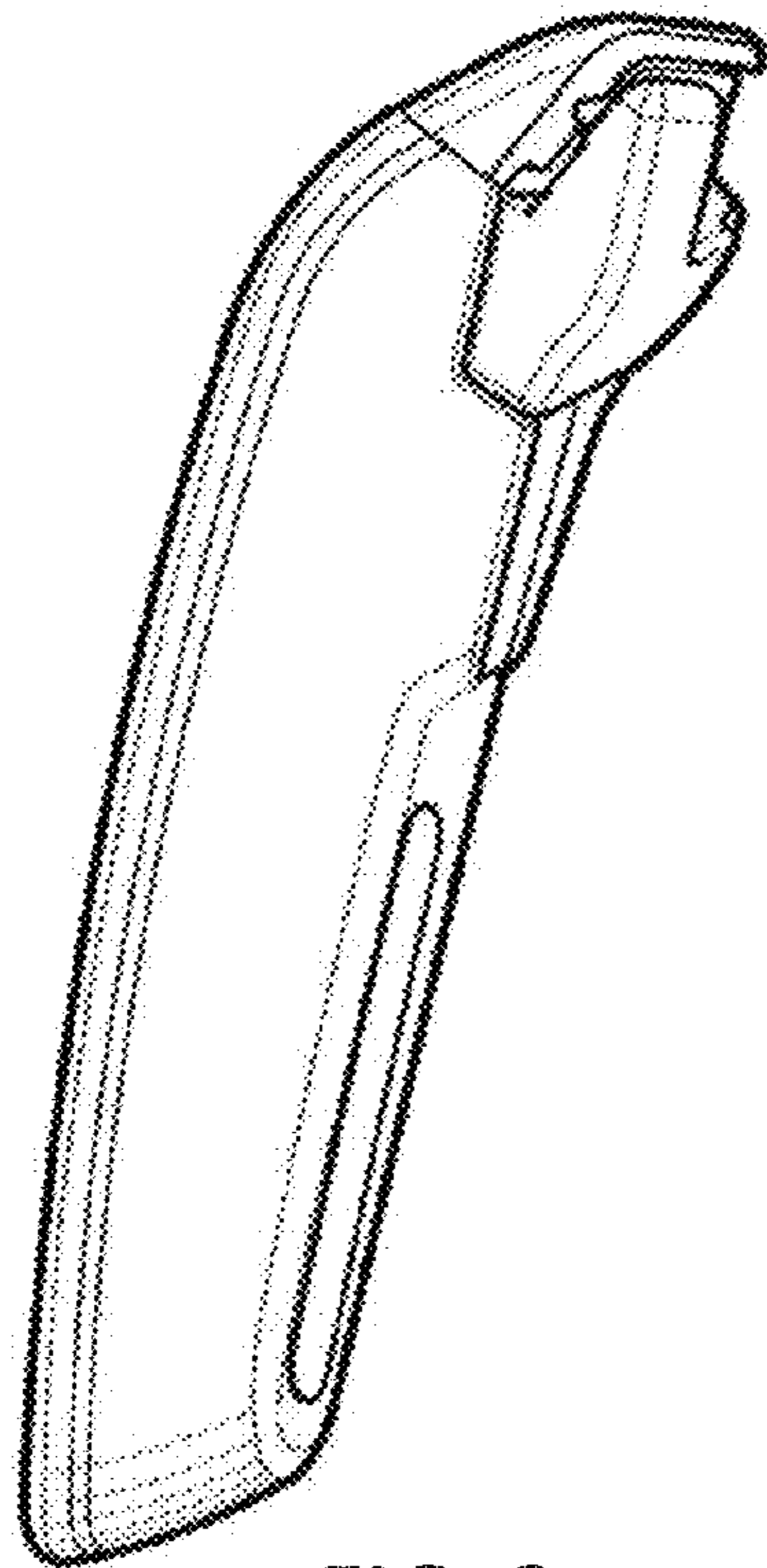


FIG. 2

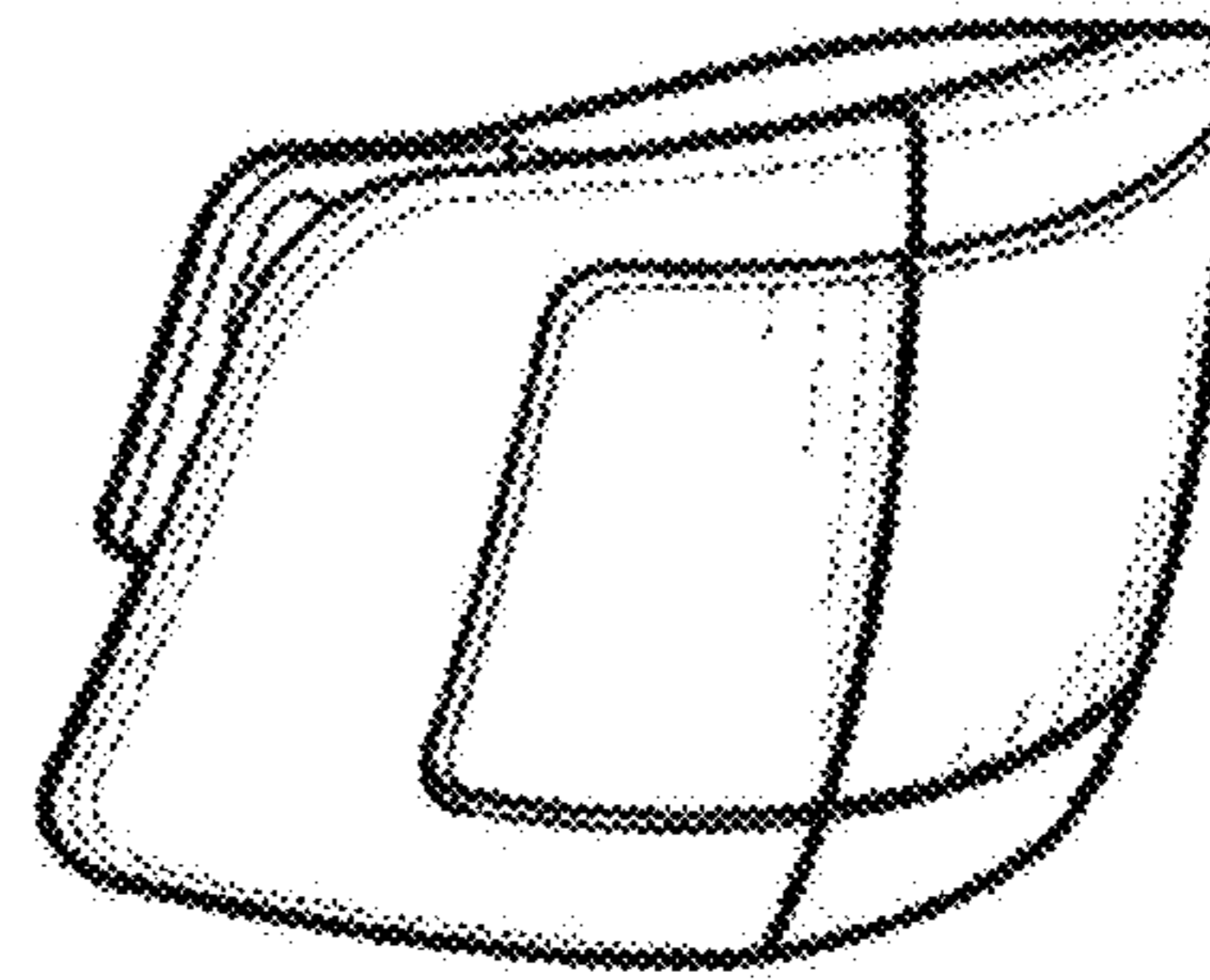


FIG. 3

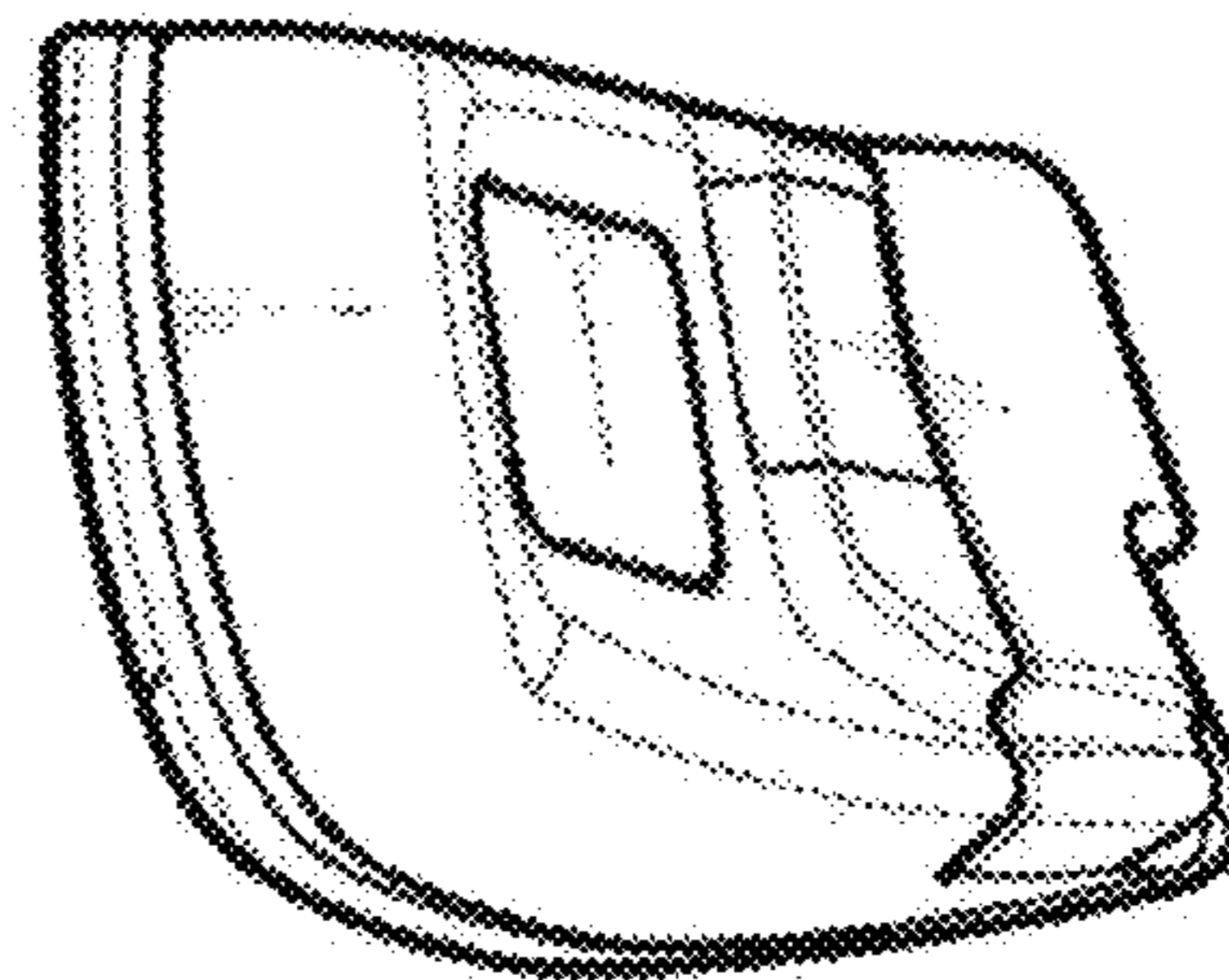


FIG. 4




FIG. 5




FIG. 6

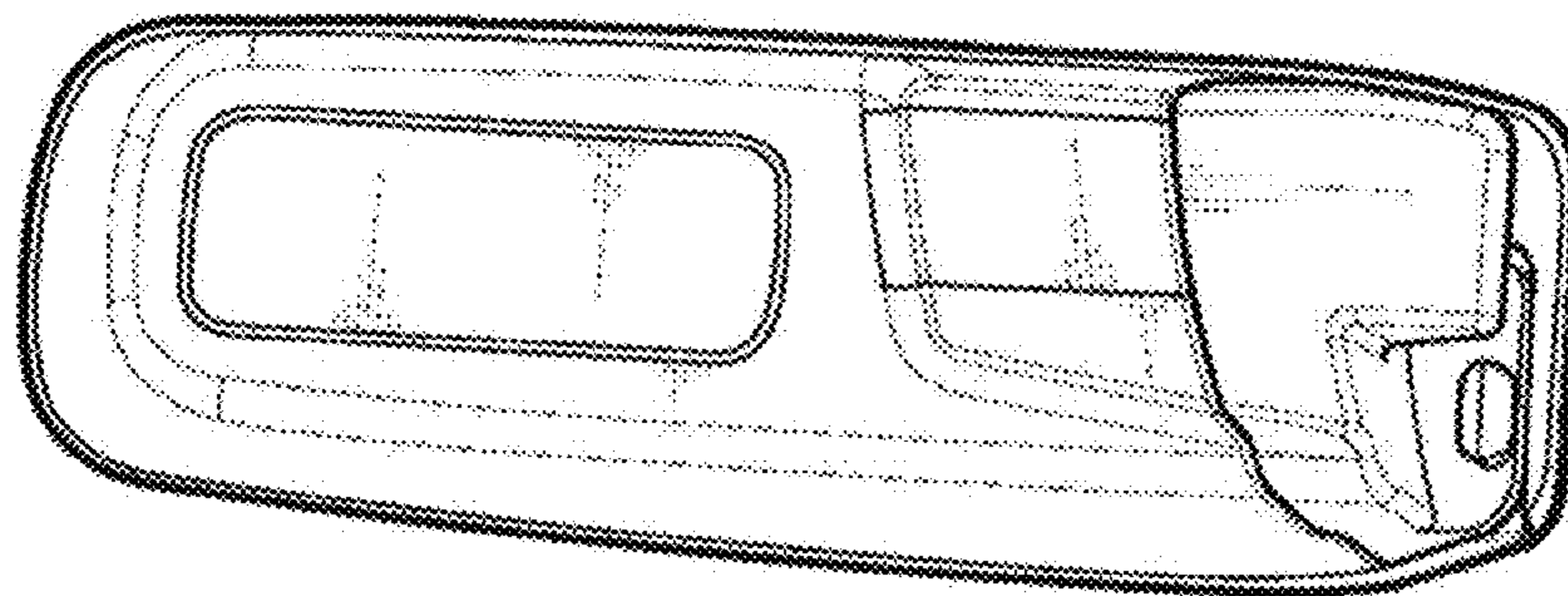


FIG. 7