



US00D718302S

(12) **United States Design Patent**
Lee et al.

(10) **Patent No.:** **US D718,302 S**
(45) **Date of Patent:** **** Nov. 25, 2014**

(54) **CONVERTIBLE COMPUTER**

(71) Applicant: **LG Electronics Inc.**, Seoul (KR)

(72) Inventors: **Heechang Lee**, Seoul (KR); **Byungmu Huh**, Seoul (KR); **Taejin Lee**, Seoul (KR)

(73) Assignee: **LG Electronics Inc.**, Seoul (KR)

(**) Term: **14 Years**

(21) Appl. No.: **29/452,497**

(22) Filed: **Apr. 17, 2013**

(30) **Foreign Application Priority Data**

Oct. 25, 2012 (KR) 30-2012-0050720

(51) **LOC (10) Cl.** **14-02**

(52) **U.S. Cl.**
USPC **D14/316**

(58) **Field of Classification Search**

USPC D14/315-327, 331; D18/1, 2, 7, 11;
235/145 A, 145 R; 341/22, 23; 345/104,
345/156, 168, 169, 173; 361/679.06,
361/679.08, 679.09, 679.11, 679.26, 679.27
See application file for complete search history.

(56) **References Cited**

U.S. PATENT DOCUMENTS

5,900,848 A * 5/1999 Haneda et al. 345/1.1
6,714,403 B2 * 3/2004 Furuki et al. 361/679.09

D649,543 S * 11/2011 Tseng et al. D14/315
8,195,255 B2 * 6/2012 Cho et al. 455/575.4
8,199,478 B2 * 6/2012 Liang et al. 361/679.3
2005/0063145 A1 * 3/2005 Homer et al. 361/683
2005/0128695 A1 * 6/2005 Han 361/683

OTHER PUBLICATIONS

Product Exhibition during 2012 Korea Electronics Show (KES), Oct. 9, 2012, see pp. 23 and 24 printed from http://social.lge.co.kr/lg_story/tv_blog/kes_2012.

* cited by examiner

Primary Examiner — Freda S Nunn

(74) *Attorney, Agent, or Firm* — Morgan, Lewis & Bockius LLP

(57) **CLAIM**

The ornamental design for a convertible computer, as shown and described.

DESCRIPTION

FIG. 1 is a front, right side, perspective view of a convertible computer showing our new design;
FIG. 2 is a front view thereof;
FIG. 3 is a rear view thereof;
FIG. 4 is a left side view thereof;
FIG. 5 is a right side view thereof;
FIG. 6 is a top view thereof;
FIG. 7 is a bottom view thereof; and,
FIG. 8 is a perspective view thereof shown opened.

1 Claim, 4 Drawing Sheets

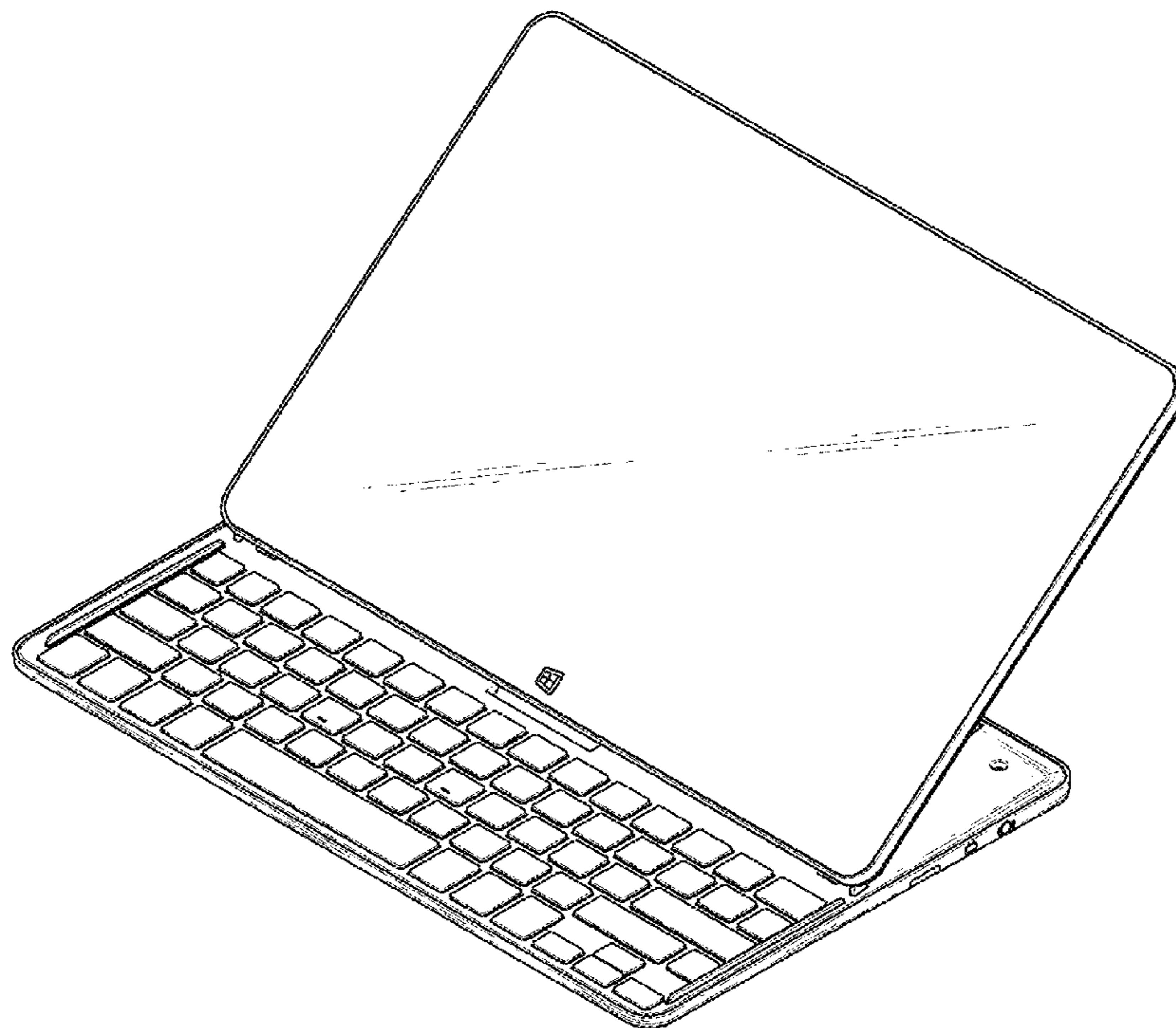


FIG. 1

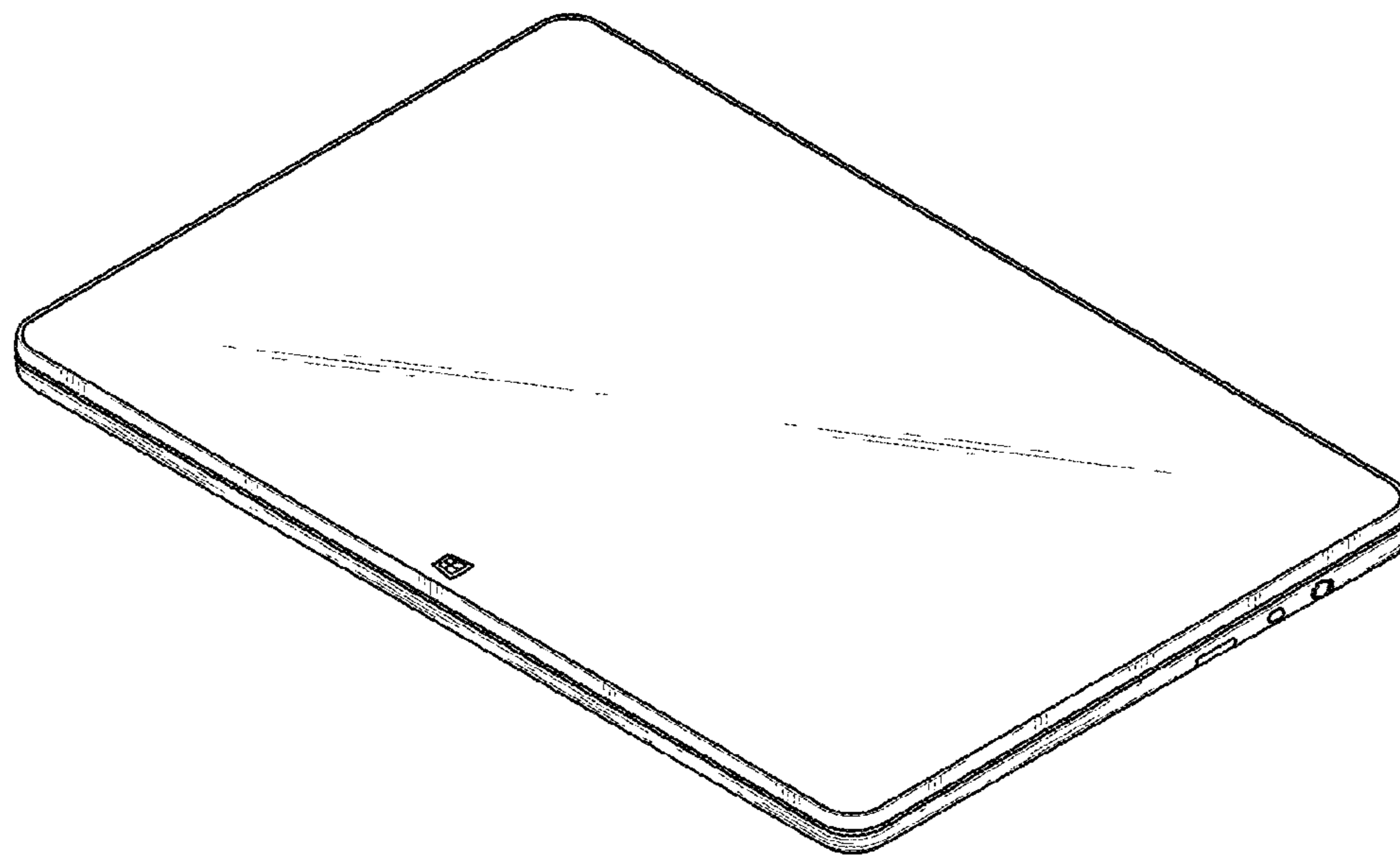


FIG. 2

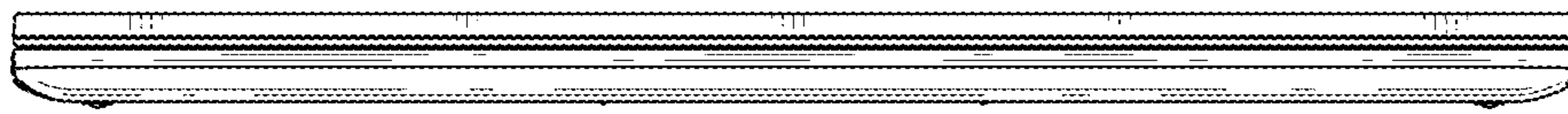


FIG. 3




FIG. 4




FIG. 5



FIG. 6

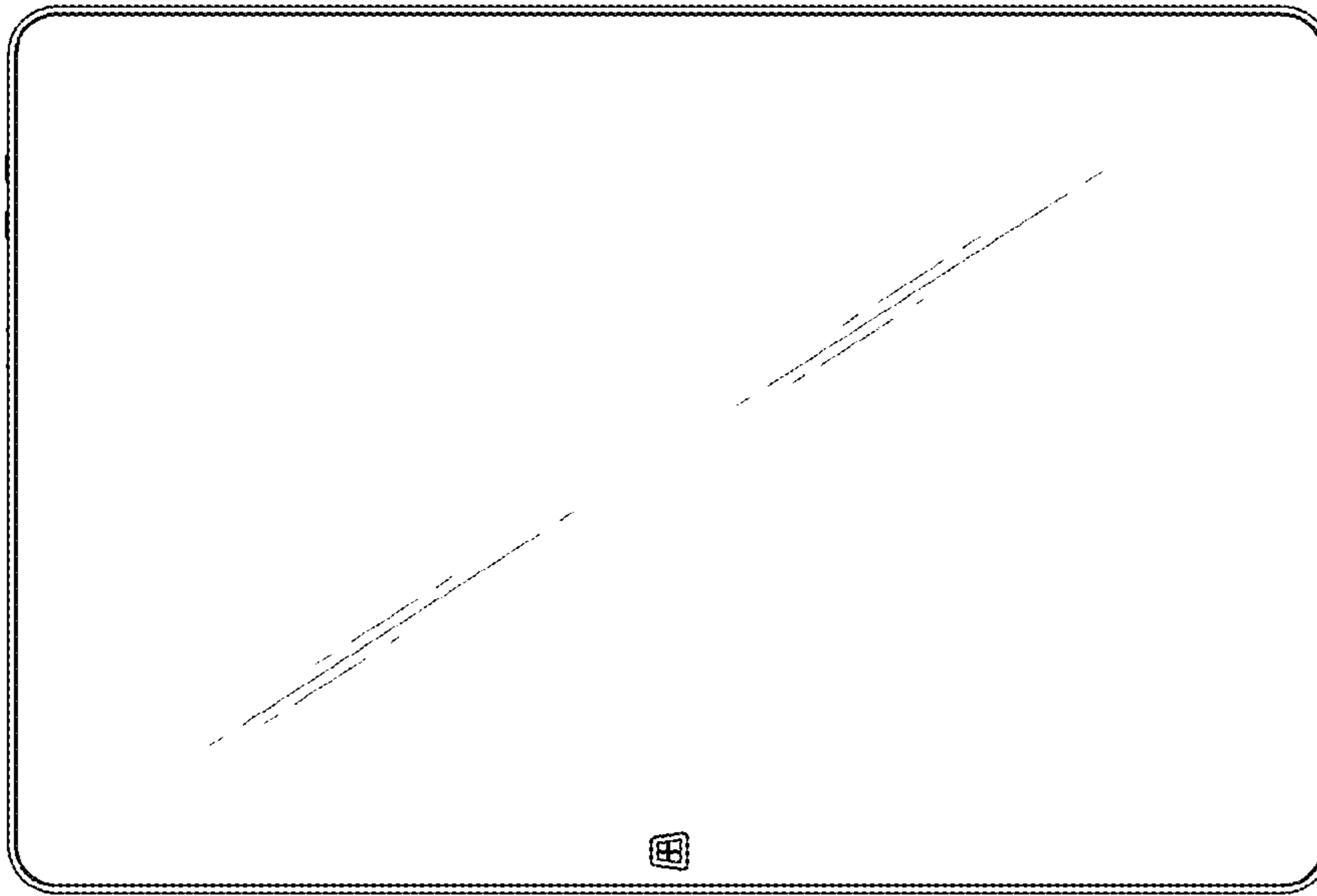


FIG. 7

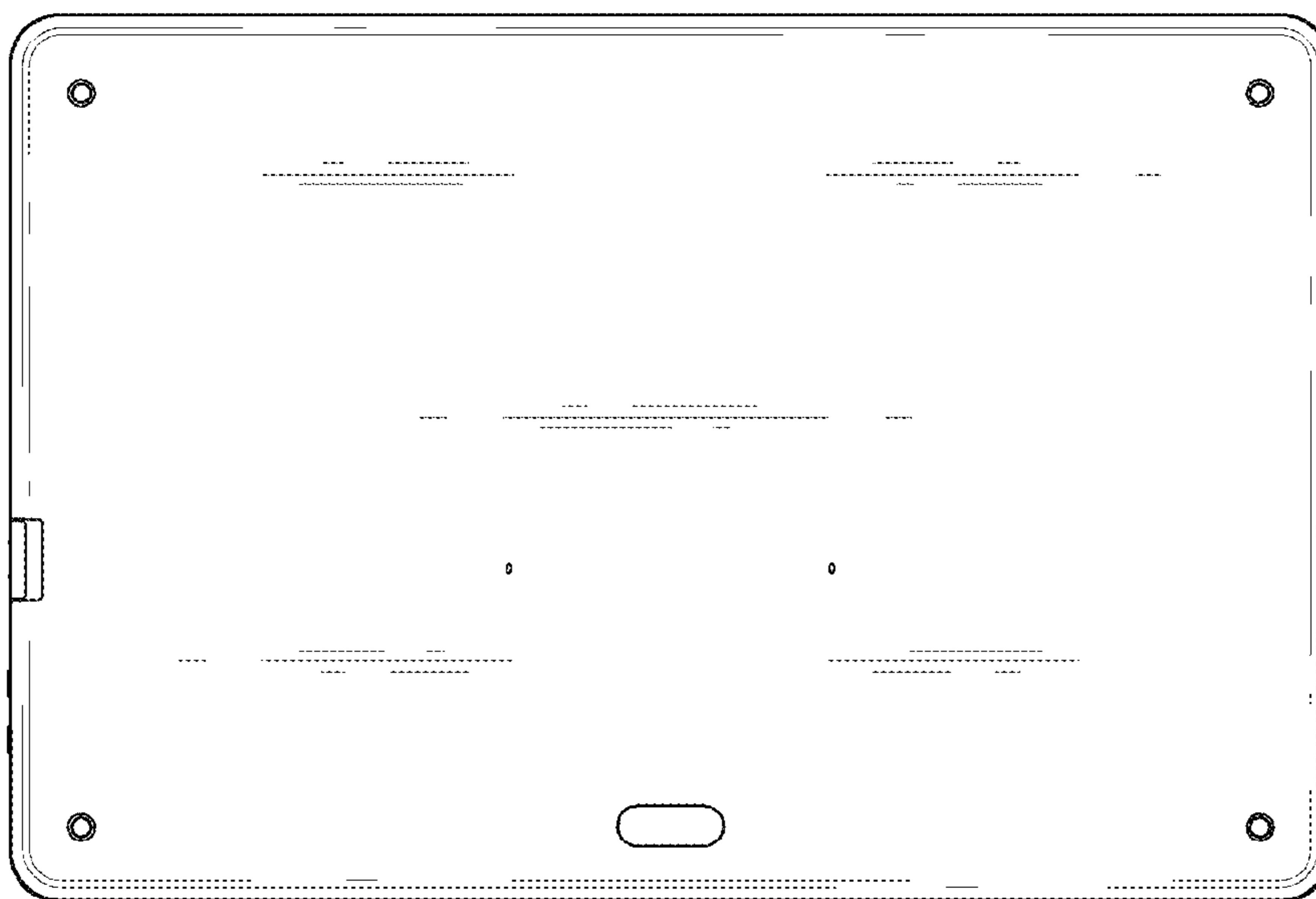


FIG. 8

