



US00D718294S

(12) **United States Design Patent**
Barfoot et al.

(10) **Patent No.:** **US D718,294 S**

(45) **Date of Patent:** **** Nov. 25, 2014**

(54) **CASE FOR A SMART PHONE**

D419,767 S 2/2000 Richardson
D419,768 S 2/2000 Richardson
D422,787 S 4/2000 Feng

(71) Applicant: **Magpul Industries Corporation**, Erie, CO (US)

(Continued)

(72) Inventors: **Grady Barfoot**, Denver, CO (US);
Richard Fitzpatrick, Longmont, CO (US); **Michael T. Mayberry**, Denver, CO (US); **Nick Kielsmeier**, Thornton, CO (US); **Yehezkel Eitan**, Fort Lupton, CO (US); **Tim Roberts**, Erie, CO (US)

OTHER PUBLICATIONS

Case-mate CM011706 Medley Cover for iPhone 4, <URL:http://www.daydeal.com/product.php?productid=46501&cat=4974>,retrieved from internet Nov. 4, 2010.

(Continued)

(73) Assignee: **Magpul Industries Corporation**, Erie, CO (US)

Primary Examiner — Deanna L Pratt

Assistant Examiner — Lilyana Bekic

(74) *Attorney, Agent, or Firm* — Swanson & Bratschun, L.L.C.

(**) Term: **14 Years**

(57) **CLAIM**

(21) Appl. No.: **29/452,374**

The ornamental design for a case for a smart phone, as shown and described.

(22) Filed: **Apr. 16, 2013**

DESCRIPTION

(51) **LOC (10) Cl.** **14-03**

(52) **U.S. Cl.**

USPC **D14/250**

(58) **Field of Classification Search**

USPC D14/250, 138 AA, 138 AB, 138 AD, D14/138 G, 217, 238.1, 248, 251–253, 346, D14/356, 440, 496, 203.5, 203.8; D13/103, D13/107, 108; D3/201, 218, 247, 269, 273, D3/301, 303; 455/575.1, 575.8; 206/305, 206/320, 251, 45.2

See application file for complete search history.

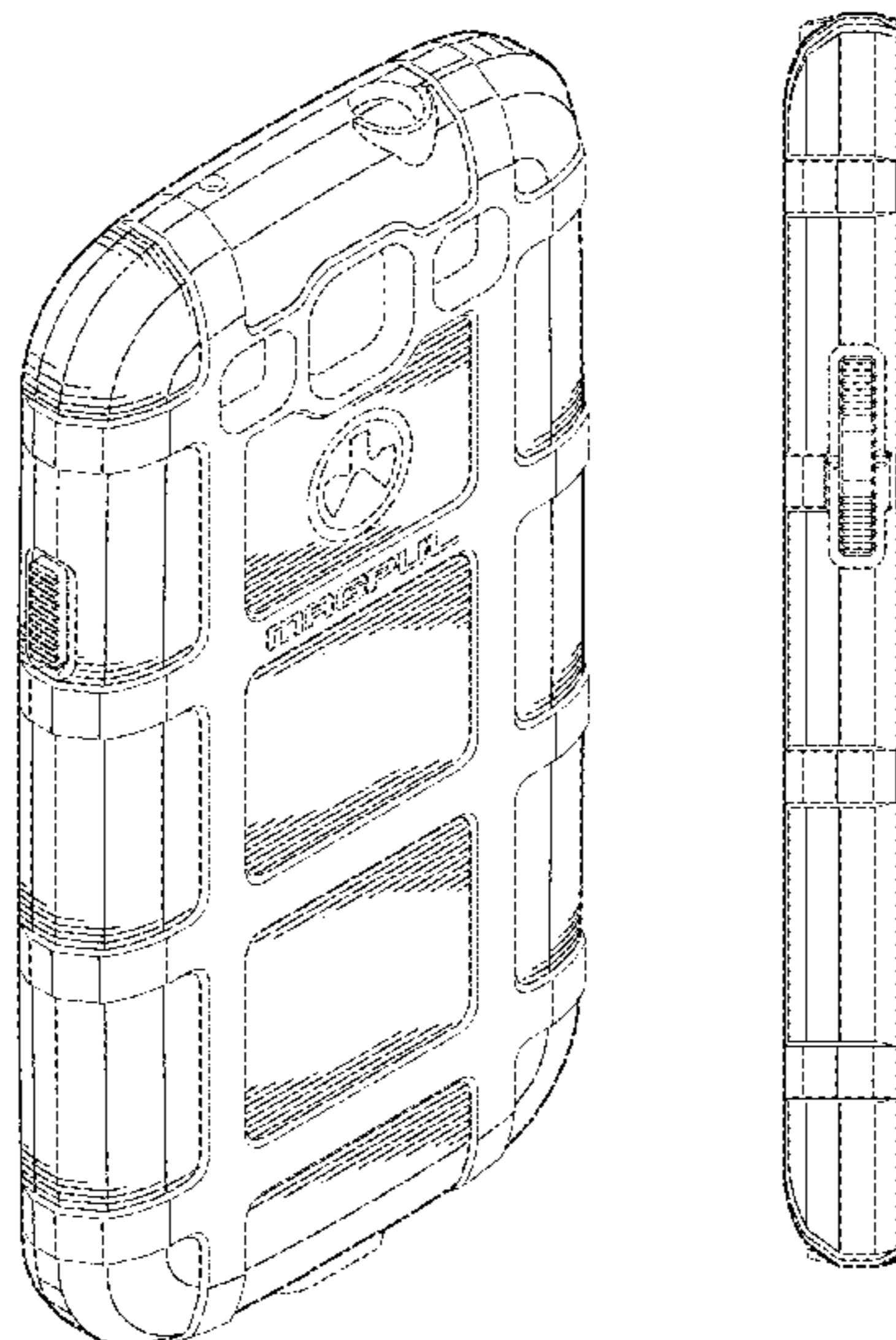
FIG. 1 is a rear, top, right perspective view of a case for a smart phone showing our new design; FIG. 2 is a rear, top, left perspective view of the case of FIG. 1; FIG. 3 is a front, top, left perspective view of the case of FIG. 1; FIG. 4 is a front elevation view of the case of FIG. 1; FIG. 5 is a rear elevation view of the case of FIG. 1; FIG. 6 is a top plan view of the case of FIG. 1; FIG. 7 is a bottom plan view of the case of FIG. 1; FIG. 8 is a left side elevation view of the case of FIG. 1; and, FIG. 9 is a right side elevation view of the case of FIG. 1. The broken lines immediately adjacent the claimed surfaces represent a boundary of the claimed design. All other broken lines illustrate portions of the case for a smart phone which form no part of the claimed design. The broken lines and unshaded surfaces bound by broken lines form no part of the claimed design.

(56) **References Cited**

U.S. PATENT DOCUMENTS

D150,654 S 8/1948 Raphaels
5,360,108 A 11/1994 Alagia
D382,111 S 8/1997 Bardus
D419,297 S 1/2000 Richardson

1 Claim, 7 Drawing Sheets



(56)

References Cited

U.S. PATENT DOCUMENTS

D455,746 S 4/2002 Ronzani
 D514,123 S 1/2006 Naruki
 D516,309 S 3/2006 Richardson
 D516,807 S 3/2006 Richardson
 D524,046 S 7/2006 Pangerc
 7,158,376 B2 1/2007 Richardson
 D553,352 S 10/2007 Allen
 D556,681 S 12/2007 Kim
 D575,056 S 8/2008 Tan
 D581,421 S 11/2008 Richardson
 D592,646 S 5/2009 Sun
 D600,303 S * 9/2009 Fitzpatrick et al. D22/108
 D602,894 S 10/2009 Lepoultier
 D606,531 S 12/2009 Ferrari
 D606,533 S * 12/2009 de Jong et al. D14/250
 D606,986 S * 12/2009 de Jong et al. D14/250
 D607,444 S 1/2010 Ferrari
 D607,445 S * 1/2010 Ferrari et al. D14/250
 D615,078 S 5/2010 Bradley
 D615,536 S 5/2010 Richardson
 D619,574 S 7/2010 Richardson
 D622,716 S 8/2010 Andre
 D623,180 S 9/2010 Diebel
 D623,640 S 9/2010 Freeman
 D625,698 S 10/2010 Miyazaki
 D626,540 S 11/2010 Brown
 D627,770 S * 11/2010 Ferrari et al. D14/250
 7,859,222 B2 12/2010 Woud
 D633,164 S 2/2011 Fitzpatrick
 D633,589 S 3/2011 Fitzpatrick
 D634,313 S 3/2011 Fitzpatrick
 D635,555 S 4/2011 Giles
 D637,592 S 5/2011 Magness
 D638,006 S 5/2011 Chang
 D638,007 S 5/2011 Chang
 D638,830 S 5/2011 Magness
 D643,029 S 8/2011 Feng
 D643,433 S 8/2011 Hsieh
 D650,371 S 12/2011 Wibby
 D651,203 S 12/2011 Michie
 D654,483 S * 2/2012 Richardson et al. D14/250

D655,281 S 3/2012 Turocy
 D662,925 S * 7/2012 Mayberry et al. D14/250
 D696,257 S * 12/2013 Ward et al. D14/440
 D706,256 S * 6/2014 Ward et al. D14/250
 D709,510 S * 7/2014 Soare D14/440
 2010/0089779 A1 * 4/2010 Bowers 206/320
 2010/0224519 A1 9/2010 Kao
 2010/0251590 A1 10/2010 Fitzpatrick
 2012/0261289 A1 * 10/2012 Wyner et al. 206/320
 2014/0215878 A1 * 8/2014 Fitzpatrick et al. 42/50

OTHER PUBLICATIONS

iLounge_com_Review_Magpul_iPhone4_Case_2011_06_29
 Review of Magpul Executive Field Case for iPhone 4 by Nick Guy
 published on Jun. 29, 2011, <URL:http://www.ilounge.com/index.
 php/reviews/entry/magpul-executive-field-case-for-iphone-4/>,
 retrieved from internet on Mar. 25, 2012.
 Incipio IPH-539 Bombproof Silicone Case for iPhone 4, URL:http://
 www.daydeal.com/product.php?productid=47512&cat=4974>,
 retrieved from internet Nov. 4, 2010.
 Pierce_Grip_1998_Shooting_Industry_Ad_v43_p21 Pierce
 Grip, advertisement (Nov. 1998)Shooting Industry 43(11):21 Pub-
 lishers Development Corp., San Diego, CA USA.
 Store_Magpul_2012_03_31_Exec_Field_Case_iPhone4
 Magpul Executive Field Case—I Phone 4/4S, <URL: http://store.
 magpul.com/product/MAG450/125>, retrieved from internet on
 Mar. 31, 2012.
 WayBack_Machine_2011_06_12_Magpul_iPhone4_Case
 Intern et Archive WayBack Machine showing earliest capture of
 Executive Field Case—iPhone 4 (product/MAG450/125) on Magpul
 website on Jun. 12, 2011, <URL:http://web.archive.org/web/
 20110612024247/http://store.magpul.com/product!MAG450/125>,
 retrieved from internet on Mar. 31, 2012.
 Policystore_com_2012_03_25_Flat_Dark_Earth_
 iPhone3GS_Case Policystore.com (Mar. 25, 2012) Flat Dark Earth
 iPhone3GS Filed Case; Website [Online] Available Web Site:
 <URL:http://www.policystore.com/.aspx/sid=78673/pid=42016/
 Color_1008=Black/ProductiMAGPUL-IPHONE-CASES?mc_
 id=p1503&srch=1>, retrieved from internet on Mar. 25, 2012.

* cited by examiner

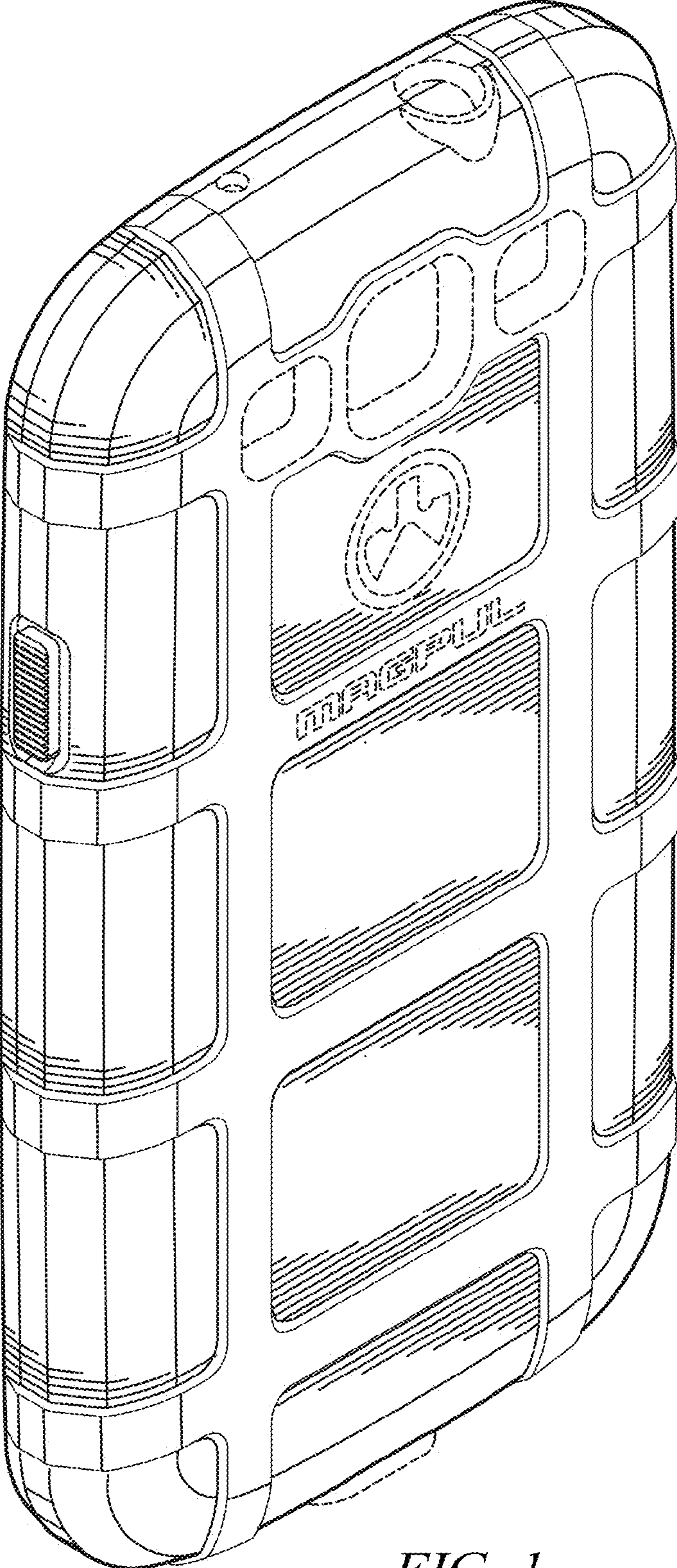


FIG. 1

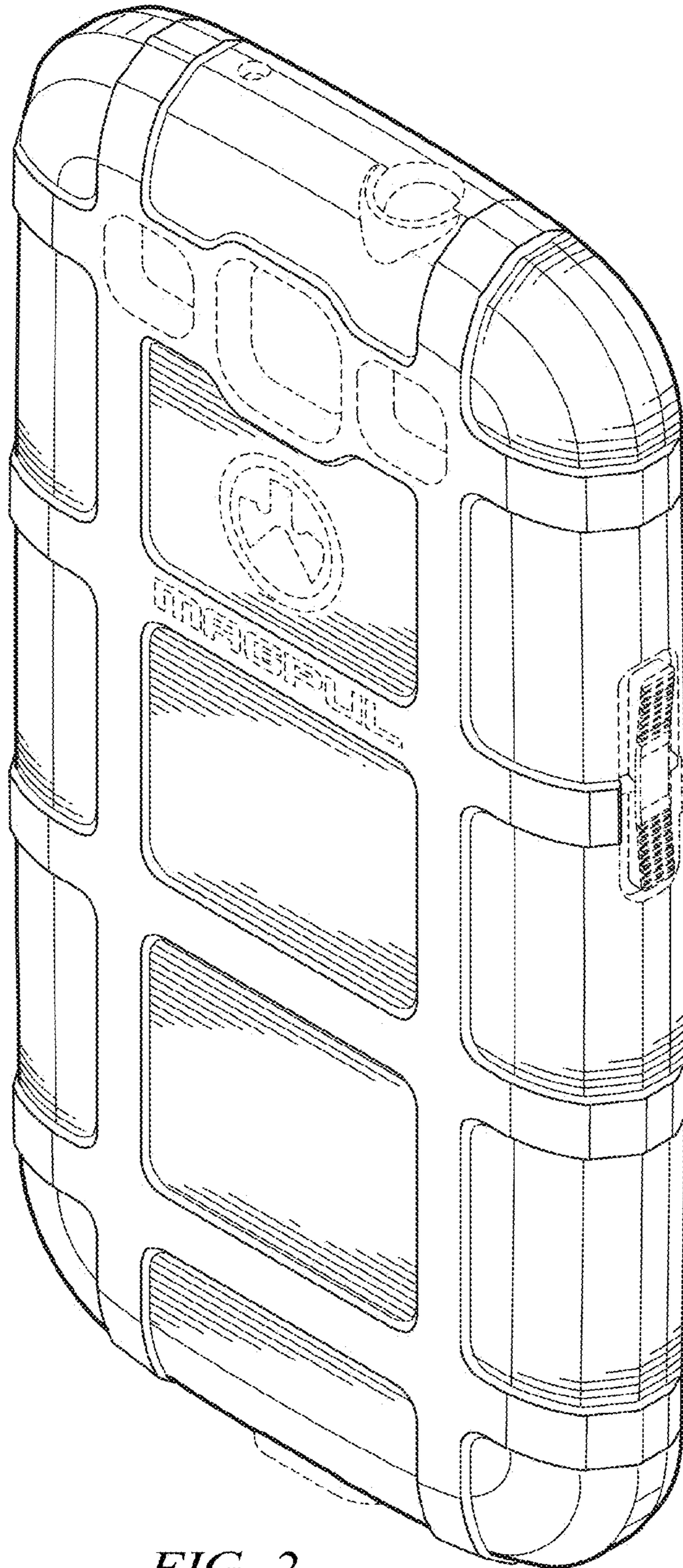


FIG. 2

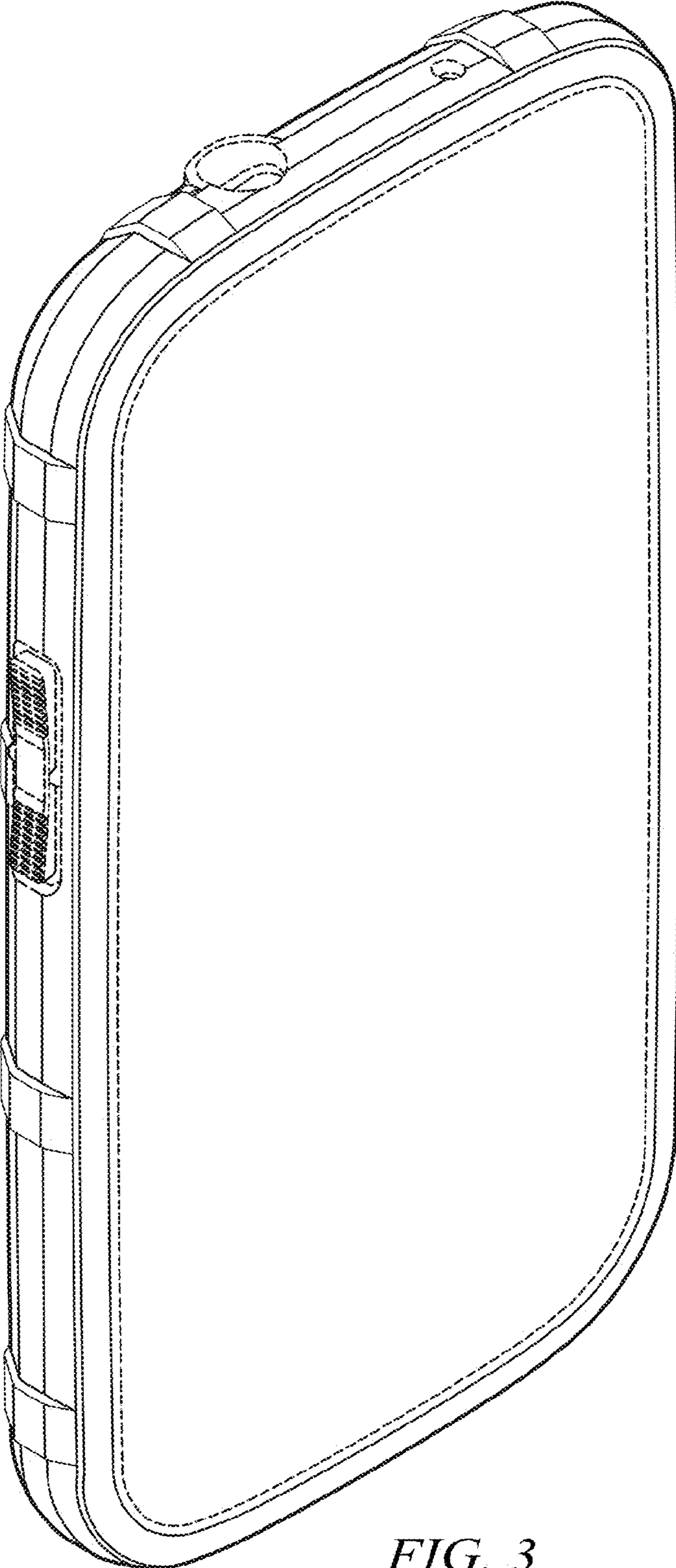


FIG. 3




FIG. 4

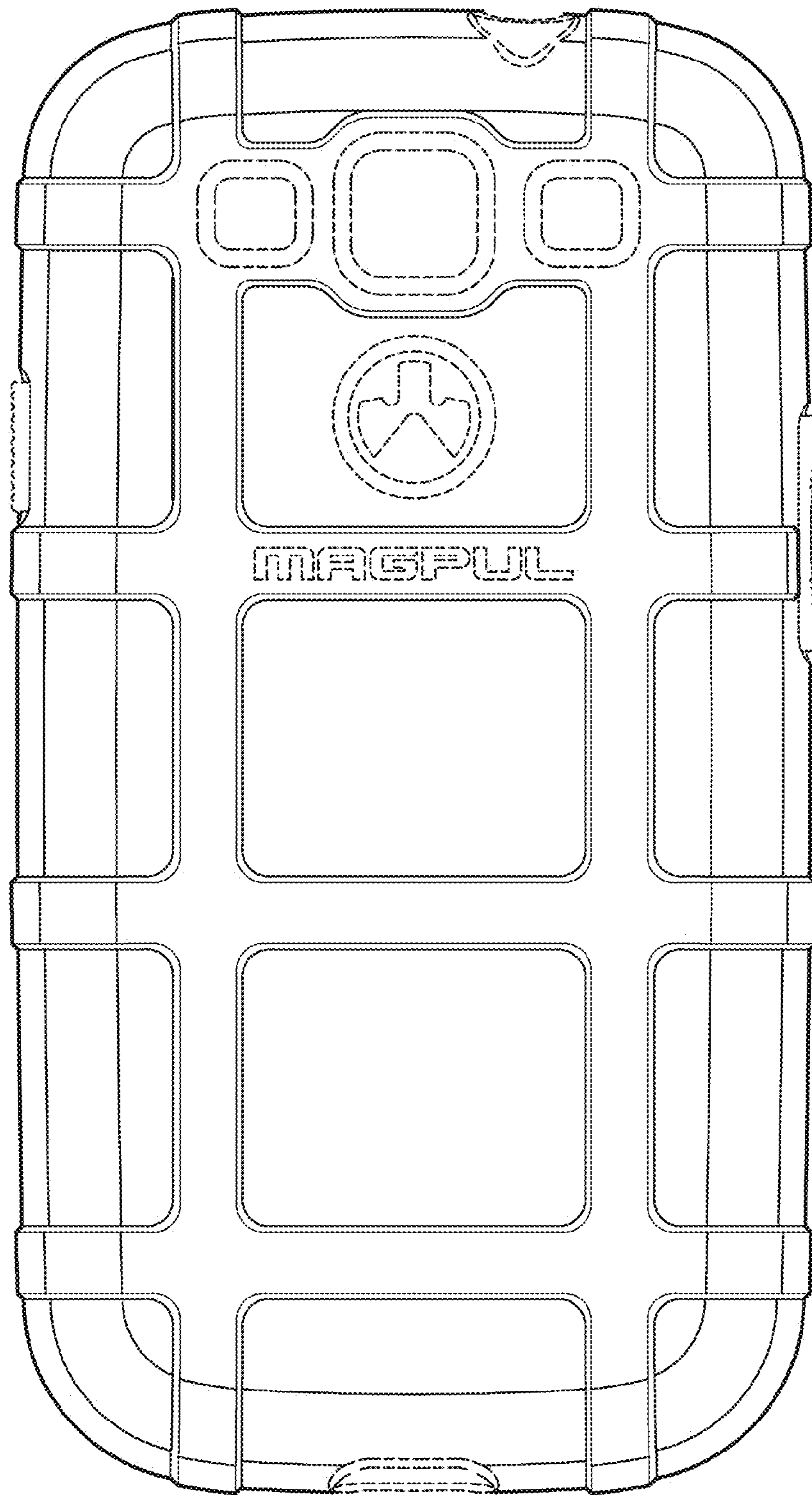


FIG. 5




FIG. 6

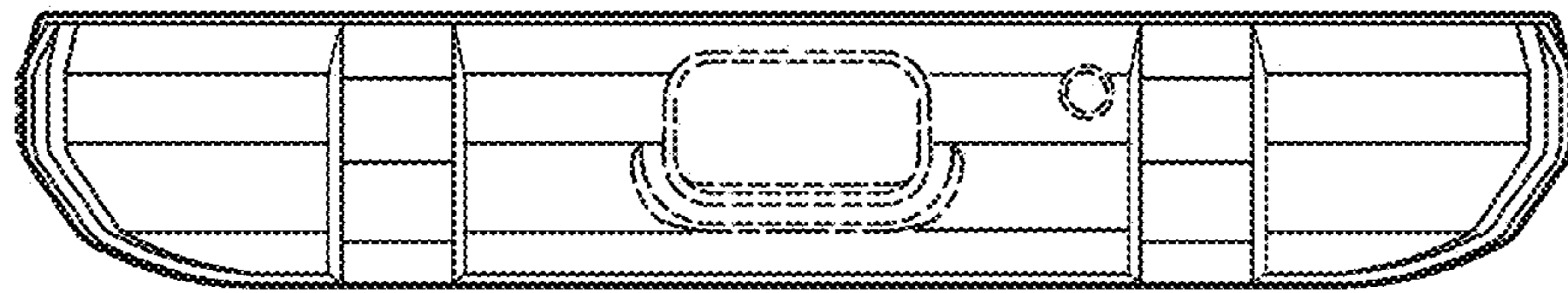


FIG. 7




FIG. 8




FIG. 9