



US00D718284S

(12) **United States Design Patent**
Shibusawa

(10) **Patent No.:** **US D718,284 S**
(45) **Date of Patent:** **** Nov. 25, 2014**

- (54) **EARPHONE**
- (71) Applicant: **Foster Electric Company, Limited,**
Tokyo (JP)
- (72) Inventor: **Hidenori Shibusawa,** Tokyo (JP)
- (73) Assignee: **Foster Electric Company Limited,**
Akishima, Tokyo (JP)
- (**) Term: **14 Years**
- (21) Appl. No.: **29/471,025**
- (22) Filed: **Oct. 28, 2013**
- (30) **Foreign Application Priority Data**
Jul. 25, 2013 (JP) 2013-017005
- (51) **LOC (10) Cl.** **14-01**
- (52) **U.S. Cl.**
USPC **D14/223**
- (58) **Field of Classification Search**
CPC H04R 1/1016
USPC D14/223, 205; 181/129, 130, 135;
379/430, 431, 420.03, 420.04;
381/380, 381, 382, 332; D24/106, 174
See application file for complete search history.

6,574,345	B1 *	6/2003	Huang	381/380
6,668,064	B1 *	12/2003	Lin	381/380
D499,397	S *	12/2004	Hlas et al.	D14/223
D515,070	S *	2/2006	Andre et al.	D14/205
D555,152	S *	11/2007	Wang	D14/223
D556,741	S *	12/2007	Yeo	D14/223
D557,689	S *	12/2007	Huang	D14/223
D568,291	S *	5/2008	Andre et al.	D14/205
D587,677	S *	3/2009	Andre et al.	D14/205
D589,491	S *	3/2009	Andre et al.	D14/205
D590,371	S *	4/2009	Leinvuo	D14/205
D656,481	S *	3/2012	McManigal	D14/205
D662,493	S *	6/2012	Chen	D14/223
D669,058	S *	10/2012	Lee et al.	D14/223
D681,015	S *	4/2013	Akana et al.	D14/223
D688,650	S *	8/2013	Chen	D14/223
8,515,116	B2 *	8/2013	Lee	381/380
D695,721	S *	12/2013	Thompson et al.	D14/223
D695,722	S *	12/2013	Thompson et al.	D14/223
D696,230	S *	12/2013	Burgett et al.	D14/223
D707,206	S *	6/2014	Akana et al.	D14/223
2012/0237074	A1 *	9/2012	Aase	381/380
2012/0275635	A1 *	11/2012	Chen	381/380
2013/0004011	A1 *	1/2013	Hayashida et al.	381/380

(Continued)

Primary Examiner — Paula Greene
(74) *Attorney, Agent, or Firm* — Allen, Dyer, Doppelt,
Milbrath & Gilchrist

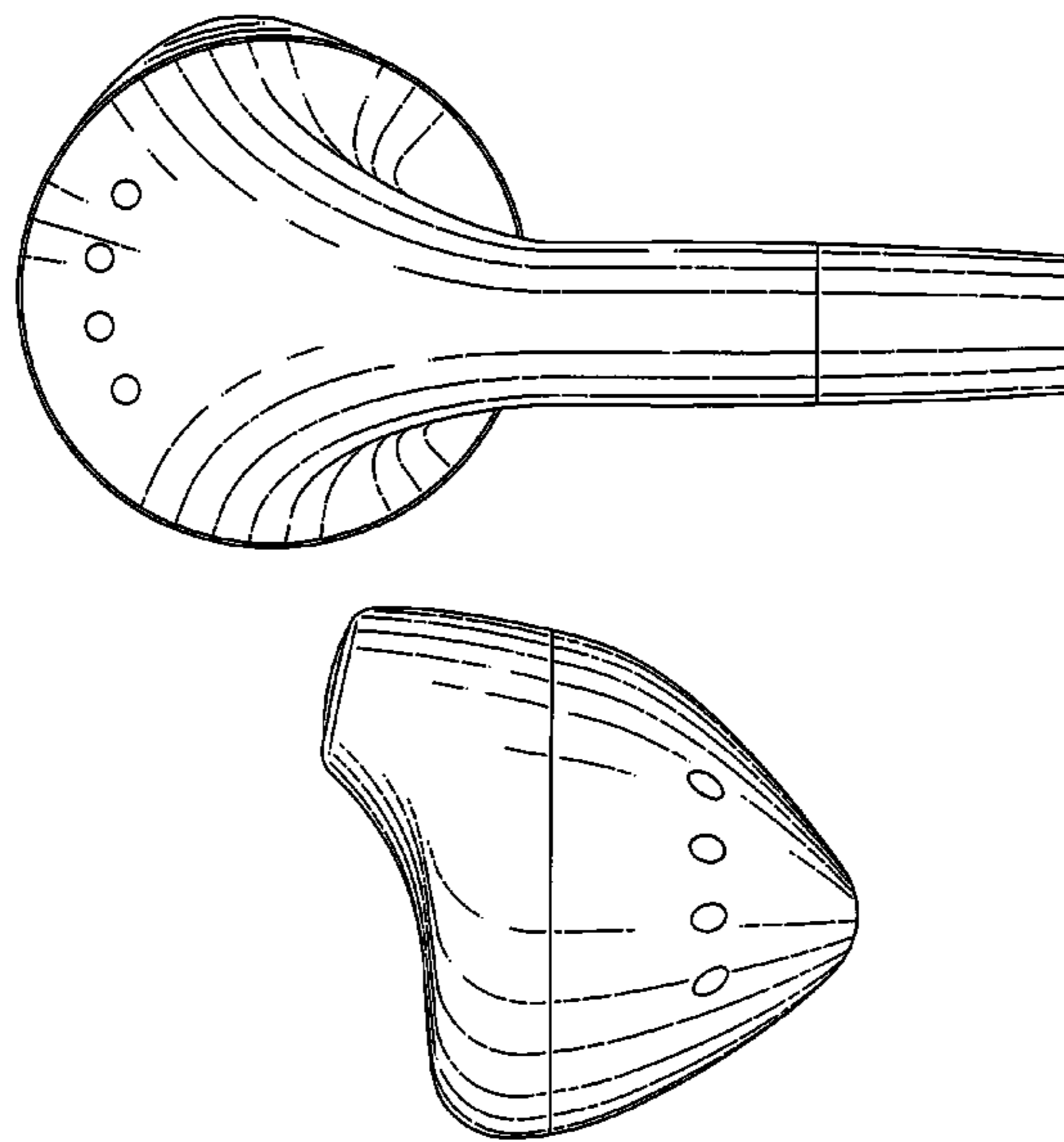
(57) **CLAIM**
The ornamental design for an earphone, as shown.

- (56) **References Cited**
U.S. PATENT DOCUMENTS
- 4,646,872 A * 3/1987 Kamon et al. 181/129
- D311,007 S * 10/1990 Daido D14/205
- D316,550 S * 4/1991 Sogabe D14/168
- D318,473 S * 7/1991 Miyashita et al. D14/223
- D318,864 S * 8/1991 Daido et al. D14/205
- D318,865 S * 8/1991 Ichikawa D14/205
- 5,222,151 A * 6/1993 Nagayoshi et al. 381/380
- D337,118 S * 7/1993 Seikita D14/223
- D337,589 S * 7/1993 Wada D14/223

DESCRIPTION

FIG. 1 is a rear, right, top perspective view of an earphone;
FIG. 2 is a right side view thereof;
FIG. 3 is a left side view thereof;
FIG. 4 is a top view thereof;
FIG. 5 is a bottom view thereof;
FIG. 6 is a front view thereof; and,
FIG. 7 is a rear view thereof.

1 Claim, 6 Drawing Sheets



(56)

References Cited

U.S. PATENT DOCUMENTS

2013/0343595 A1* 12/2013 Zorkendorfer et al. 381/380
2014/0153767 A1* 6/2014 Hua 381/380

2013/0343594 A1* 12/2013 Howes et al. 381/380

* cited by examiner

Fig. 1

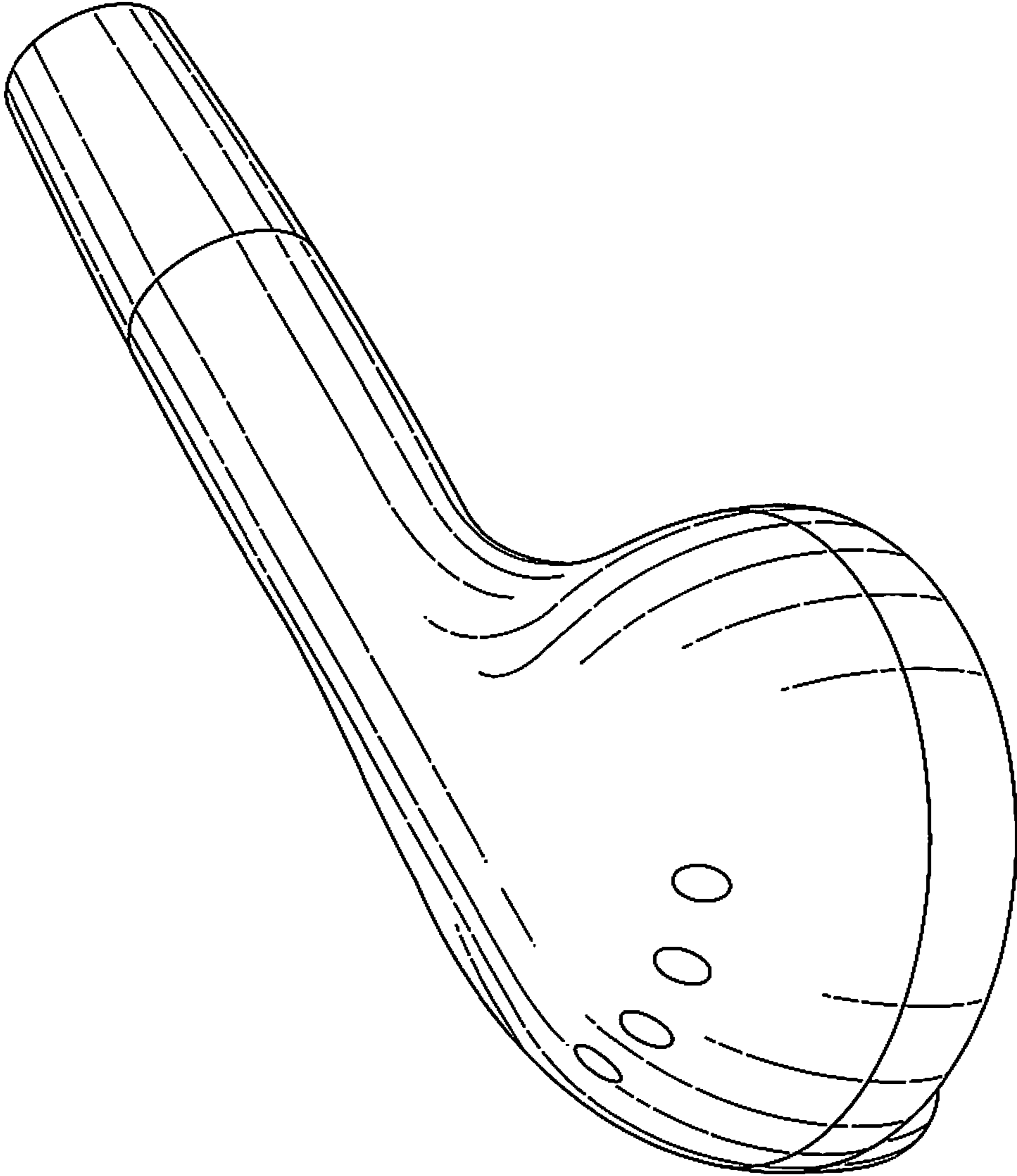


Fig. 2

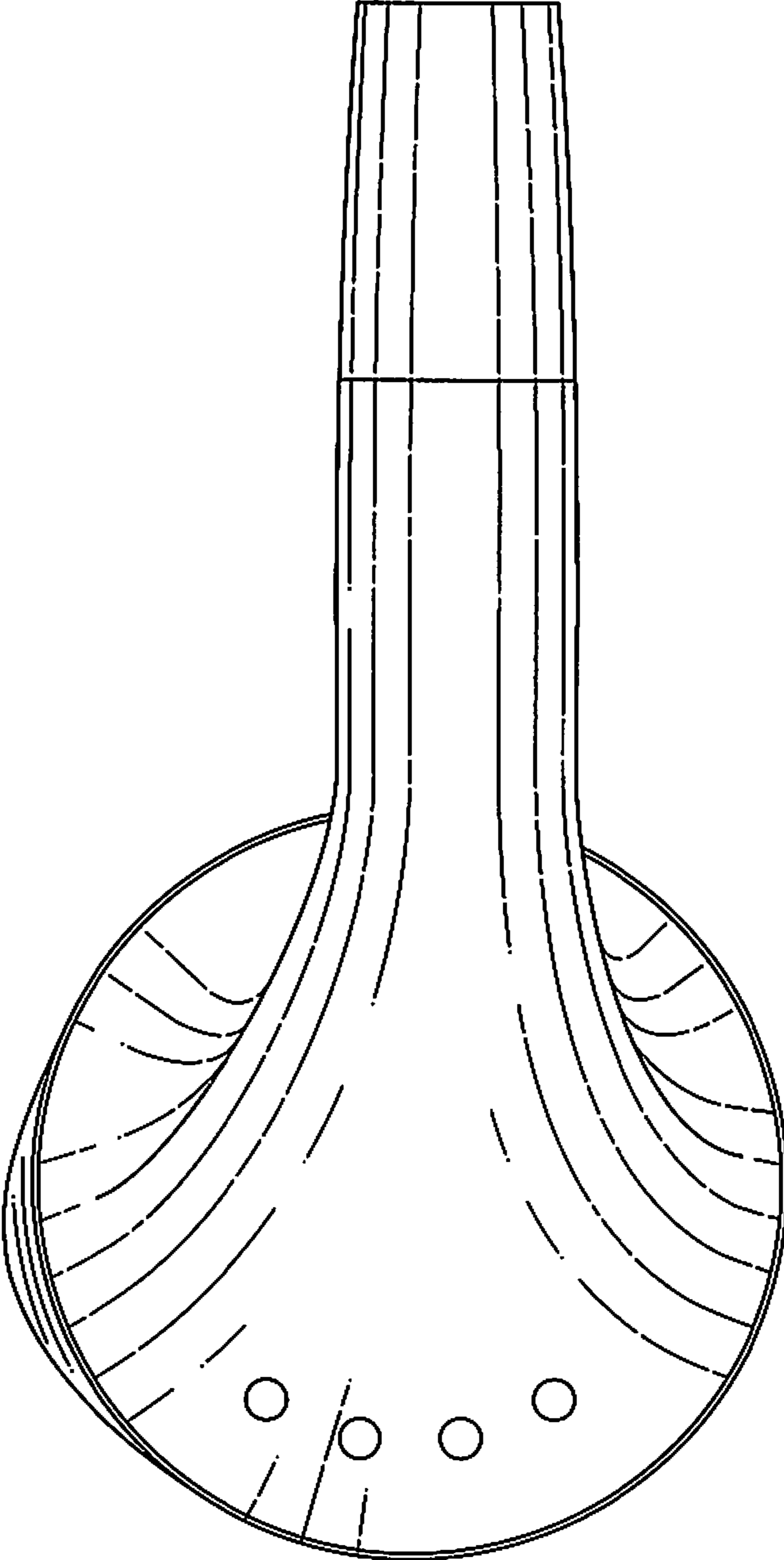


Fig. 3

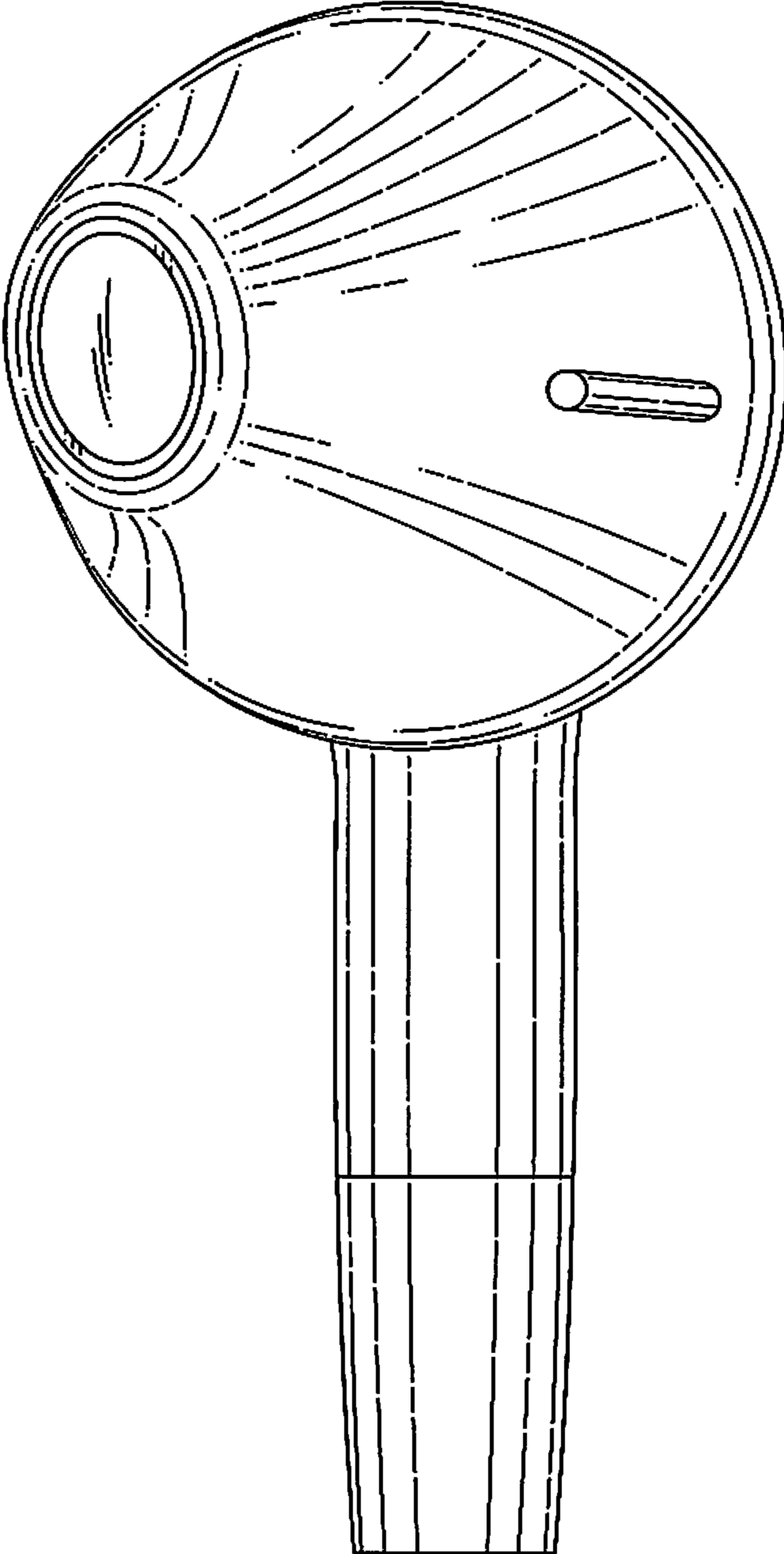


Fig. 5

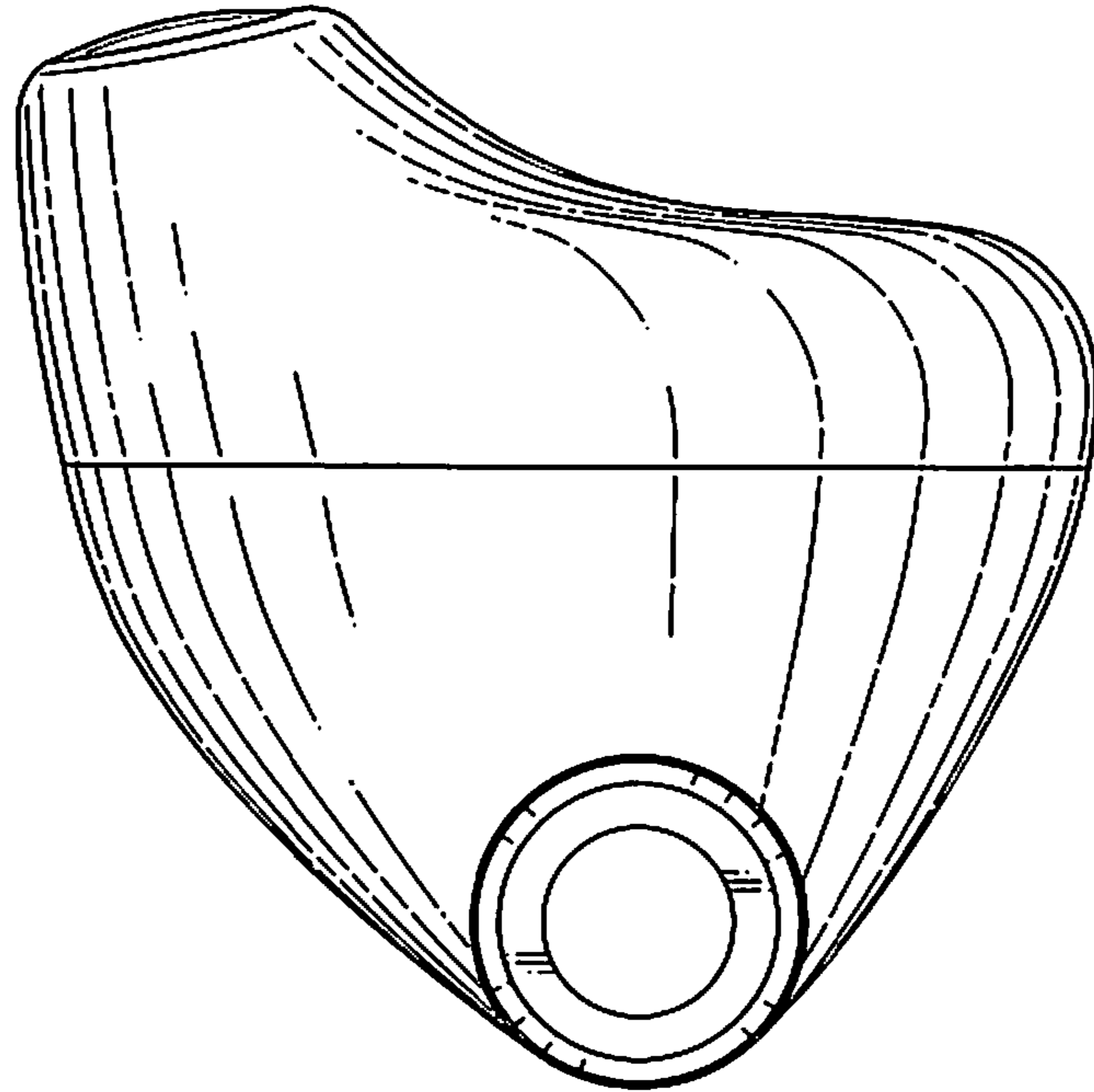


Fig. 4

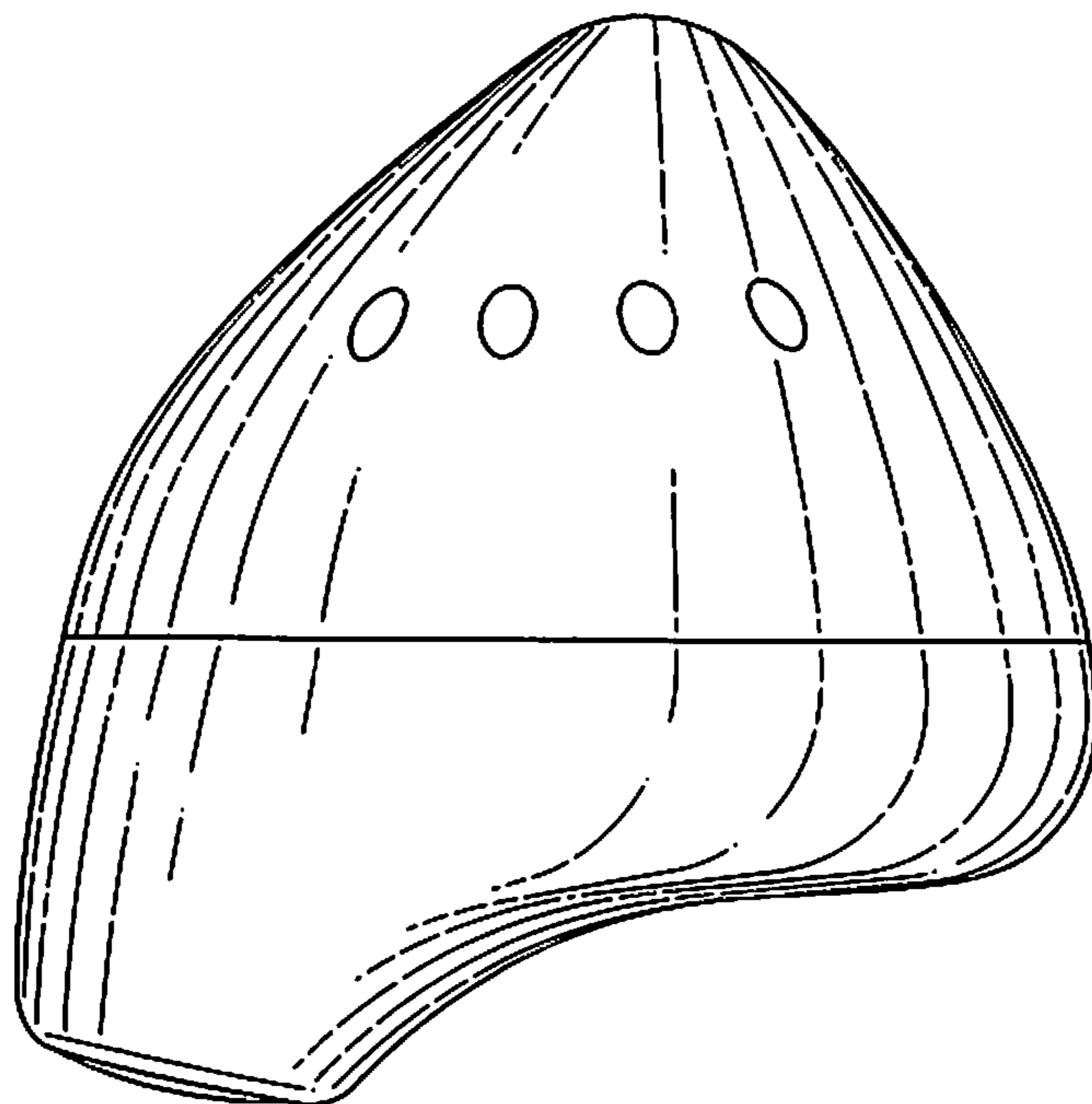


Fig. 6

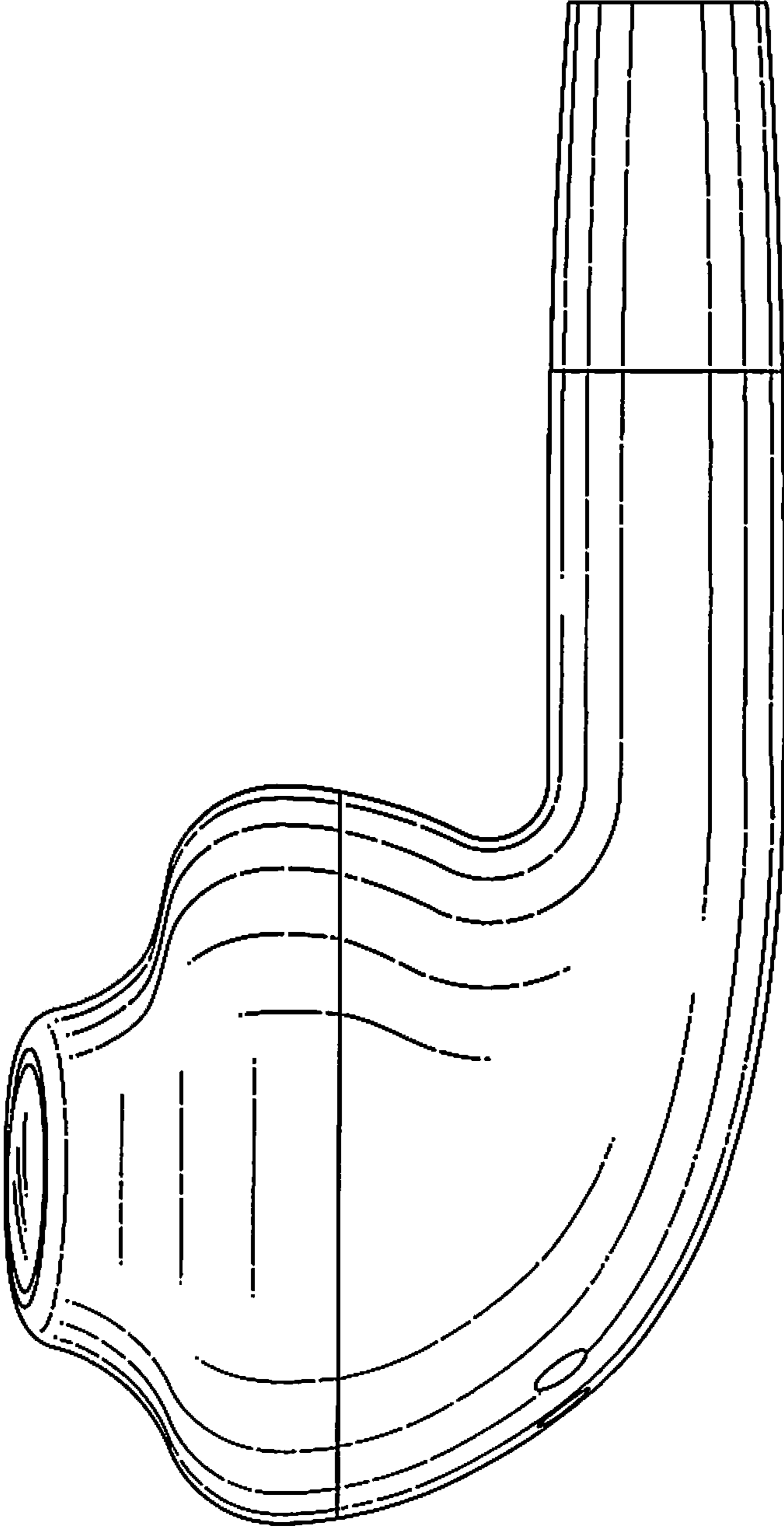


Fig. 7

