



US00D718278S

(12) **United States Design Patent**
Son

(10) **Patent No.:** **US D718,278 S**

(45) **Date of Patent:** **** Nov. 25, 2014**

(54) **SPEAKER**

(71) Applicant: **Samsung Electronics Co., Ltd.**,
Suwon-si, Gyeonggi-do (KR)

(72) Inventor: **Chae-Joo Son**, Namyangjoo-Si (KR)

(73) Assignee: **Samsung Electronics Co., Ltd.**,
Suwon-si (KR)

(**) Term: **14 Years**

(21) Appl. No.: **29/446,984**

(22) Filed: **Feb. 28, 2013**

(30) **Foreign Application Priority Data**

Aug. 29, 2012 (KR) 30-2012-0041596

(51) **LOC (10) Cl.** **14-03**

(52) **U.S. Cl.**
USPC **D14/215; D14/221**

(58) **Field of Classification Search**

CPC B60R 11/0217; H04M 1/03; H04M 1/035;
H04N 5/642; H04N 21/4852; H04R 1/02;
H04R 1/06; H04R 1/021; H04R 1/025;
H04R 1/026; H04R 1/028; H04R 1/105;
H04R 1/323; H04R 1/403; H04R 1/2803;
H04R 1/2834; H04R 5/02; H04R 7/20;
H04R 9/06; H04R 9/025; H04R 2201/021;
H04R 2400/00; H04R 2400/07; H04R
2499/11; H04R 2499/13; H04R 2499/15;
H04S 3/00; H04S 7/30; G06F 1/1688
USPC D14/167, 168, 170–172, 188, 194–196,
D14/204, 207, 209.1, 210–216, 221, 222,
D14/224; 181/143, 144, 147, 148, 150, 153,
181/157, 198, 199; 381/300–303, 306, 332,
381/333, 336, 345, 361–364, 386–388;
369/6–12

See application file for complete search history.

(56) **References Cited**

U.S. PATENT DOCUMENTS

D470,476	S	*	2/2003	Solland	D14/216
D475,361	S	*	6/2003	Yoneda et al.	D14/168
D502,460	S	*	3/2005	Ueda et al.	D14/168
D597,531	S	*	8/2009	Cho	D14/215
D627,329	S	*	11/2010	Ryu et al.	D14/168
D634,302	S	*	3/2011	Chung et al.	D14/211
D676,025	S	*	2/2013	Davies et al.	D14/215
D704,678	S	*	5/2014	Katsumata	D14/209.1
D705,194	S	*	5/2014	Woo et al.	D14/221
D705,752	S	*	5/2014	Son	D14/209.1

* cited by examiner

Primary Examiner — Keli L Hill

(74) *Attorney, Agent, or Firm* — NSIP Law

(57) **CLAIM**

The ornamental design for a speaker, as shown and described.

DESCRIPTION

FIG. 1 is a front perspective view of a speaker;
FIG. 2 is a front view of the speaker of FIG. 1;
FIG. 3 is a left-side view of the speaker of FIG. 1;
FIG. 4 is a right-side view of the speaker of FIG. 1;
FIG. 5 is a top plan view of the speaker of FIG. 1; and,
FIG. 6 is an enlarged front perspective view of the speaker of
FIG. 1.

The dash-dot-dot-dash broken line immediately adjacent the solid-line portions of the design represents an unclaimed boundary of the design. Features shown in broken lines in FIGS. 1, 2, 3, 4, 5, and 6, form no part of the claimed design.

1 Claim, 5 Drawing Sheets

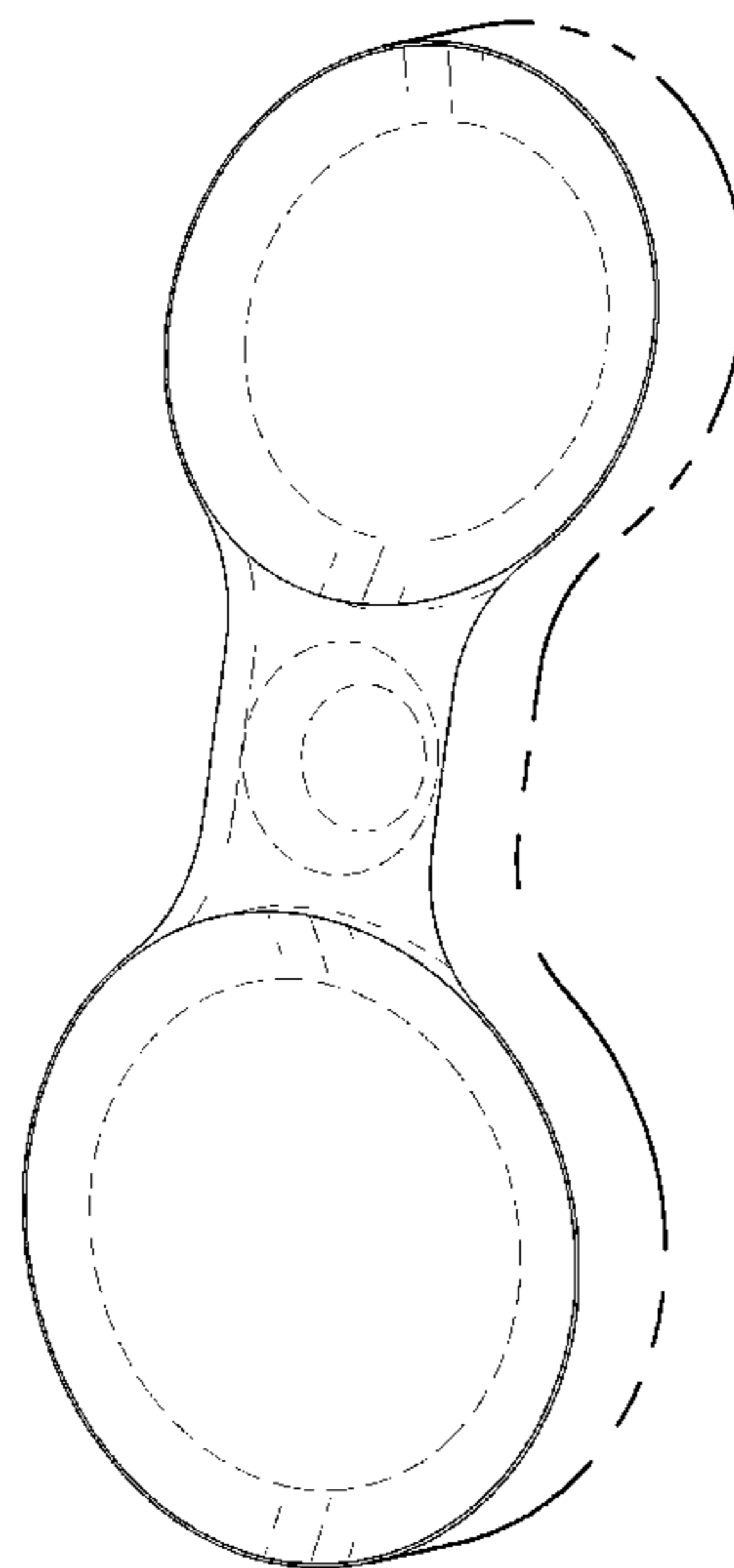


FIG. 1

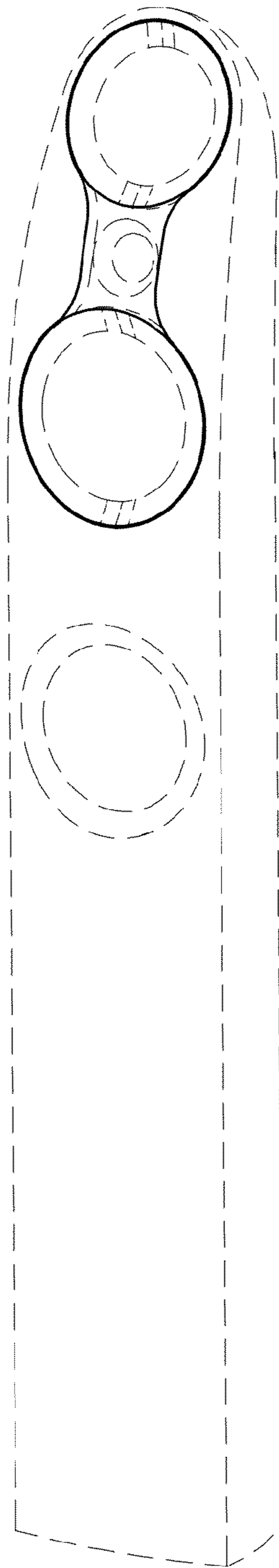


FIG. 2

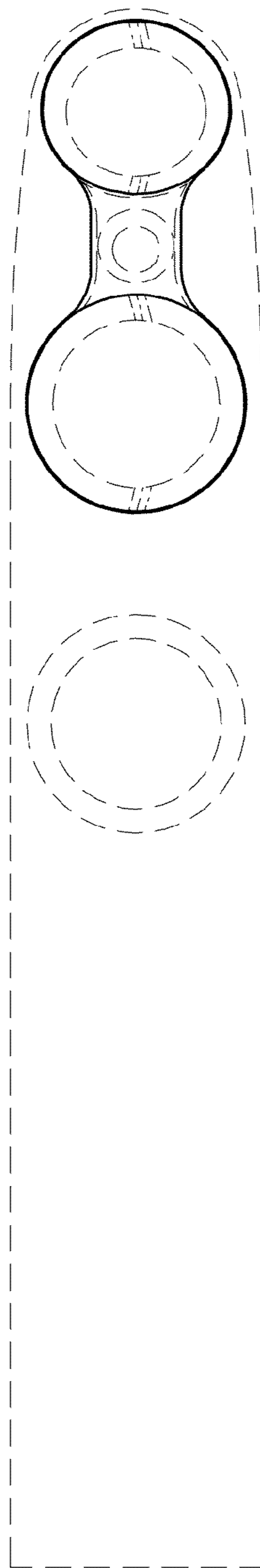


FIG. 3




FIG. 4




FIG. 5

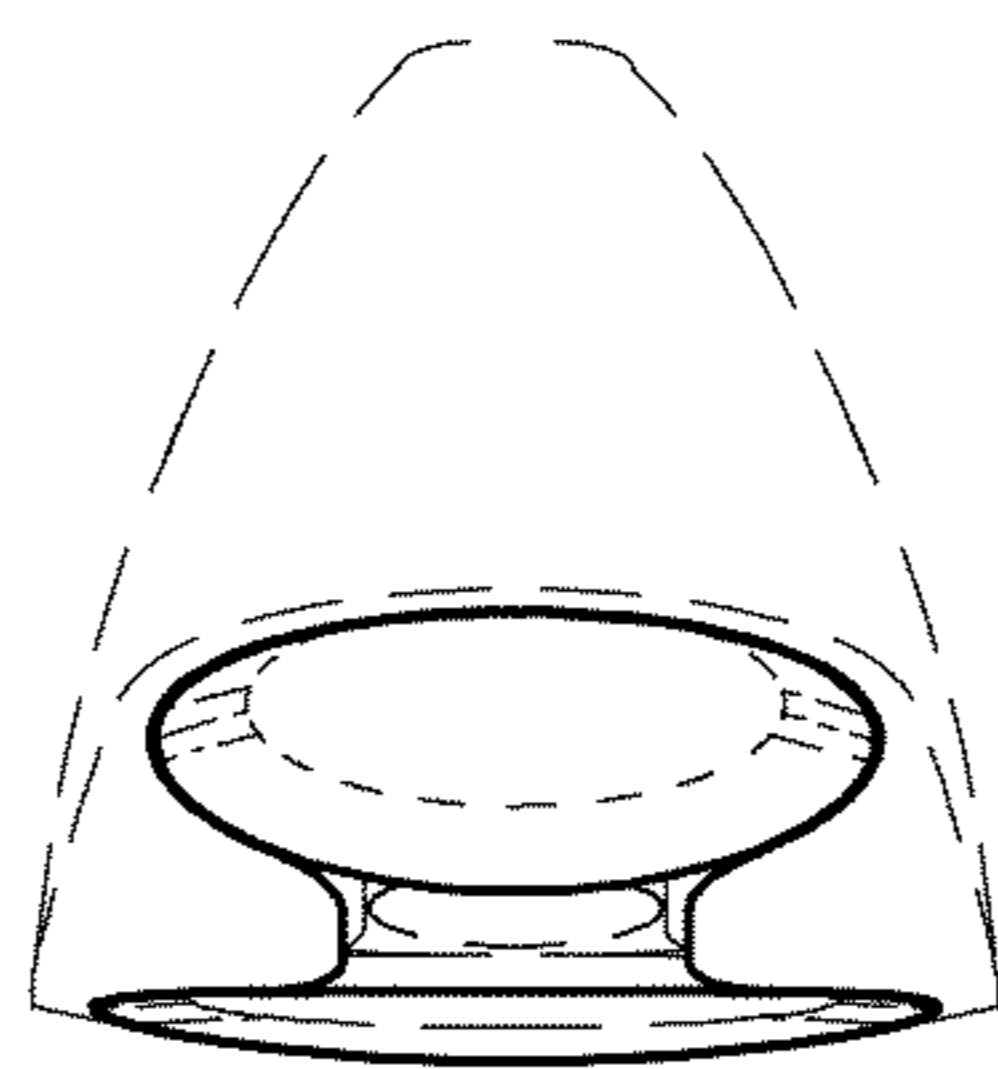


FIG. 6

