



US00D718276S

(12) **United States Design Patent**  
**Yamamoto**

(10) **Patent No.:** **US D718,276 S**  
(45) **Date of Patent:** **\*\* Nov. 25, 2014**

- (54) **SPEAKER BOX**
- (71) Applicant: **Panasonic Corporation**, Kadoma (JP)
- (72) Inventor: **Yuhei Yamamoto**, Osaka (JP)
- (73) Assignee: **Panasonic Corporation**, Osaka (JP)
- (\*\*) Term: **14 Years**
- (21) Appl. No.: **29/477,763**
- (22) Filed: **Dec. 26, 2013**
- (51) **LOC (10) Cl.** ..... **14-03**
- (52) **U.S. Cl.**  
USPC ..... **D14/214**
- (58) **Field of Classification Search**  
USPC ..... D14/167, 168, 170-172, 188, 194-196,  
D14/204, 207, 209.1, 210-216, 219, 221,  
D14/222, 224, 496; 181/143, 144, 147, 148,  
181/150, 153, 157, 198, 199; 381/300-303,  
381/306, 332, 333, 336, 345, 361-364,  
381/386-388; 369/6-12  
See application file for complete search history.

(56) **References Cited**

**U.S. PATENT DOCUMENTS**

- D511,339 S \* 11/2005 Tsuge ..... D14/214
- D516,542 S \* 3/2006 Kang et al. .... D14/214
- D542,272 S \* 5/2007 Shiono ..... D14/214

- D543,553 S \* 5/2007 Langberg et al. .... D14/496
- D552,079 S \* 10/2007 Hakoda ..... D14/214
- D561,174 S \* 2/2008 Ching ..... D14/214
- D563,386 S 3/2008 Foster
- D578,105 S \* 10/2008 Komiyama ..... D14/214
- D578,106 S \* 10/2008 Shimizu ..... D14/214
- D586,327 S \* 2/2009 Shimizu ..... D14/188
- D612,868 S \* 3/2010 Morabito ..... D14/496
- D639,271 S 6/2011 Xiao
- D642,158 S 7/2011 Skurdal
- D672,748 S \* 12/2012 Burlingame et al. .... D14/214
- D685,348 S \* 7/2013 Szymanski et al. .... D14/214
- D693,329 S \* 11/2013 Lee et al. .... D14/216

\* cited by examiner

*Primary Examiner* — Keli L Hill

(74) *Attorney, Agent, or Firm* — Brinks Gilson & Lione

(57) **CLAIM**

I claim the ornamental design for a speaker box, as shown and described.

**DESCRIPTION**

FIG. 1 is a perspective view of a speaker box of the present invention;  
 FIG. 2 is a front view thereof;  
 FIG. 3 is rear view thereof;  
 FIG. 4 is a first side view thereof;  
 FIG. 5 is a second side view thereof;  
 FIG. 6 is a top view thereof; and,  
 FIG. 7 is a bottom view thereof.

**1 Claim, 7 Drawing Sheets**


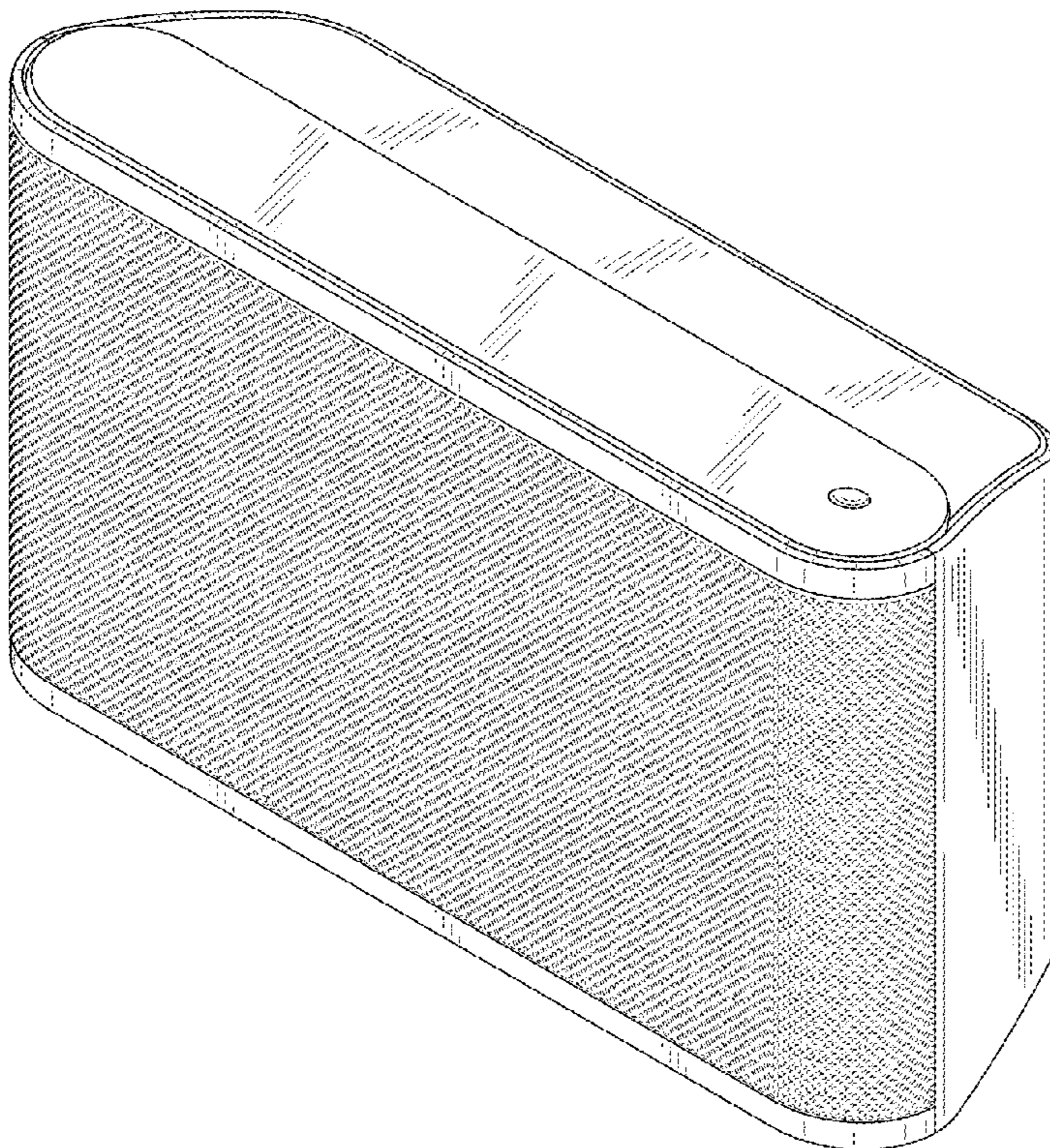




FIG. 1

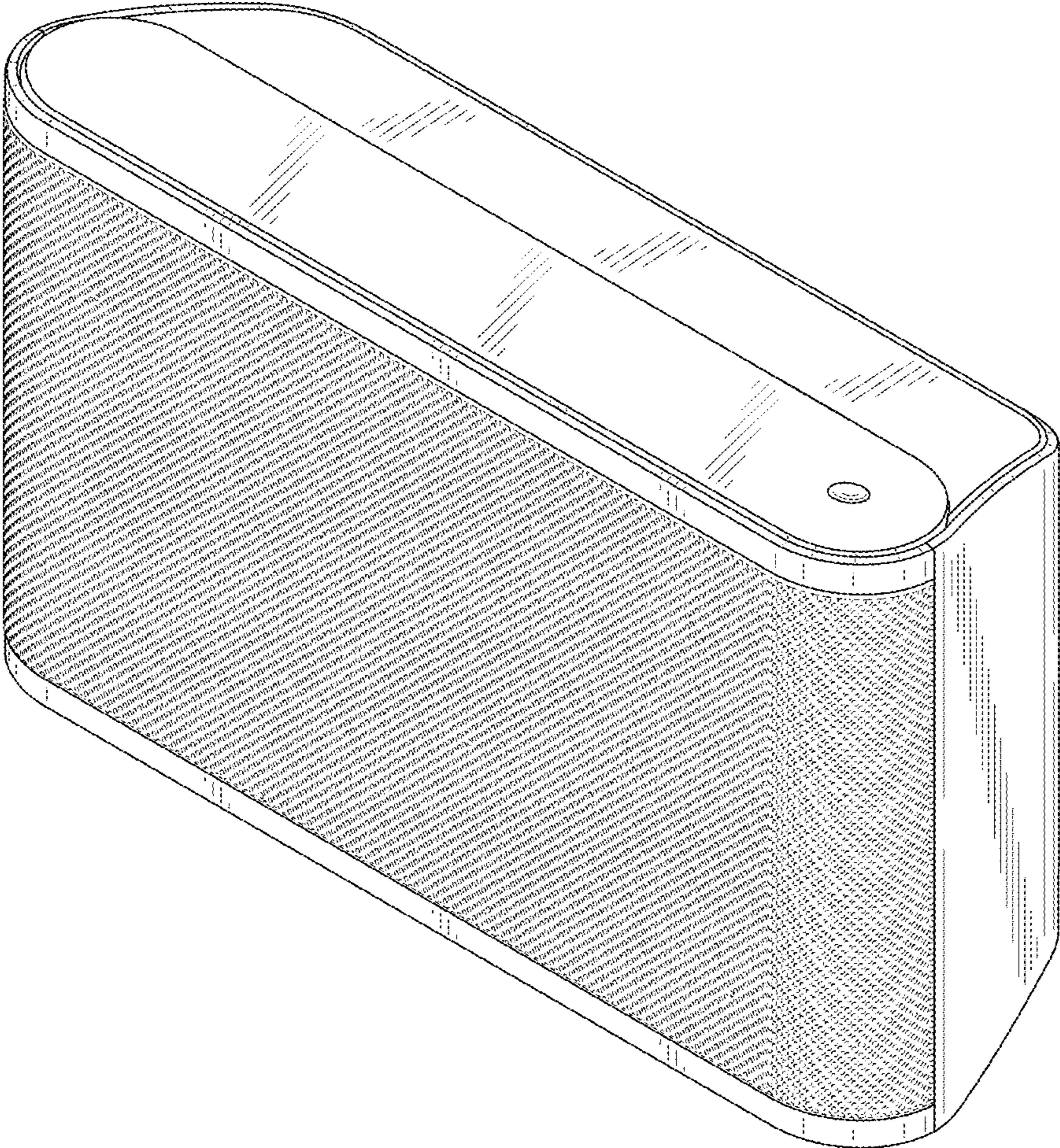




FIG.2




FIG.3

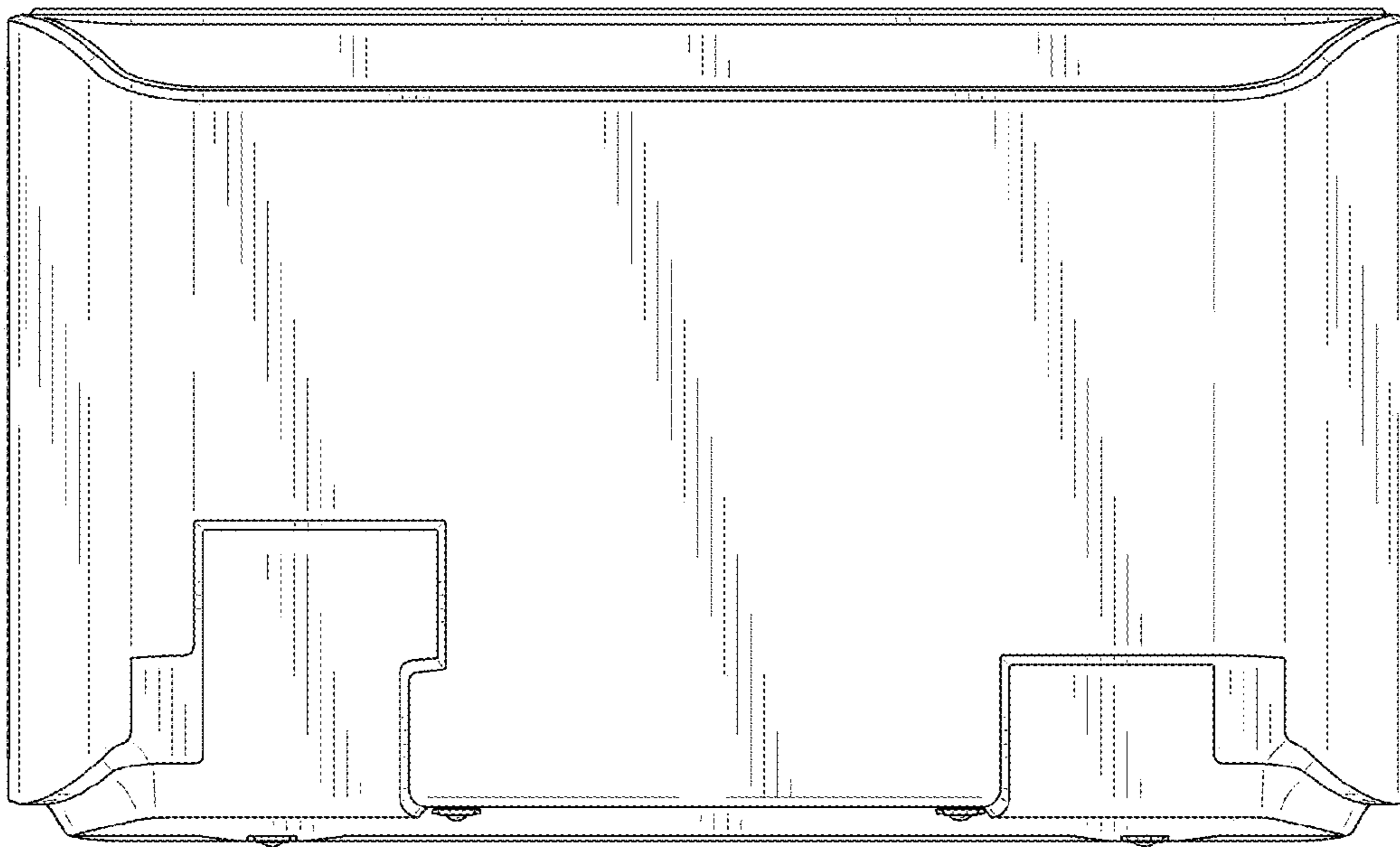


FIG.4




FIG.5






FIG.6

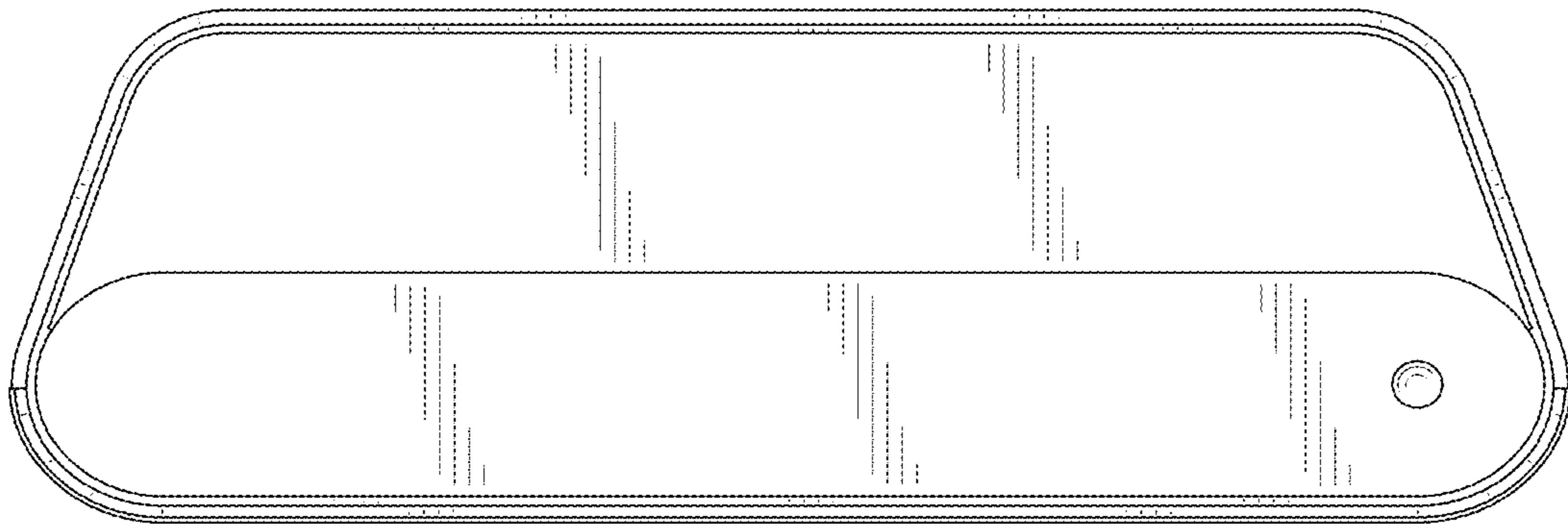


FIG. 7

