



US00D718272S

(12) **United States Design Patent**  
**Clayton et al.**

(10) **Patent No.:** **US D718,272 S**

(45) **Date of Patent:** **\*\* Nov. 25, 2014**

(54) **HEADPHONE HEADBAND**

(71) Applicant: **WR Nine Ventures LLC**, Dallas, TX  
(US)

(72) Inventors: **Mark J. Clayton**, Miami, FL (US);  
**Phillip Dale Lott**, Nashville, TN (US)

(73) Assignee: **WR Nine Ventures LLC**, Dallas, TX  
(US)

(\*\*) Term: **14 Years**

(21) Appl. No.: **29/466,473**

(22) Filed: **Sep. 9, 2013**

(51) **LOC (10) Cl.** ..... **14-01**

(52) **U.S. Cl.**  
USPC ..... **D14/205**

(58) **Field of Classification Search**  
CPC ..... H04R 5/0335  
USPC ..... D14/205, 206, 223; 181/129, 130, 135;  
379/430, 431; 381/380, 381; 455/90.3,  
455/575.1; D29/112; 2/209; D6/313, 327,  
D6/328, 537; D28/73, 75; 132/273, 275;  
248/451, 464, 460, 444, 441.1, 459,  
248/902, 914, 175, 215; 211/41.7, 41.3,  
211/41.1, 41.2; D3/240, 315, 317, 318;  
223/DIG. 4

See application file for complete search history.

(56) **References Cited**

**U.S. PATENT DOCUMENTS**

1,224,331	A *	5/1917	Smart	181/135
1,570,129	A *	1/1926	Clarke	379/430
2,303,095	A *	11/1942	Sinclair	223/92
2,420,277	A *	5/1947	Wulstein	220/751
2,566,313	A *	9/1951	Cates	181/22
D194,152	S *	11/1962	Noyes	D14/205

3,532,225	A *	10/1970	Reed	211/181.1
3,667,569	A *	6/1972	Mackey et al.	181/135
4,461,290	A *	7/1984	Gardner et al.	128/866
4,907,266	A	3/1990	Chen	
D331,966	S *	12/1992	Gardner, Jr.	D24/106
5,792,998	A *	8/1998	Gardner et al.	181/130
6,006,115	A	12/1999	Wingate	
6,056,082	A *	5/2000	Lindgren et al.	181/130
D426,880	S *	6/2000	Leight	D24/106
6,104,824	A	8/2000	Ito	
6,233,345	B1	5/2001	Urwyler	
6,980,666	B1 *	12/2005	Owen	381/371
7,146,187	B2	12/2006	Richards et al.	
7,187,948	B2	3/2007	Alden	
8,208,672	B2	6/2012	Nageno et al.	

(Continued)

*Primary Examiner* — Paula Greene

(74) *Attorney, Agent, or Firm* — Hall Estill Attorneys at Law

(57) **CLAIM**

The ornamental design for a headphone headband, as shown and described.

**DESCRIPTION**

FIG. 1 is an isometric view showing a first embodiment of my design for a headphone headband.

FIG. 2 is a top plan view of the embodiment of FIG. 1.

FIG. 3 is a bottom plan view of the embodiment of FIG. 1.

FIG. 4 is a front elevational view of the embodiment of FIG. 1.

FIG. 5 is a rear elevational view of the embodiment of FIG. 1.

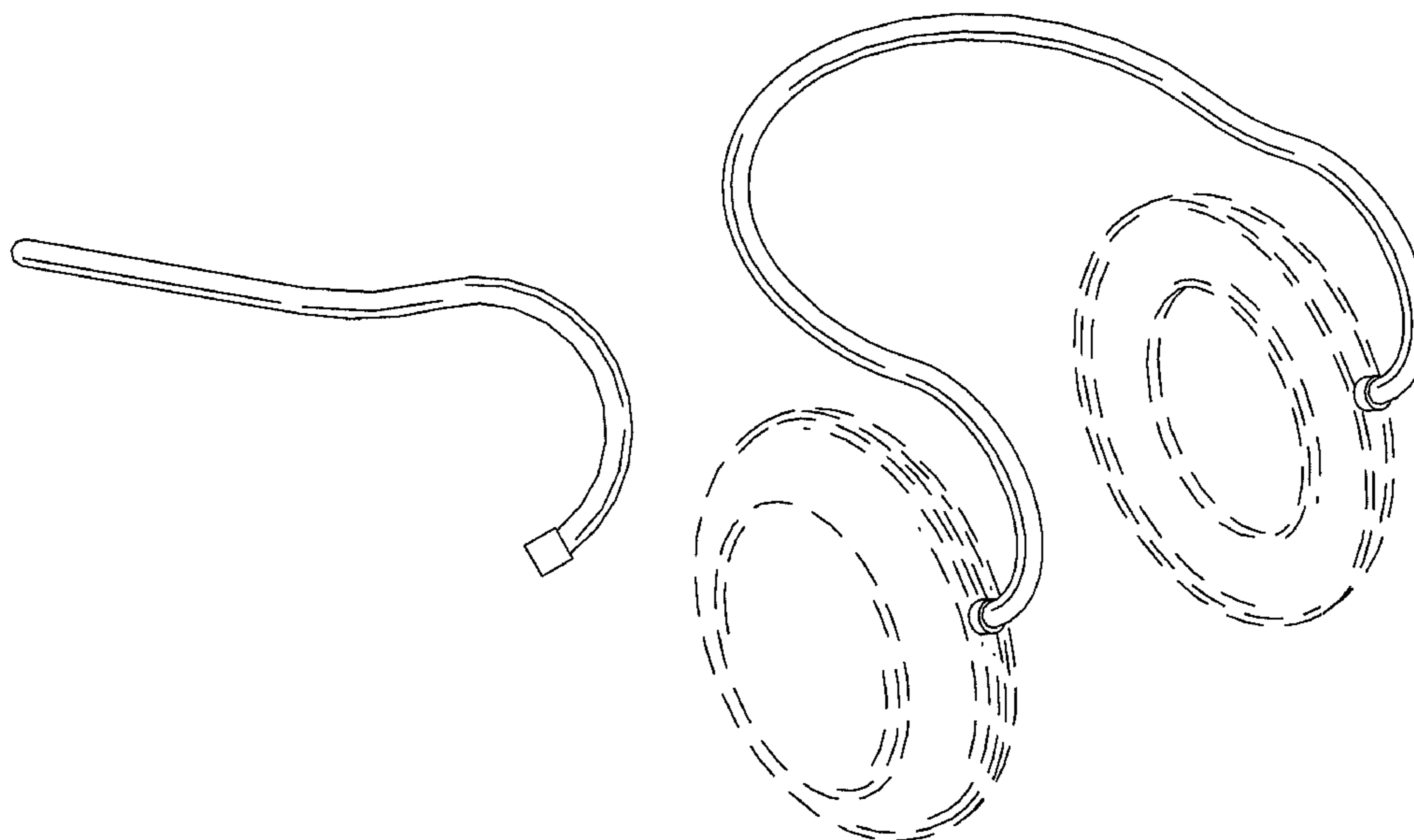
FIG. 6 is a right side elevational view of the embodiment of FIG. 1.

FIG. 7 is a left side elevational view of the embodiment of FIG. 1.

FIG. 8 is an isometric view of the embodiment of FIG. 1; and, FIG. 9 is an isometric view of the embodiment of FIG. 1.

The broken lines form no part of the claimed design.

**1 Claim, 5 Drawing Sheets**



(56)

**References Cited**

U.S. PATENT DOCUMENTS

8,245,027 B2 8/2012 Bear et al.

8,290,194 B2 10/2012 Kuo  
2010/0135515 A1\* 6/2010 Walsh ..... 381/374

\* cited by examiner

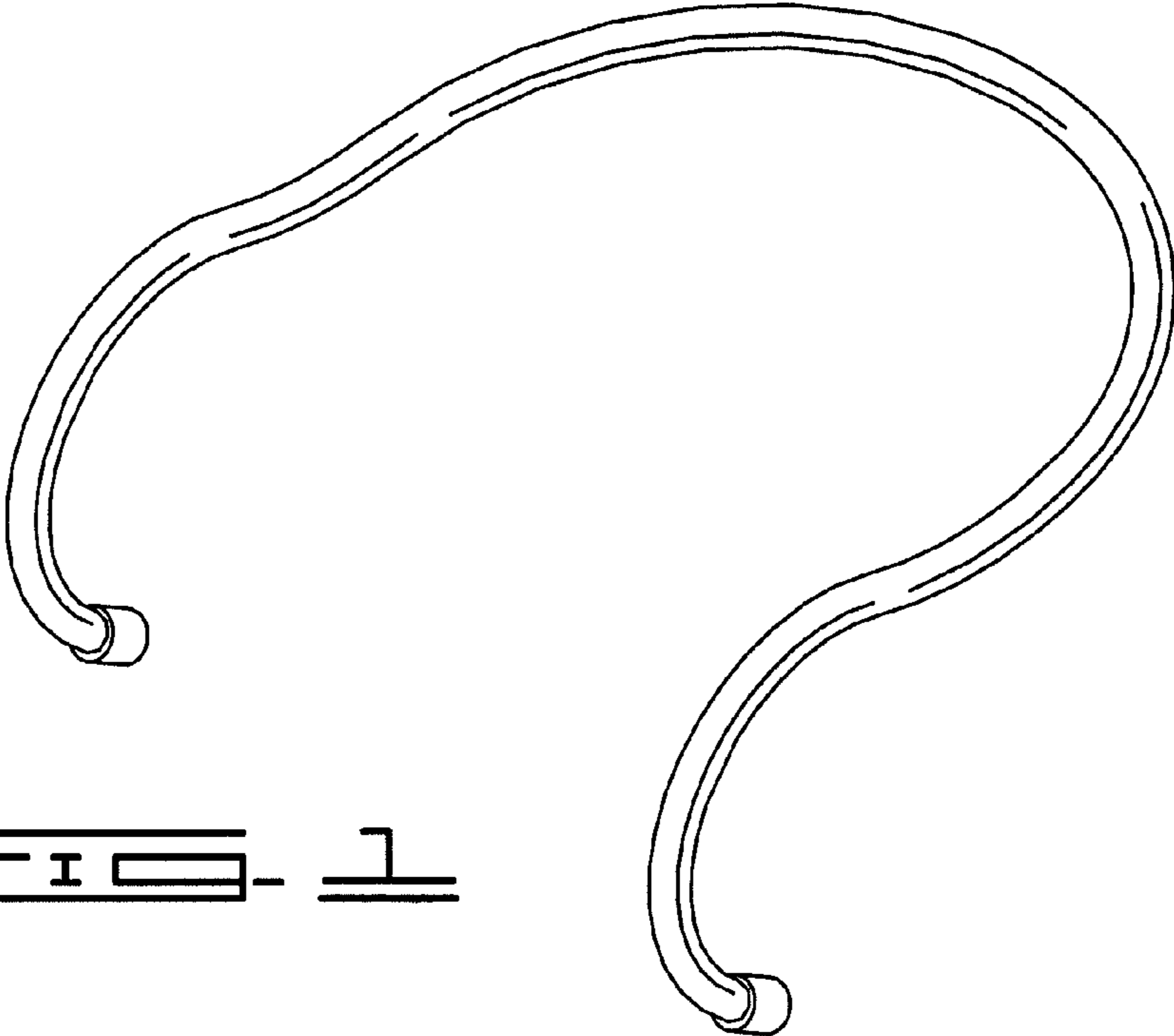


FIG. 1




FIG. 2

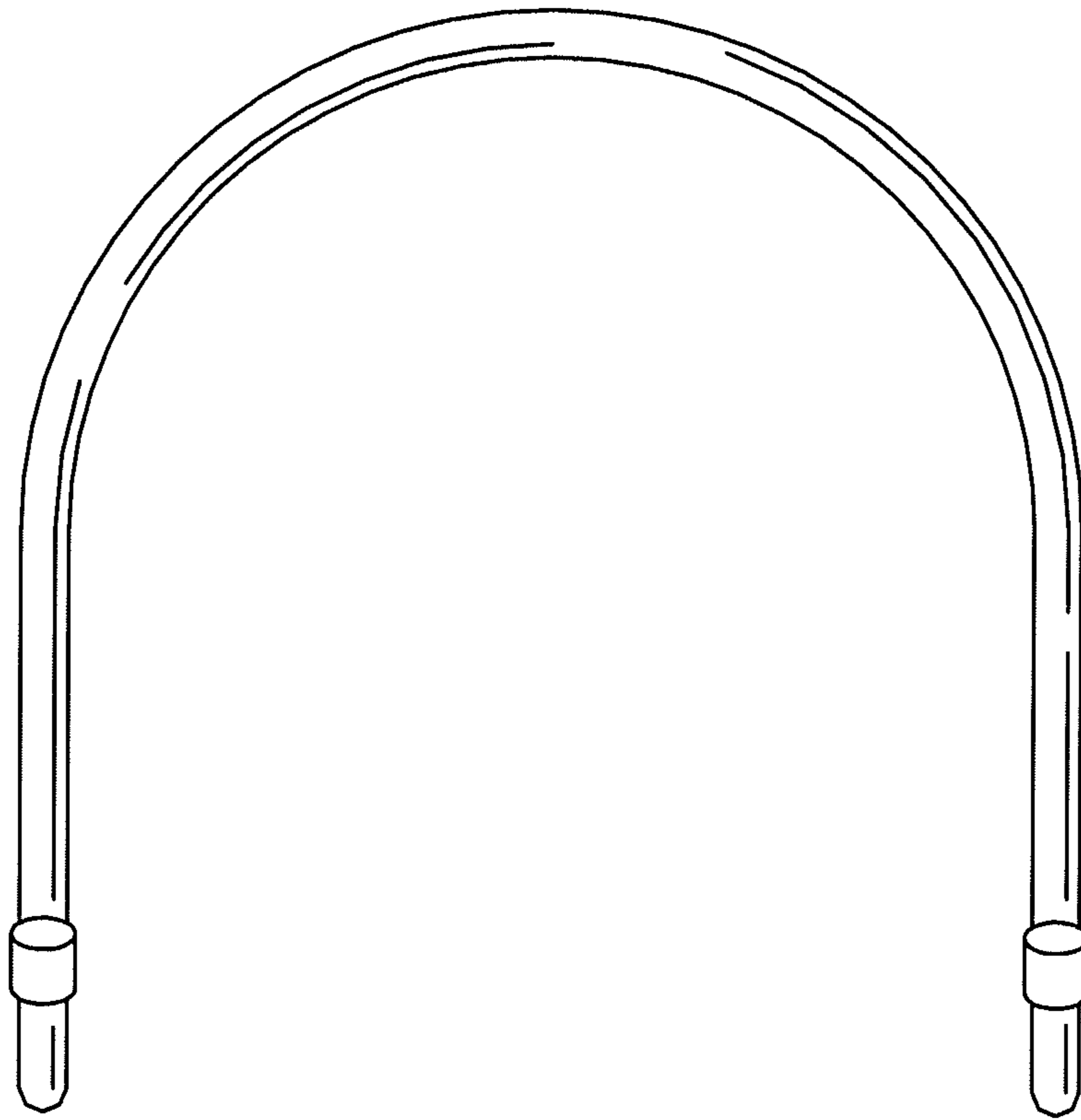


FIG. 3




FIG. 4




FIG. 5

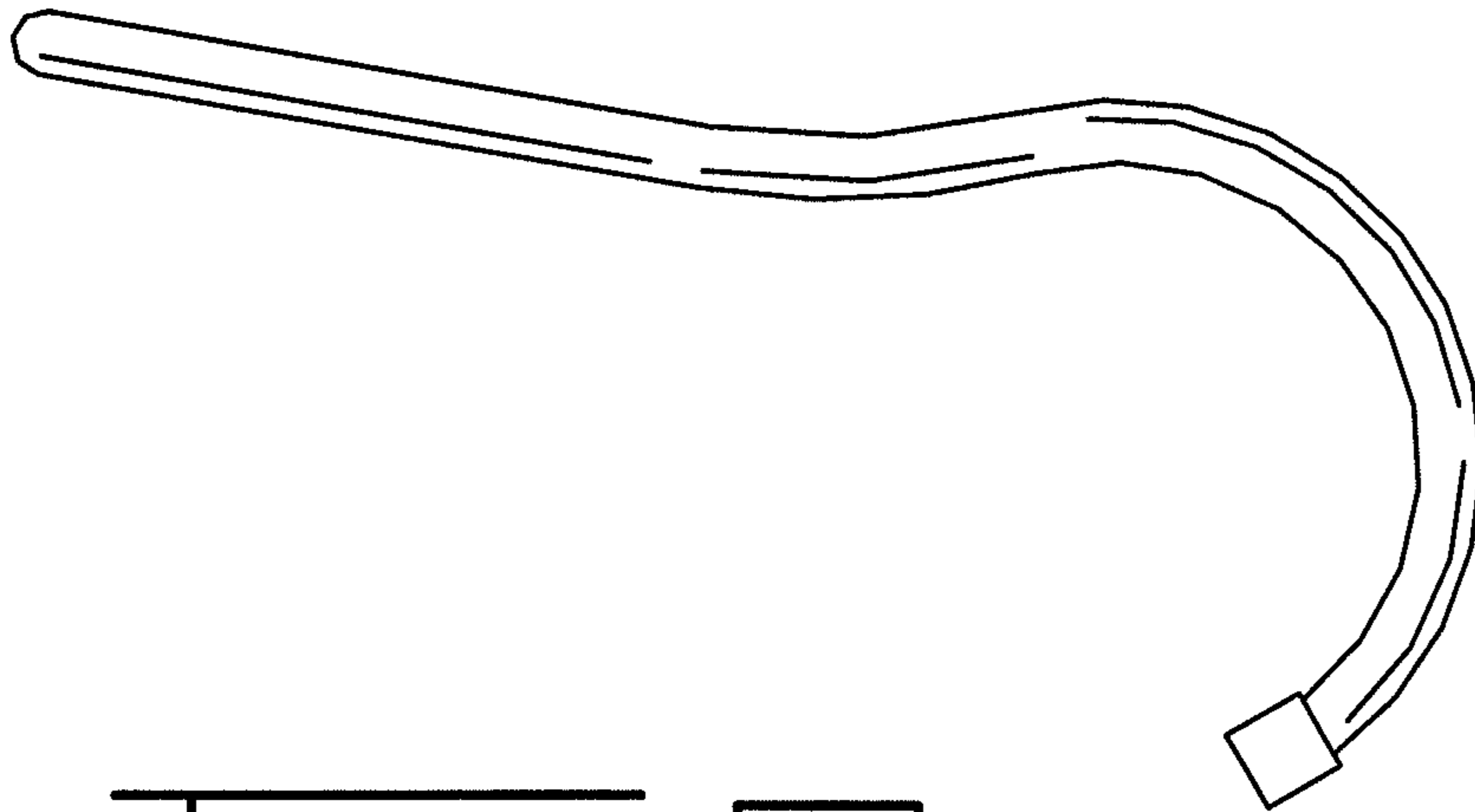


FIG. 6

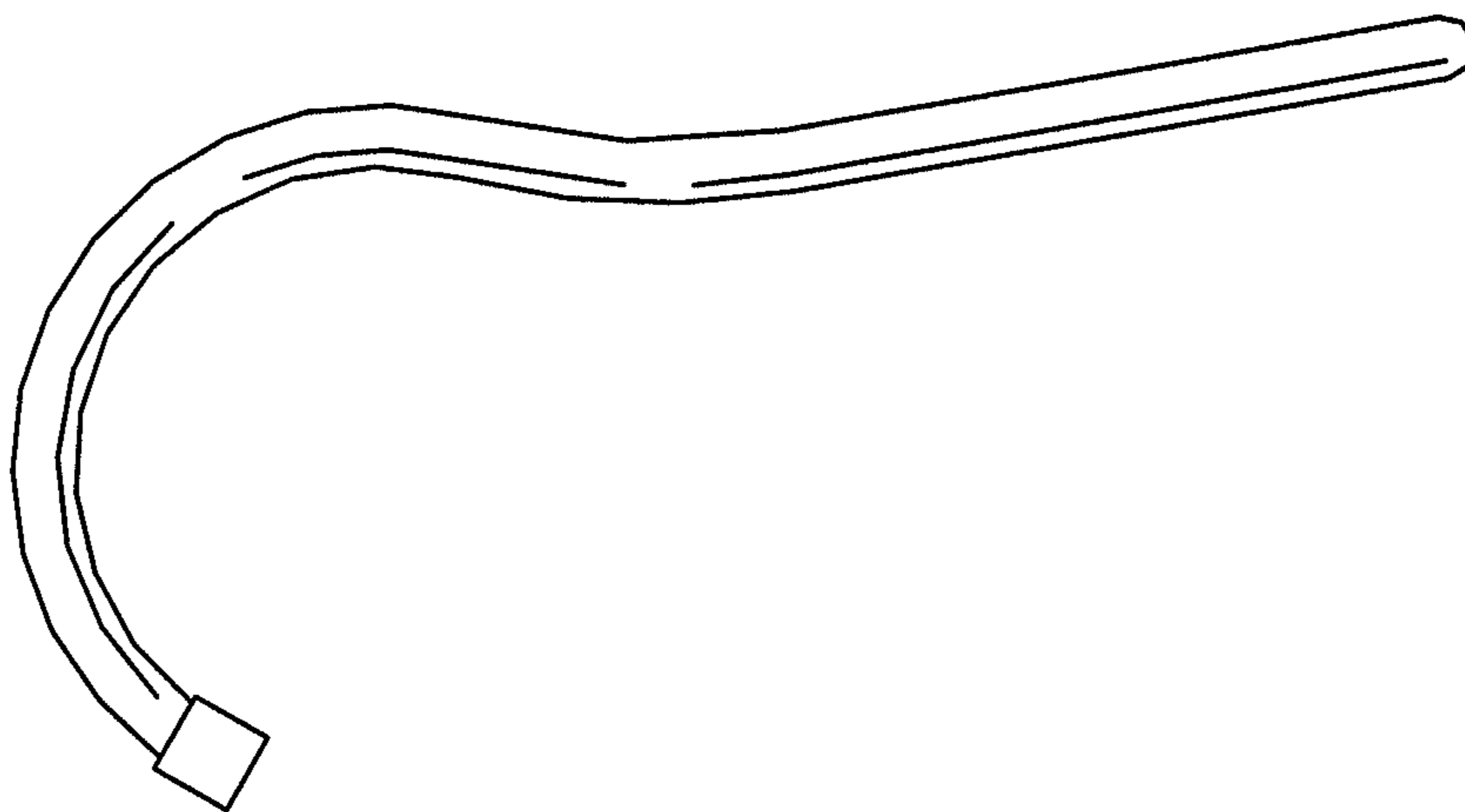


FIG. 7

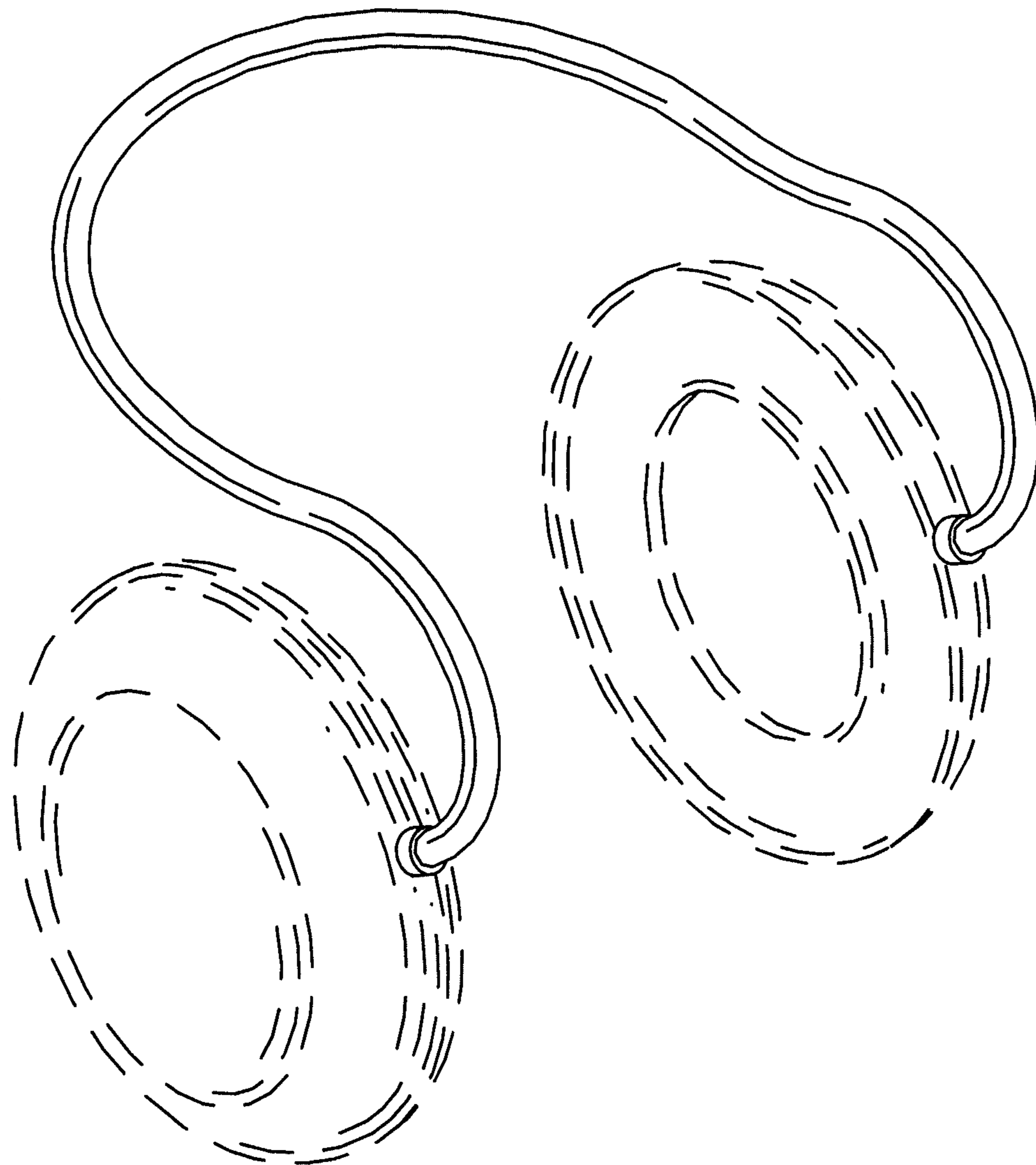


FIG. 1





FIG. 3