



US00D718270S

(12) **United States Design Patent**  
**Furuno et al.**

(10) **Patent No.:** **US D718,270 S**  
(45) **Date of Patent:** **\*\* Nov. 25, 2014**

(54) **TELEPHONE HANDSET**  
(71) Applicant: **Panasonic Corporation**, Kadoma (JP)  
(72) Inventors: **Masashi Furuno**, Fukuoka (JP); **Ian Walton**, Dublin (IE); **Marcel Twohig**, Dublin (IE)  
(73) Assignee: **Panasonic Corporation**, Osaka (JP)  
(\*\*) Term: **14 Years**  
(21) Appl. No.: **29/462,396**

D610,109 S \* 2/2010 Kim et al. .... D14/138 AA  
D610,112 S \* 2/2010 Kim et al. .... D14/138 AA  
D617,292 S \* 6/2010 Chen et al. .... D14/138 AA  
D631,454 S \* 1/2011 Cui ..... D14/138 AA  
D639,265 S \* 6/2011 Kao ..... D14/138 AA  
D640,226 S \* 6/2011 Park et al. .... D14/138 AA  
D641,335 S \* 7/2011 Lee et al. .... D14/138 AA  
D644,198 S 8/2011 Brabander  
D649,130 S \* 11/2011 Ge et al. .... D14/138 AA  
D654,451 S \* 2/2012 Jeon et al. .... D14/138 AA  
D660,277 S \* 5/2012 Park et al. .... D14/138 AA  
D670,263 S 11/2012 Lin  
D670,674 S 11/2012 Chou et al.  
D689,036 S \* 9/2013 Yoshida ..... D14/147

\* cited by examiner

(22) Filed: **Aug. 2, 2013**

*Primary Examiner* — Stella Reid

(30) **Foreign Application Priority Data**

*Assistant Examiner* — Holly E Thurman

Feb. 6, 2013 (CN) ..... 2013 3 0037189

(74) *Attorney, Agent, or Firm* — Brinks Gilson & Lione

(51) **LOC (10) Cl.** ..... **14-03**

(57) **CLAIM**

(52) **U.S. Cl.**  
USPC ..... **D14/147**

We claim the ornamental design for a telephone handset, as shown and described.

(58) **Field of Classification Search**  
USPC ..... D14/147, 148, 149, 138 R, 138 AA, D14/138 AD, 138 G, 191, 203.1–203.8, 496, D14/137, 218, 341–347, 247–248, 144, D14/150–151, 240, 243, 140–142; 379/428.02, 433.01, 433.04, 454, 455; 348/168, 169, 167; 455/566, 575.1, 455/575.3, 575.4

**DESCRIPTION**

See application file for complete search history.

FIG. 1 is a perspective view of a telephone handset showing my new design;  
FIG. 2 is a front view thereof;  
FIG. 3 is a rear view thereof;  
FIG. 4 is a left side view thereof;  
FIG. 5 is a right side view thereof;  
FIG. 6 is a top view thereof; and,  
FIG. 7 is a bottom view thereof.

(56) **References Cited**

The broken lines shown represent unclaimed subject matter only and form no part of the claimed design.

**U.S. PATENT DOCUMENTS**

The dot-dash lines in the drawings define the bounds of the claimed design only and form no part of the claimed design.

D583,354 S 12/2008 Gonser et al.  
D589,922 S \* 4/2009 Boyd et al. .... D14/138 AA  
D590,367 S \* 4/2009 Tompkin ..... D14/138 AA

**1 Claim, 7 Drawing Sheets**

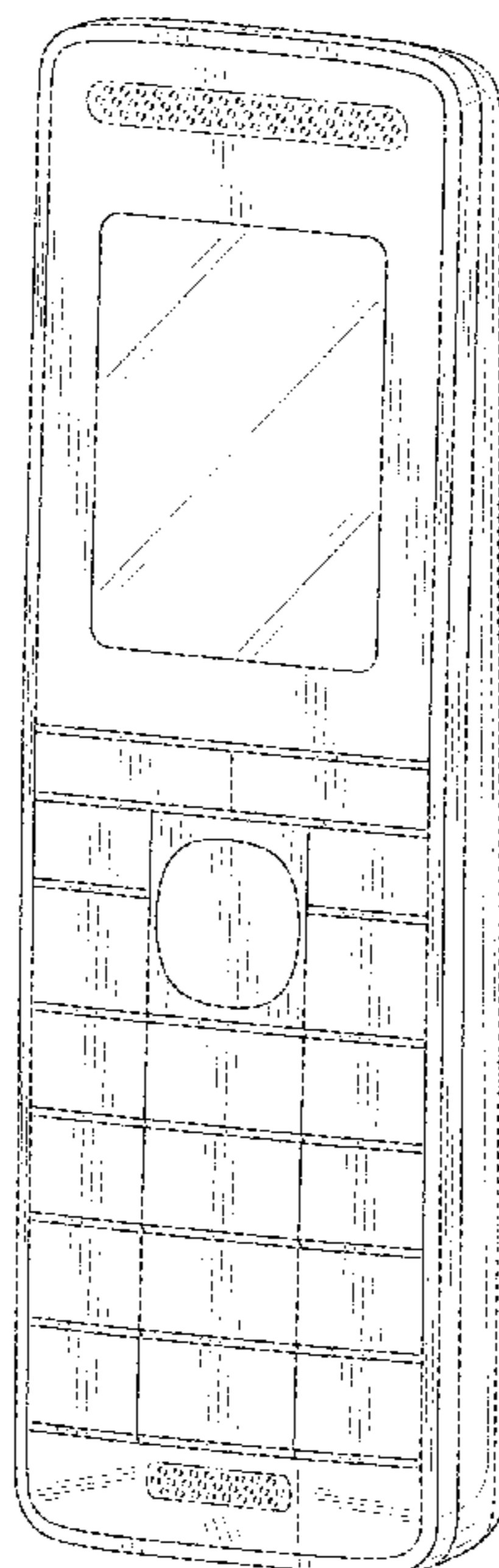


FIG. 1

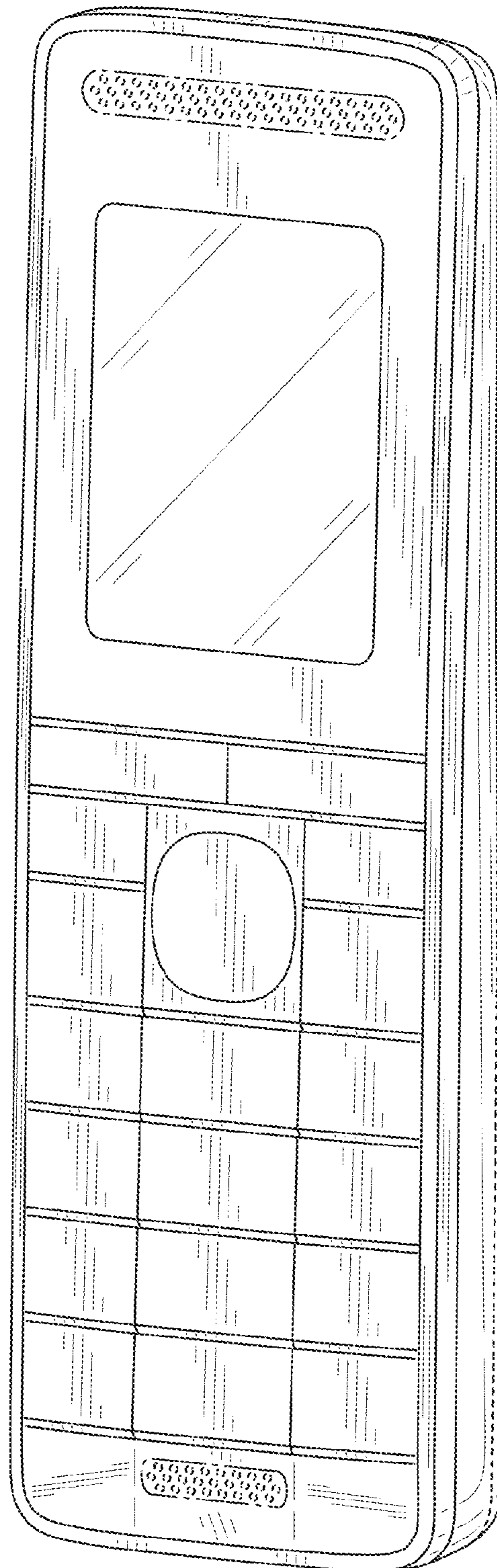


FIG.2

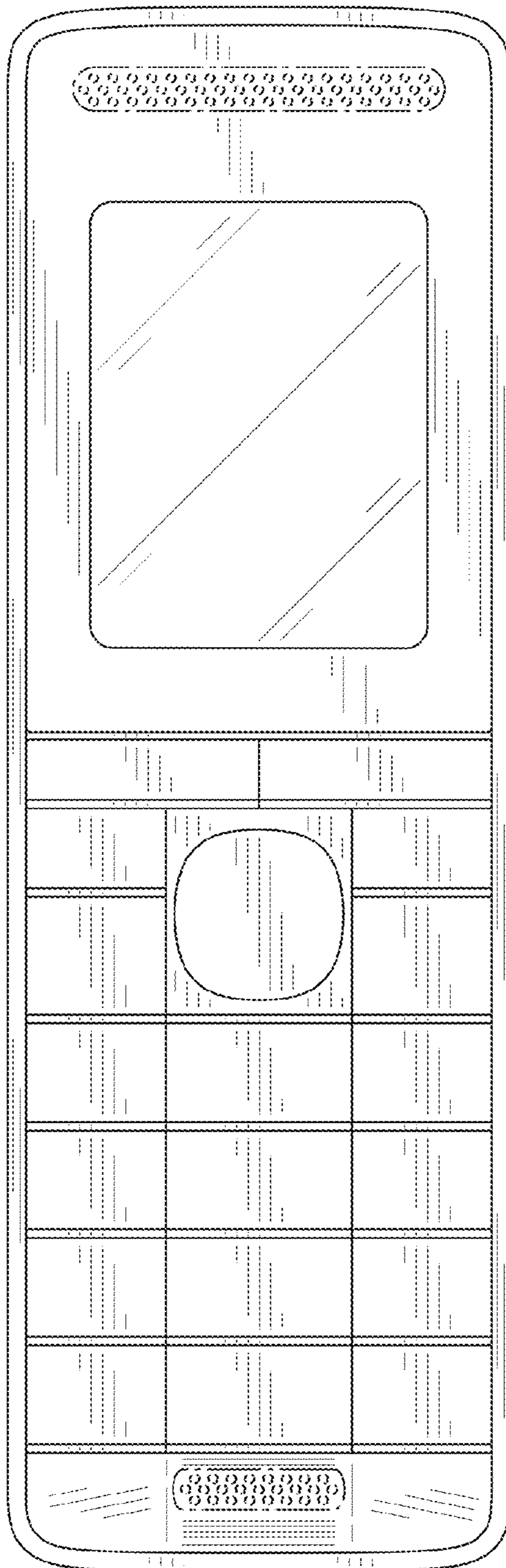


FIG.3

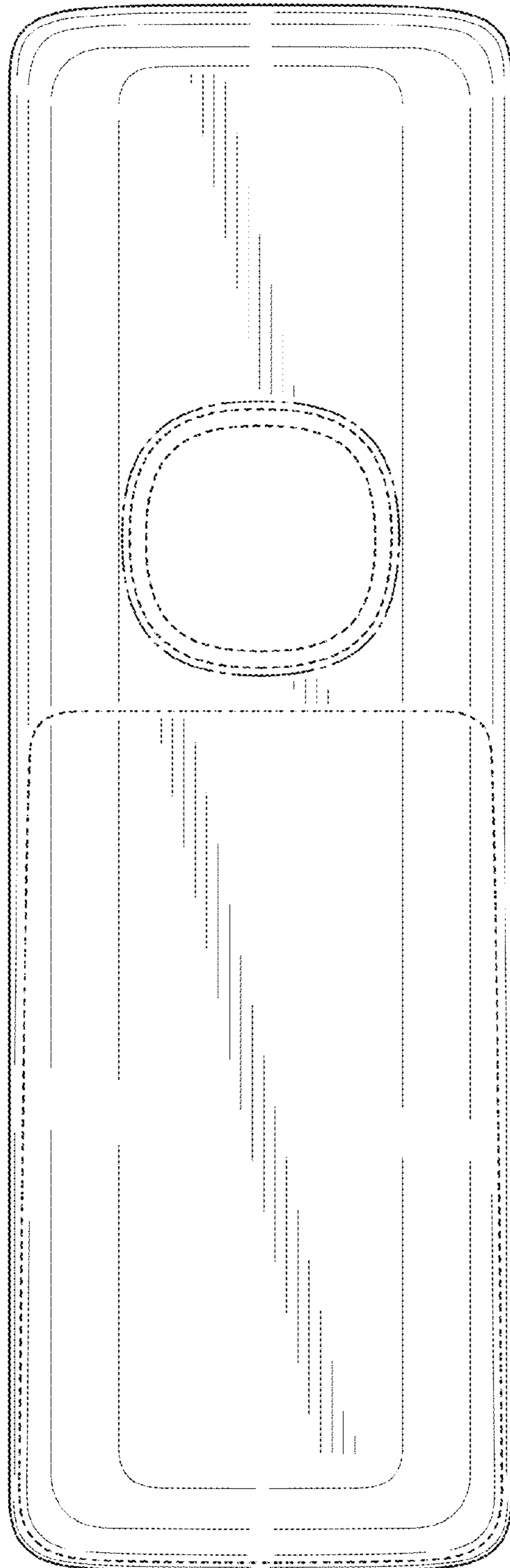


FIG. 4

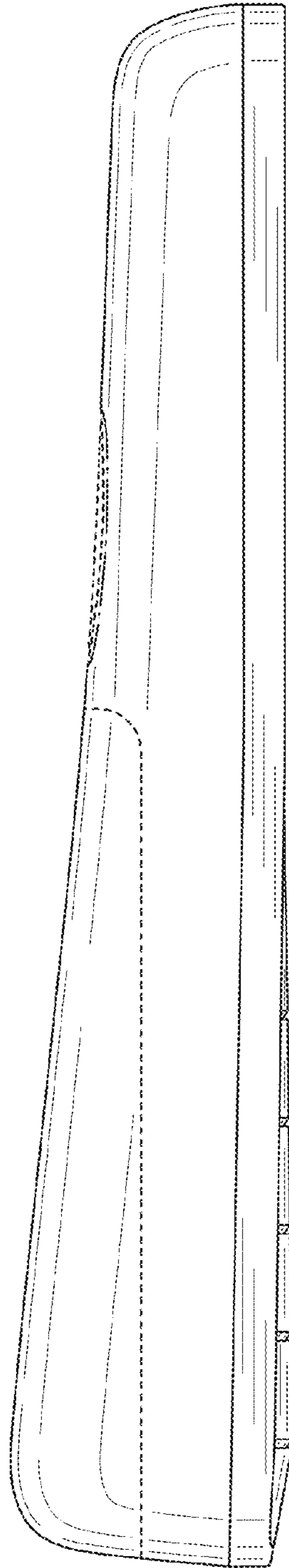


FIG.5

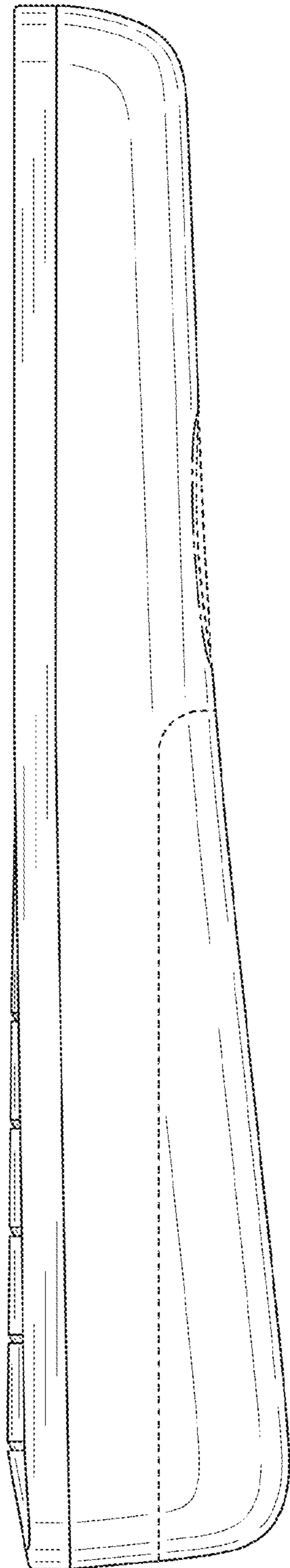


FIG.6

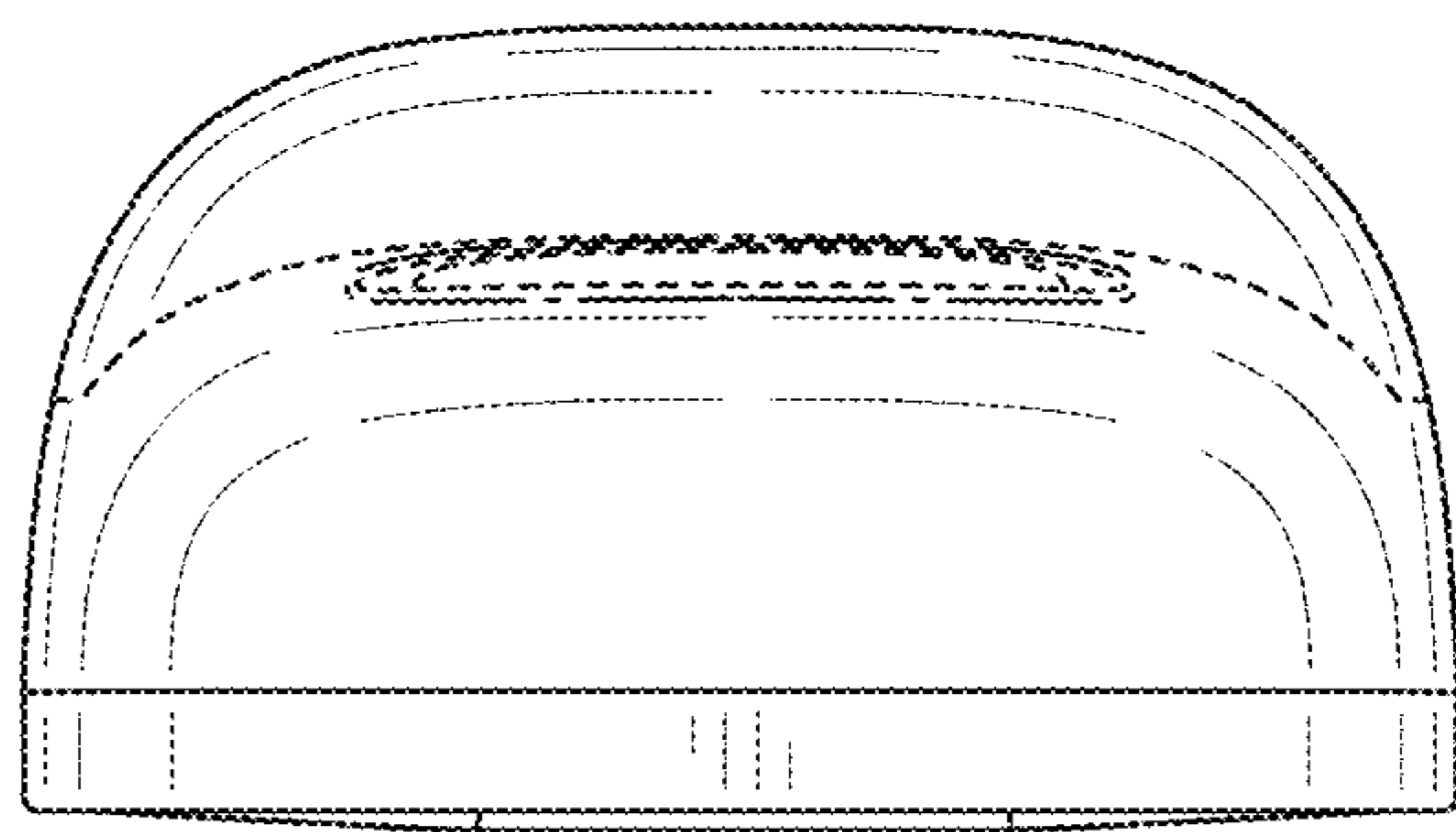


FIG. 7

