



US00D718208S

(12) **United States Design Patent**  
**Smyth**

(10) **Patent No.:** **US D718,208 S**

(45) **Date of Patent:** **\*\* Nov. 25, 2014**

(54) **SAILBOAT**

(71) Applicant: **David Smyth**, Sunland, CA (US)

(72) Inventor: **David Smyth**, Sunland, CA (US)

(\*\*) Term: **14 Years**

(21) Appl. No.: **29/481,093**

(22) Filed: **Jan. 31, 2014**

(51) **LOC (10) Cl.** ..... **12-06**

(52) **U.S. Cl.**  
USPC ..... **D12/303**

(58) **Field of Classification Search**

CPC ..... B63H 9/00; B63H 9/04; B63H 9/06;  
B63H 9/0607; B63H 9/0642; B63H 9/0657;  
B63H 9/0685; B63B 35/7973; B63B 35/7976;  
B63B 35/7983  
USPC ..... D12/300, 303, 304, 315, 318;  
114/39.11, 39.12, 39.13, 39.14, 39.15,  
114/39.21, 39.24, 39.25, 39.26, 39.28,  
114/39.31, 102.1, 102.13, 102.29, 102.31,  
114/102.32, 102.33, 343, 355; D21/544  
See application file for complete search history.

(56) **References Cited**

**U.S. PATENT DOCUMENTS**

1,504,057 A \* 8/1924 Koelkebeck ..... 114/39.32  
3,788,257 A \* 1/1974 Miller ..... 114/39.26

4,465,008 A \* 8/1984 Liggett ..... 114/39.28  
4,506,620 A \* 3/1985 Gerr ..... 114/102.16  
5,027,735 A \* 7/1991 Labrador ..... 114/39.26  
5,197,401 A \* 3/1993 Finley et al. .... 114/102.16  
7,146,918 B2 \* 12/2006 Meller ..... 114/39.26  
2007/0221111 A1 \* 9/2007 Roig ..... 114/39.29  
2011/0139052 A1 \* 6/2011 Burandt ..... 114/39.29

\* cited by examiner

*Primary Examiner* — Cynthia M Chin

(74) *Attorney, Agent, or Firm* — Omni Legal Group; Omid E. Khalifeh


(57) **CLAIM**

The ornamental design for a sailboat, as shown and described.

**DESCRIPTION**

FIG. 1 is a perspective view of a sailboat according to the present invention;  
FIG. 2 is a side view of a sailboat according to the present invention;  
FIG. 3 is a second side view of a sailboat according to the present invention;  
FIG. 4 is a top view of a sailboat according to the present invention;  
FIG. 5 is a bottom view of a sailboat according to the present invention;  
FIG. 6 is a front view of a sailboat according to the present invention; and,  
FIG. 7 is a rear view of a sailboat according to the present invention.

**1 Claim, 6 Drawing Sheets**



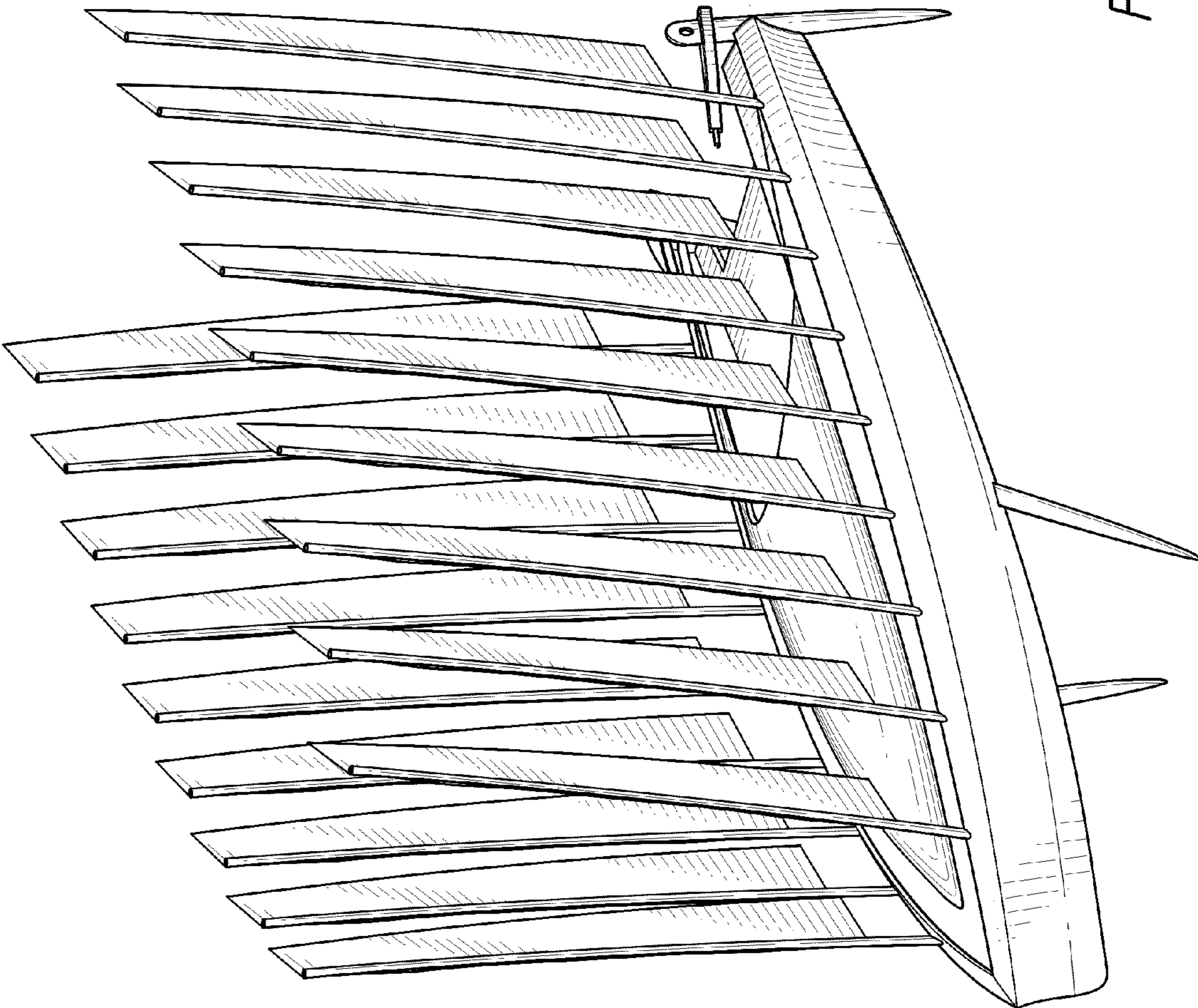


FIG. 1

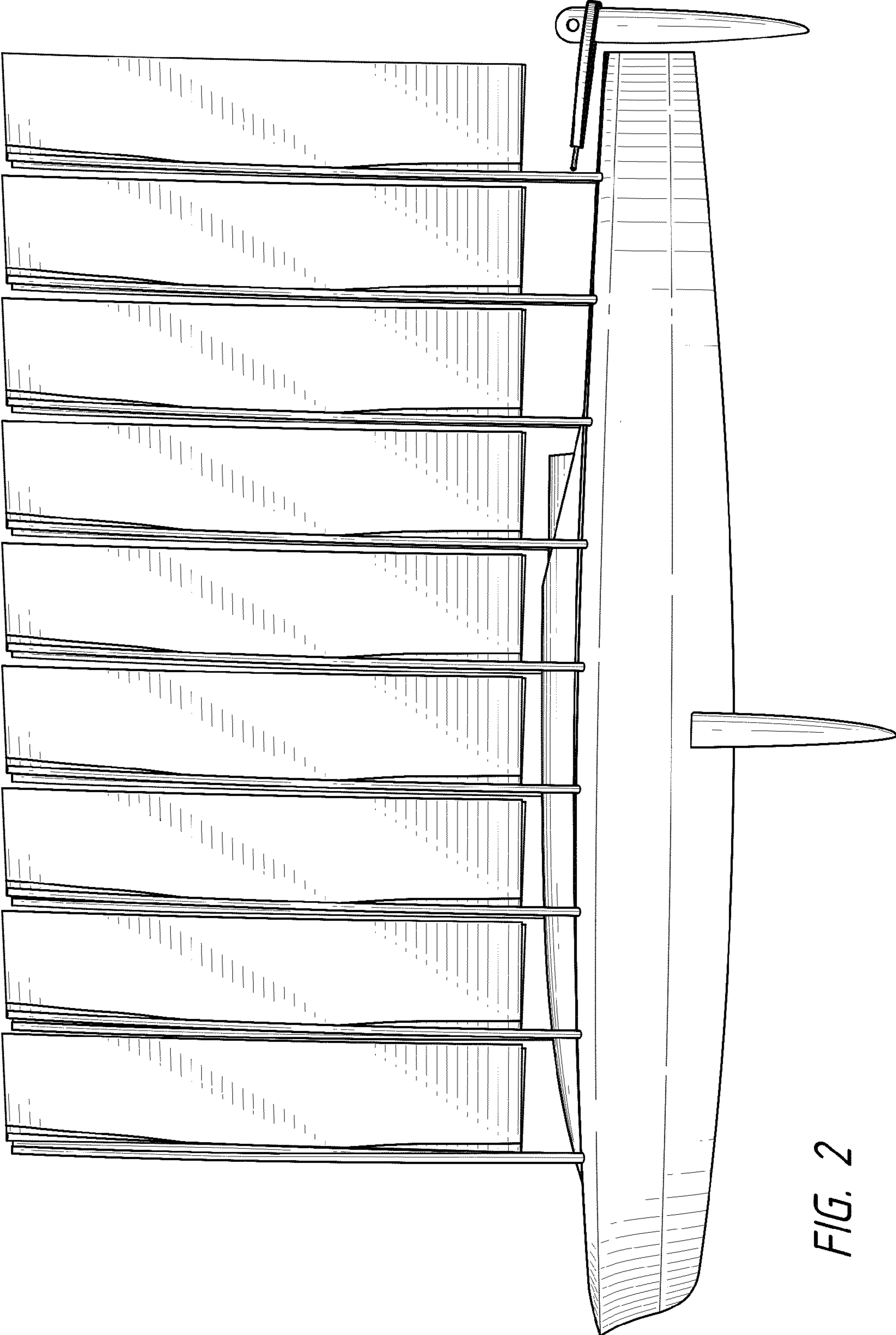


FIG. 2



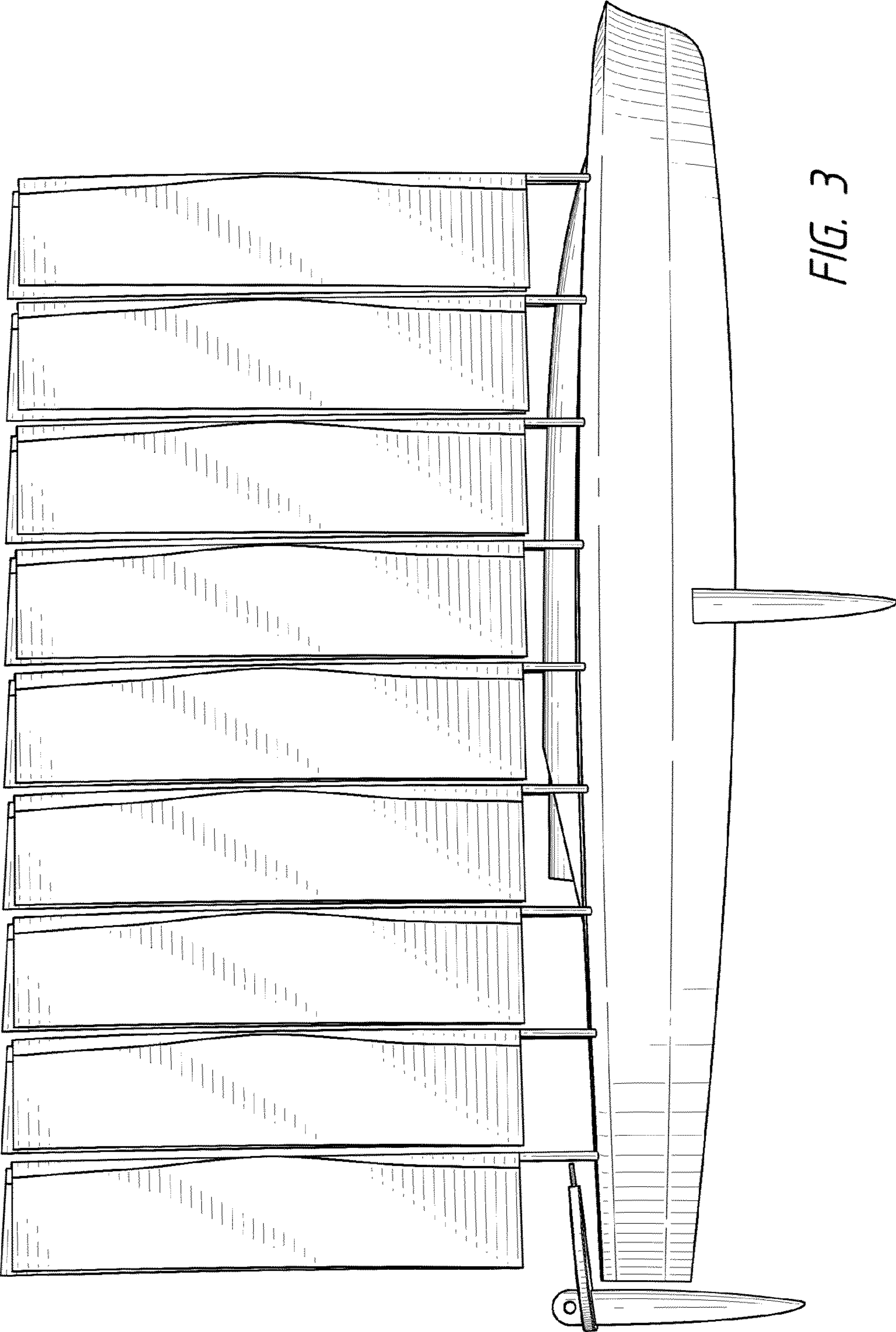


FIG. 3

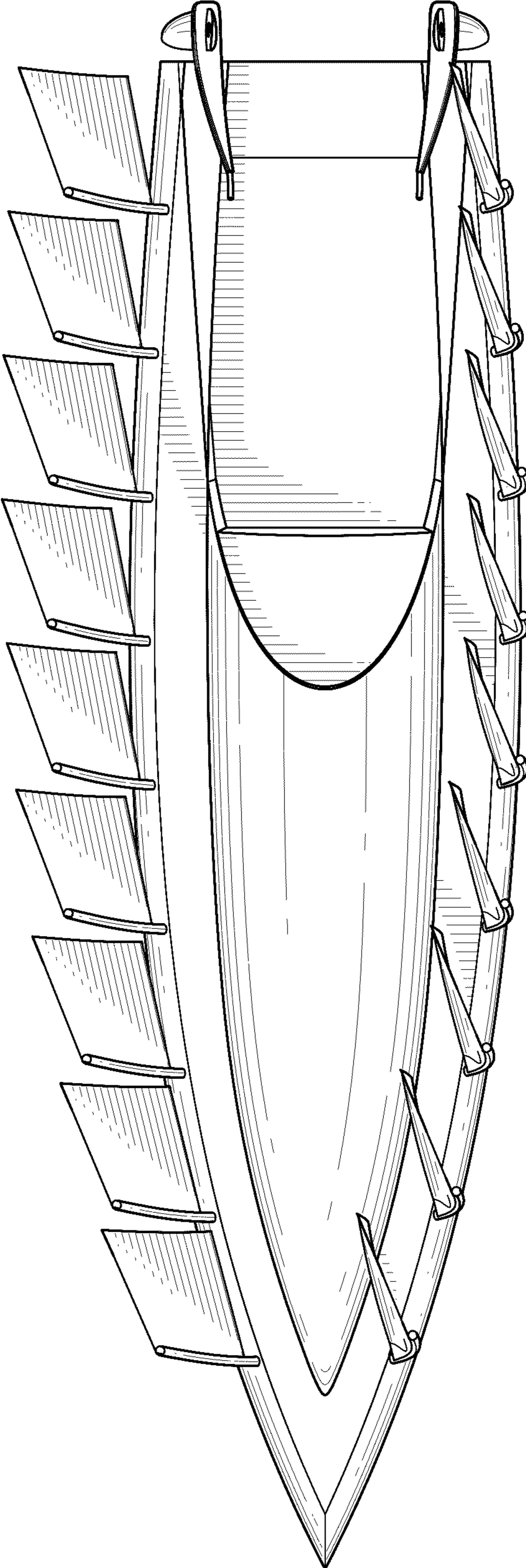


FIG. 4

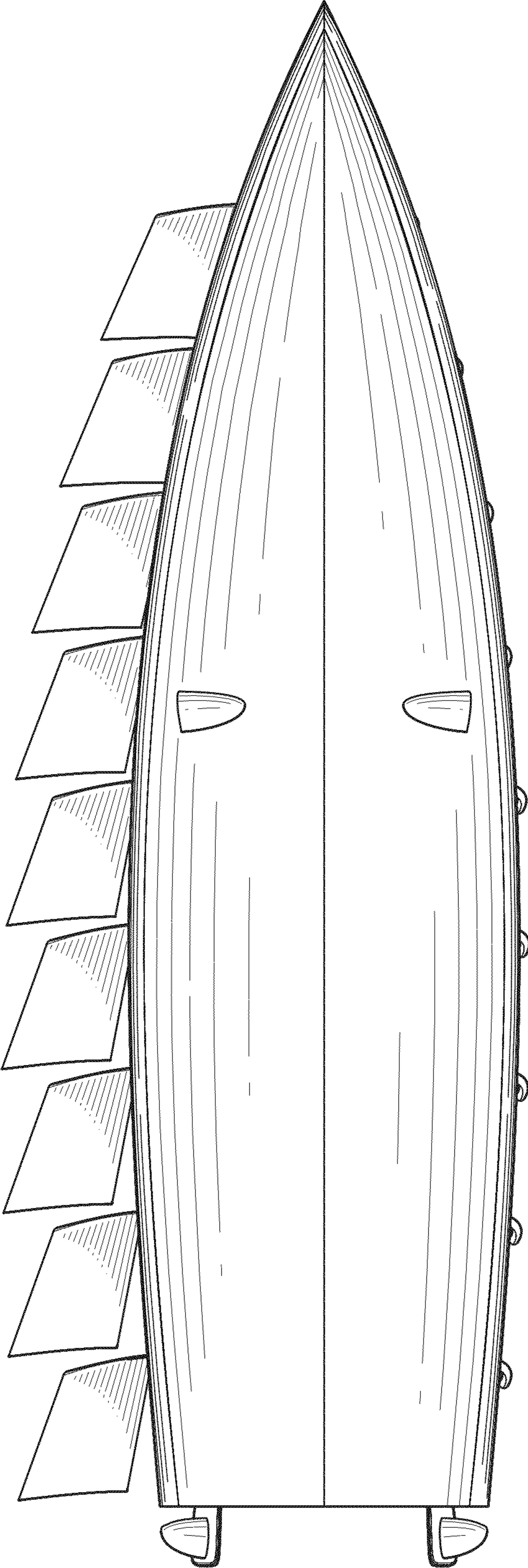


FIG. 5



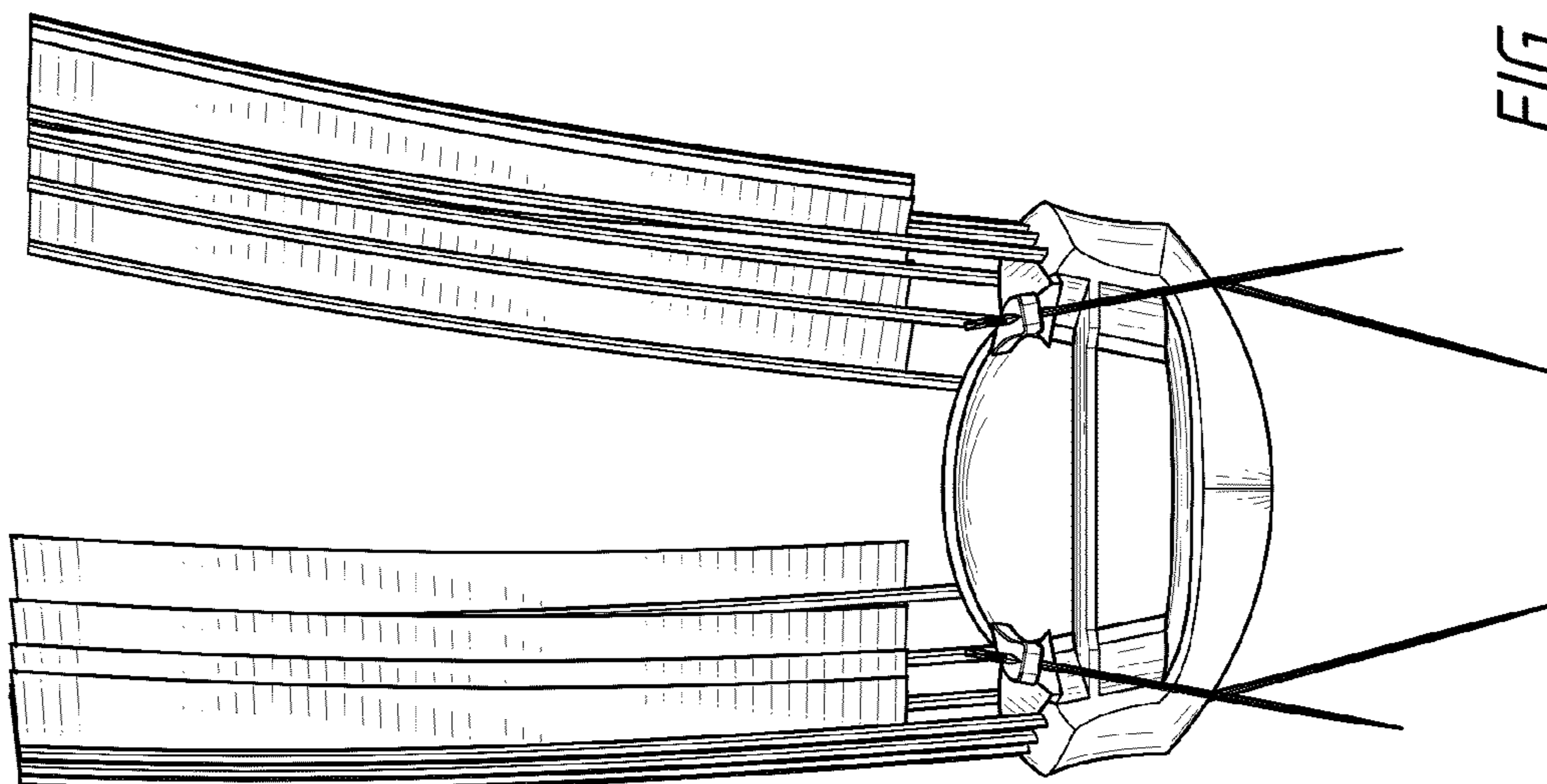


FIG. 7

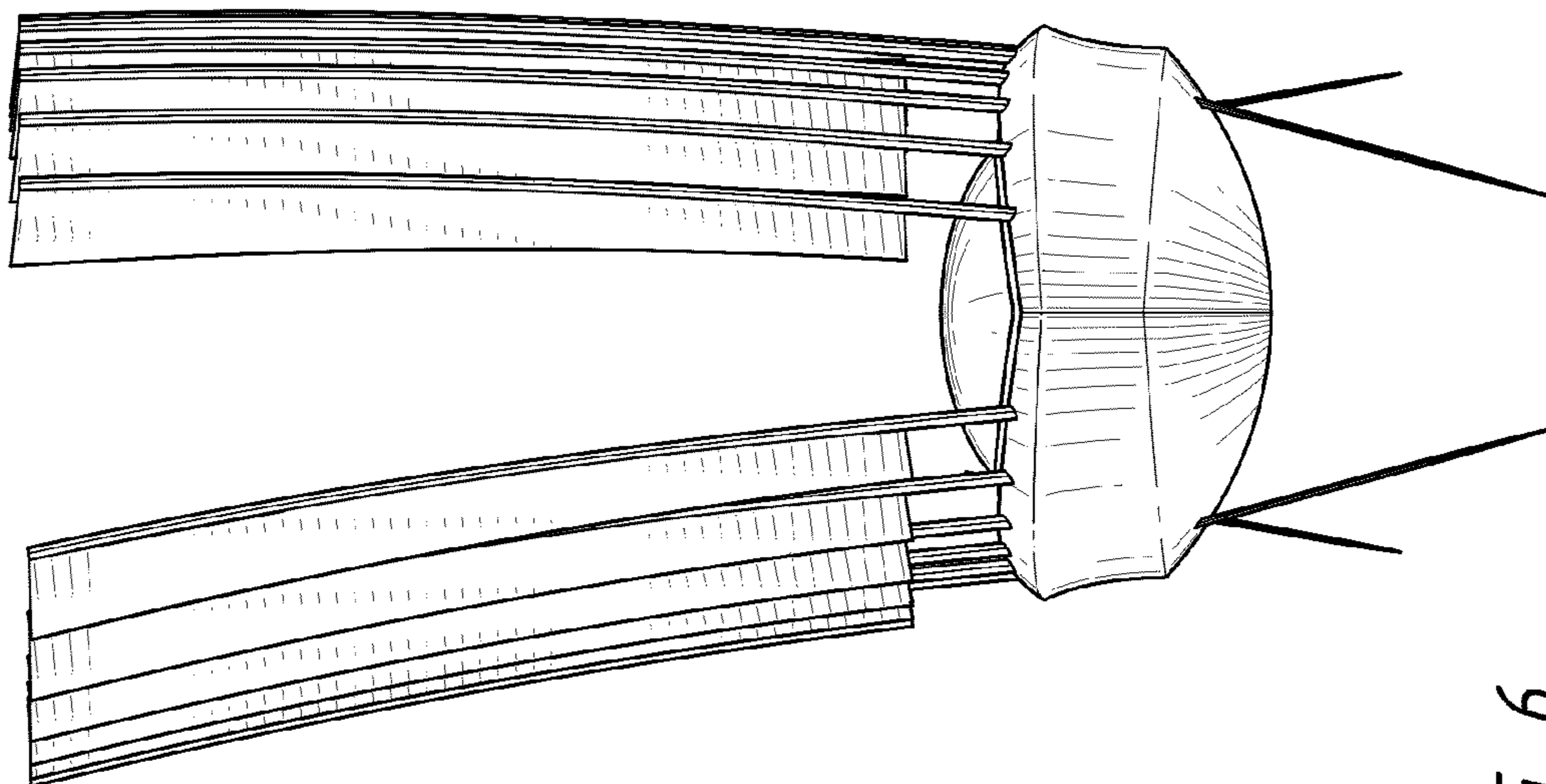


FIG. 6