



US00D718186S

(12) **United States Design Patent**
Iannello et al.

(10) **Patent No.:** **US D718,186 S**

(45) **Date of Patent:** **** Nov. 25, 2014**

(54) **BUCKLE**

(71) Applicant: **Illinois Tool Works Inc.**, Glenview, IL (US)

(72) Inventors: **Christopher A. J. Iannello**, Rolling Meadows, IL (US); **Martin J. Nilsen**, Hampshire, IL (US); **Michael B. Grimm**, Evanston, IL (US); **Jon D. Burrow**, Bartlett, IL (US)

(73) Assignee: **Illinois Tool Works Inc.**, Glenview, IL (US)

(**) Term: **14 Years**

(21) Appl. No.: **29/492,385**

(22) Filed: **May 30, 2014**

(51) **LOC (10) Cl.** **02-07**

(52) **U.S. Cl.**
USPC **D11/218**

(58) **Field of Classification Search**
CPC **A41F 11/04**
USPC **D11/1-2, 200-201, 206-210, 214-218; 24/163 R, 169-171, 173, 177-179, 191, 24/194-195, 197, 200, 614-616, 625, 198, 24/578.11, 578.1, 163 K, 114, 307**

See application file for complete search history.

(56) **References Cited**

U.S. PATENT DOCUMENTS

D479,151 S *	9/2003	Hamilton	D11/216
D496,882 S *	10/2004	Kaneko et al.	D11/218
D562,728 S *	2/2008	Downing et al.	D11/210
D568,785 S *	5/2008	Yang et al.	D11/218
D633,415 S *	3/2011	Grimm et al.	D11/218
D651,123 S *	12/2011	Kaneko	D11/218
D687,509 S *	8/2013	Iannello et al.	D22/108
D709,797 S *	7/2014	Iannello et al.	D11/218
D710,250 S *	8/2014	Iannello et al.	D11/218

* cited by examiner

Primary Examiner — Ralf Seifert

(74) *Attorney, Agent, or Firm* — Paul F. Donovan

(57) **CLAIM**

The ornamental design for a buckle, as shown and described.

DESCRIPTION

FIG. 1 is a perspective view of the buckle showing the new design;

FIG. 2 is a top view thereof;

FIG. 3 is a bottom view thereof;

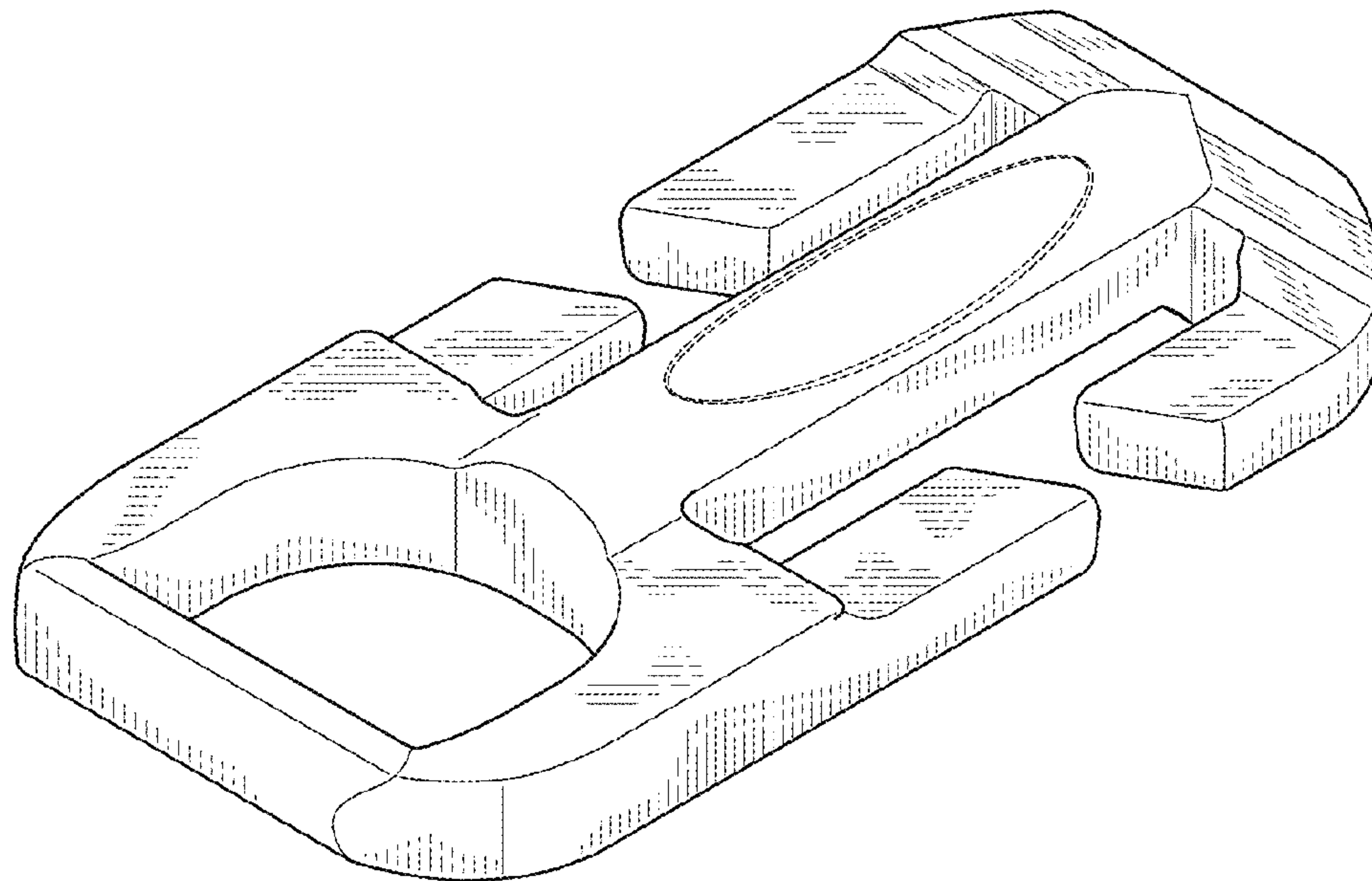
FIG. 4 is a left side view thereof;

FIG. 5 is a right side view thereof;

FIG. 6 is a front view thereof; and,

FIG. 7 is a back view thereof.

1 Claim, 4 Drawing Sheets



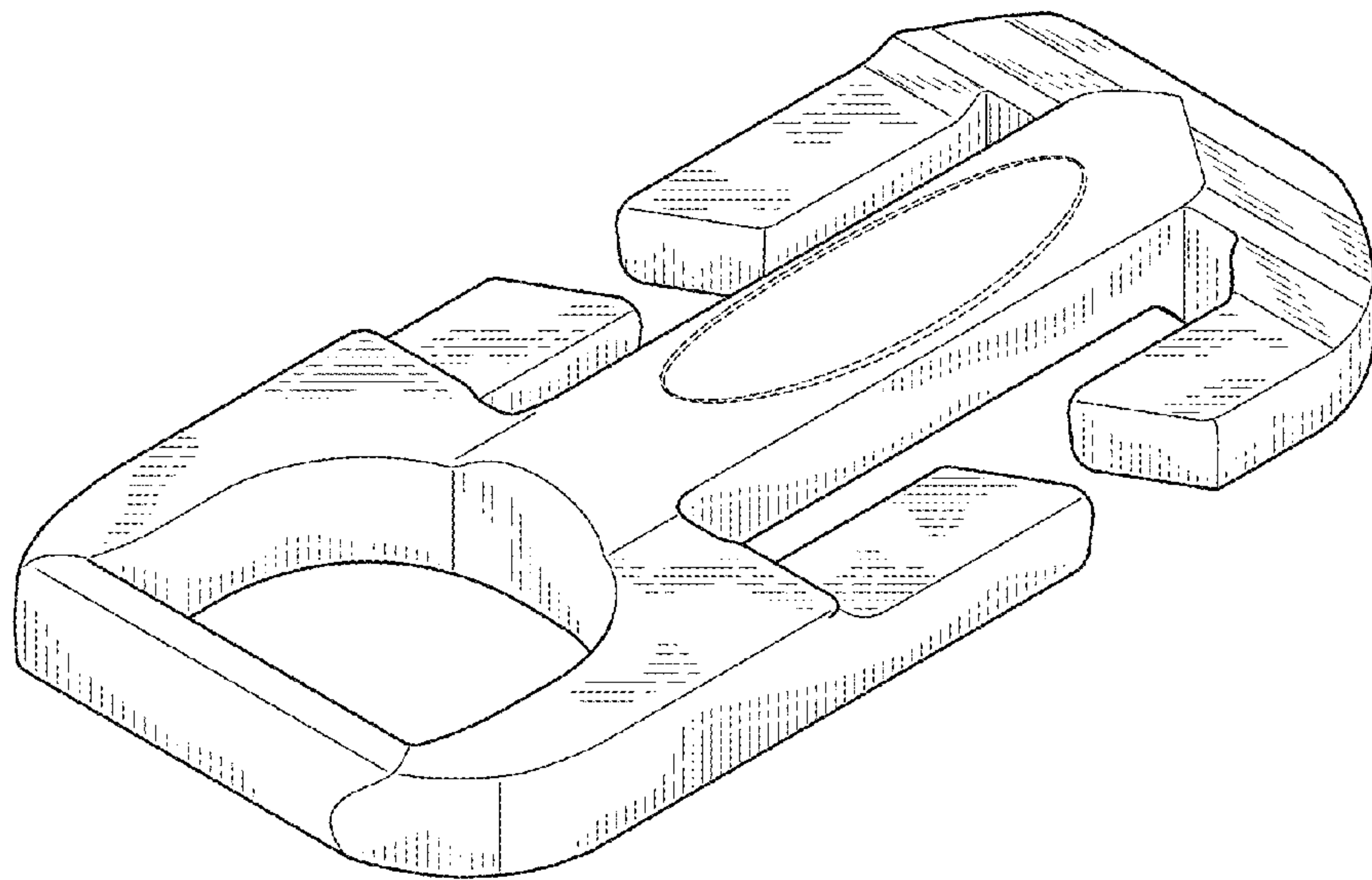


FIG. 1

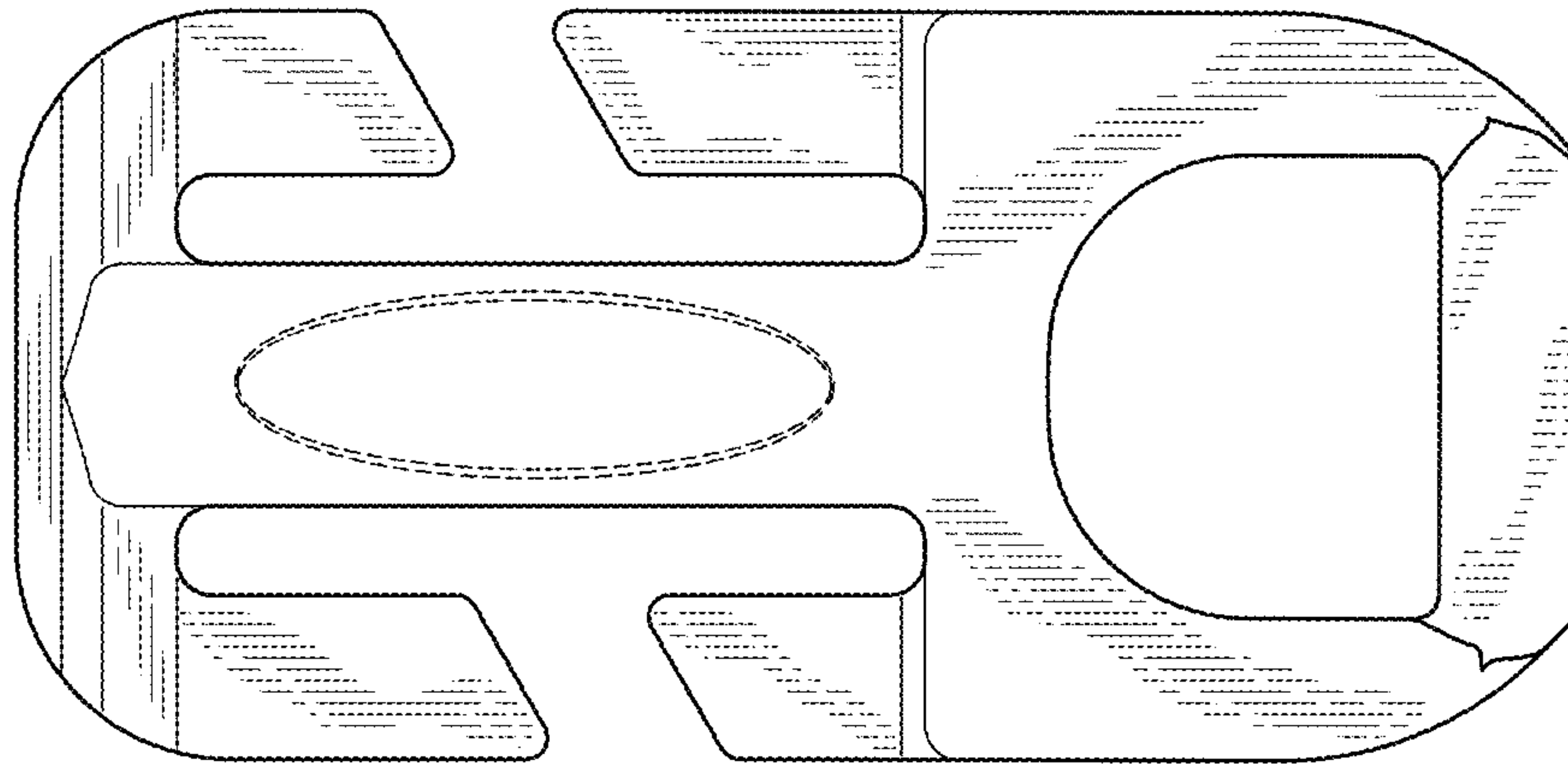


FIG. 2

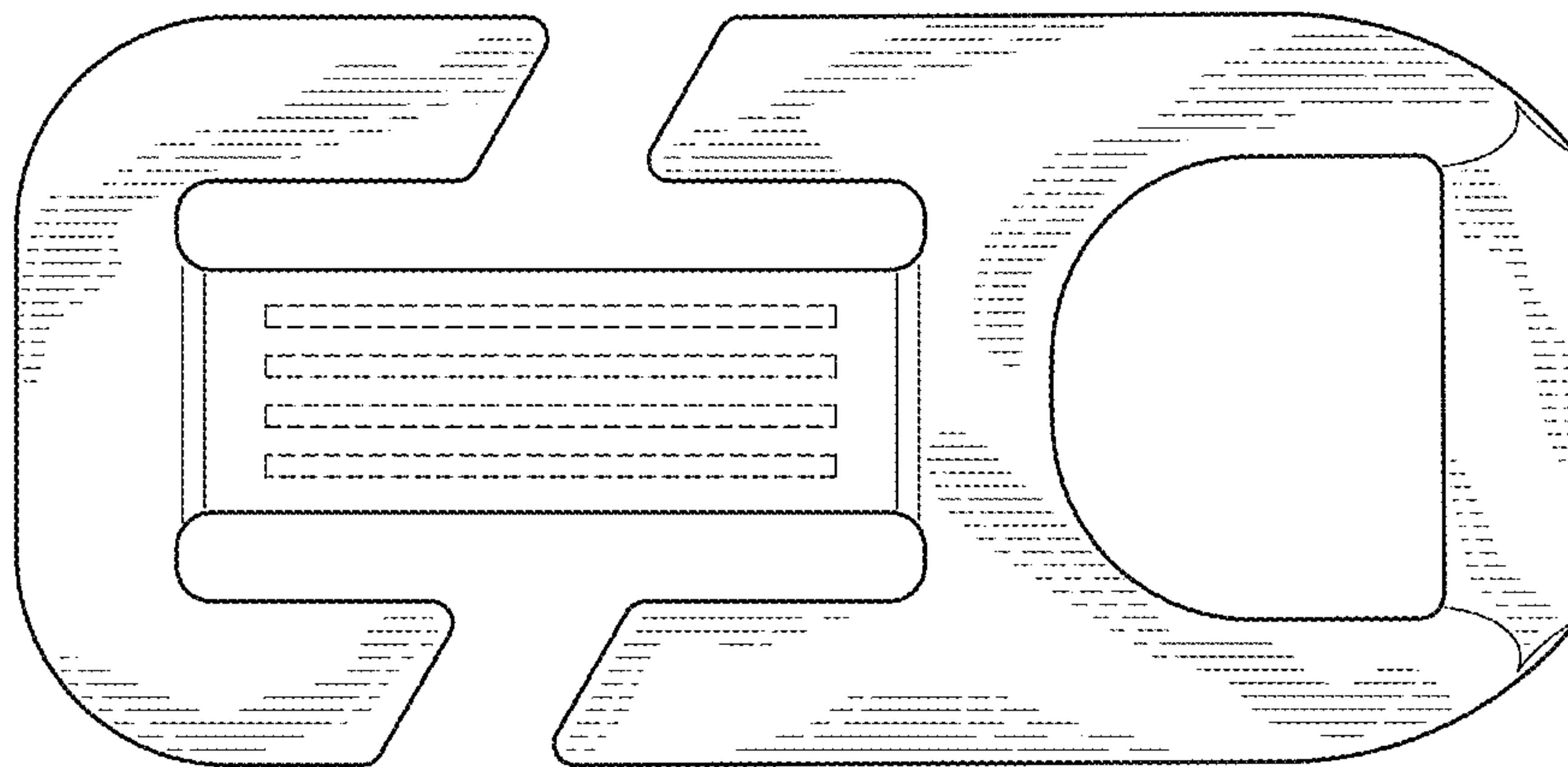


FIG. 3

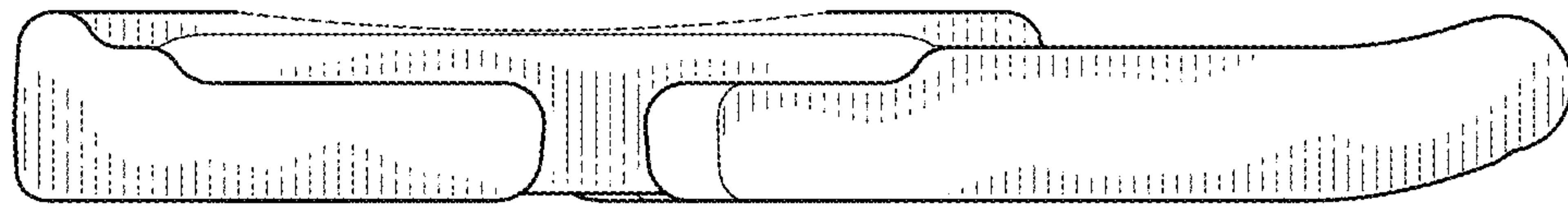


FIG. 4




FIG. 5




FIG. 6




FIG. 7