



US00D718175S

(12) **United States Design Patent**  
**Ross et al.**

(10) **Patent No.:** **US D718,175 S**  
(45) **Date of Patent:** **\*\* Nov. 25, 2014**

(54) **DIAMOND AND RING SETTING**

(76) Inventors: **Adam L. Ross**, West Chester, OH (US);  
**Natalie Elizabeth White**, Columbus, IN (US)

(\*\*) Term: **14 Years**

(21) Appl. No.: **29/425,765**

(22) Filed: **Jun. 27, 2012**

(51) **LOC (10) Cl.** ..... **11-01**

(52) **U.S. Cl.**

USPC ..... **D11/36; D11/92**

(58) **Field of Classification Search**

USPC ..... D11/1, 2, 8-9, 26-39, 79, 80, 81, 86,  
D11/91, 92; 63/26-28, 29.1, 29.2, 31, 32,  
63/1.11, 15, 15.1-15.4, 15.45, 15.5, 15.6,  
63/15.65, 15.7

See application file for complete search history.

(56) **References Cited**

**U.S. PATENT DOCUMENTS**

D189,758 S *	2/1961	Gibeault	.....	D11/36
6,260,384 B1 *	7/2001	Mino et al.	.....	63/26
D513,203 S *	12/2005	Liechtung	.....	D11/35
D527,672 S *	9/2006	Schumacher	.....	D11/92
D542,697 S *	5/2007	Schumacher	.....	D11/91
D542,698 S *	5/2007	Schumacher	.....	D11/92
D637,101 S *	5/2011	Papadimitriou	.....	D11/34
D683,648 S *	6/2013	Dholakiya	.....	D11/34

D701,137 S *	3/2014	Dholakiya	.....	D11/34
2006/0021383 A1 *	2/2006	Weber	.....	63/15
2006/0288734 A1 *	12/2006	Savransky	.....	63/15

**OTHER PUBLICATIONS**

[Online] Simon G. TR431 Caviar Diamond Engagement Ring. [http://www.whiteflash.com/pimg/jewelry/simon-g-tr431-cavier-diamond-engagement-ring-in-18k-white-gold\\_gi\\_32763\\_f.jpg?quality=100](http://www.whiteflash.com/pimg/jewelry/simon-g-tr431-cavier-diamond-engagement-ring-in-18k-white-gold_gi_32763_f.jpg?quality=100). Retrieved Aug. 9, 2014.\*

\* cited by examiner

*Primary Examiner* — Garth Rademaker

*Assistant Examiner* — Melanie Pellegrini

(74) *Attorney, Agent, or Firm* — Baker & Hostetler LLP

(57) **CLAIM**

The ornamental design for a diamond and ring setting, as shown and described.

**DESCRIPTION**

FIG. 1 is a perspective view of a diamond and ring setting showing my new design;

FIG. 2 is a front view thereof, which is identical to the back view, thereof (not separately shown);

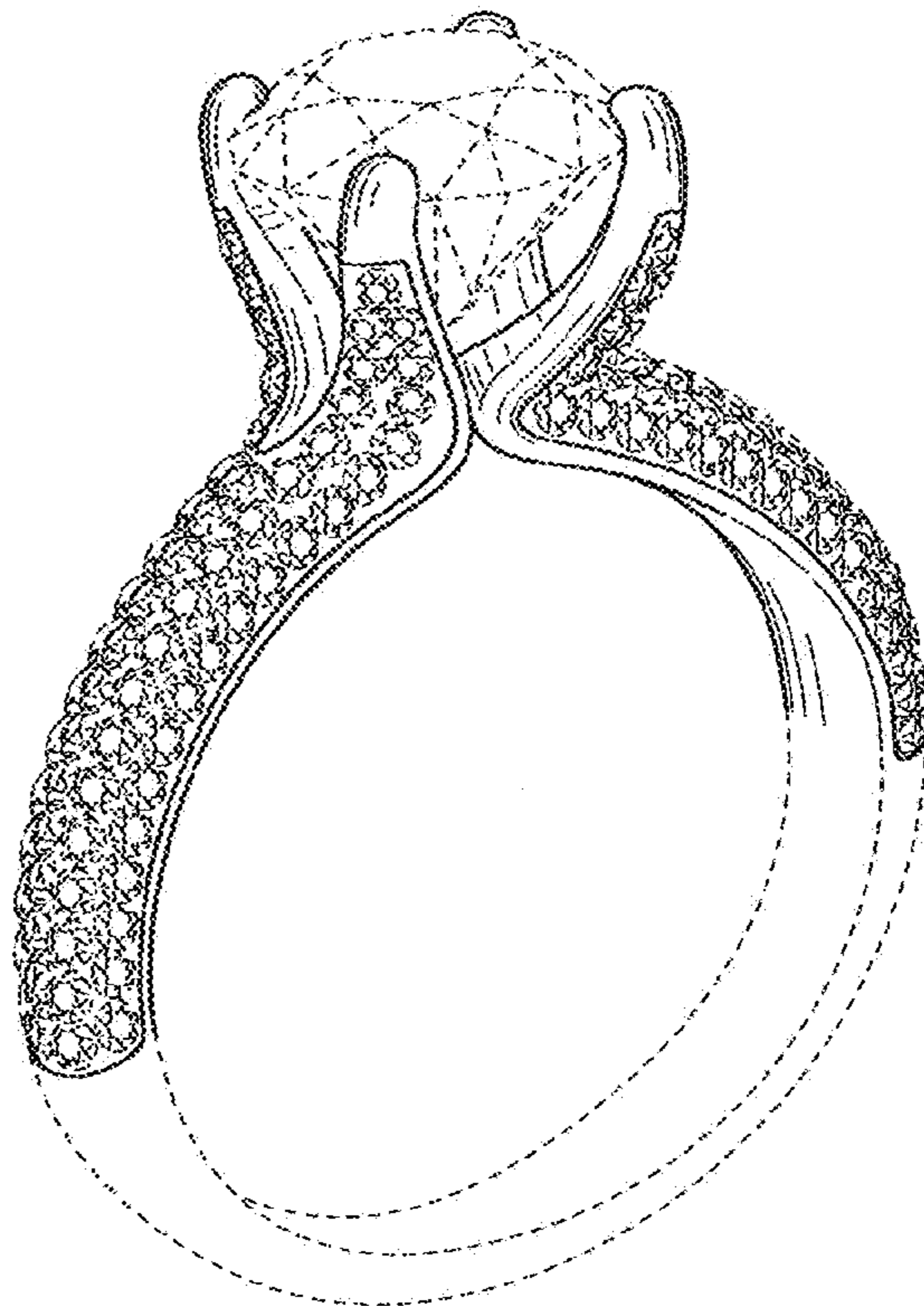
FIG. 3 is a side view thereof;

FIG. 4 is a top view thereof; and,

FIG. 5 is a bottom view thereof.

The broken lines shown in the drawings illustrate environment and form no part of the claimed design.

**1 Claim, 2 Drawing Sheets**



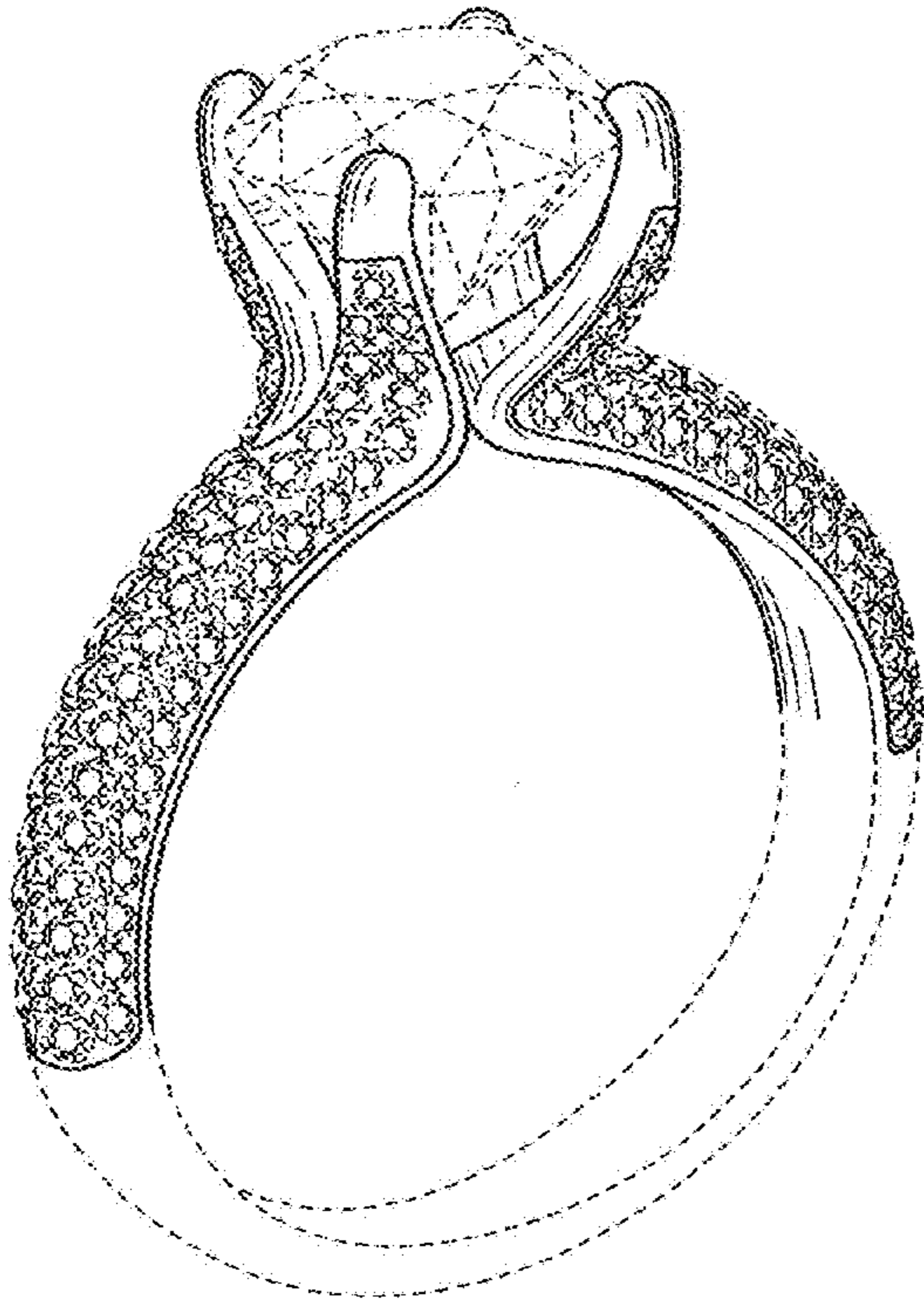


FIG. 1

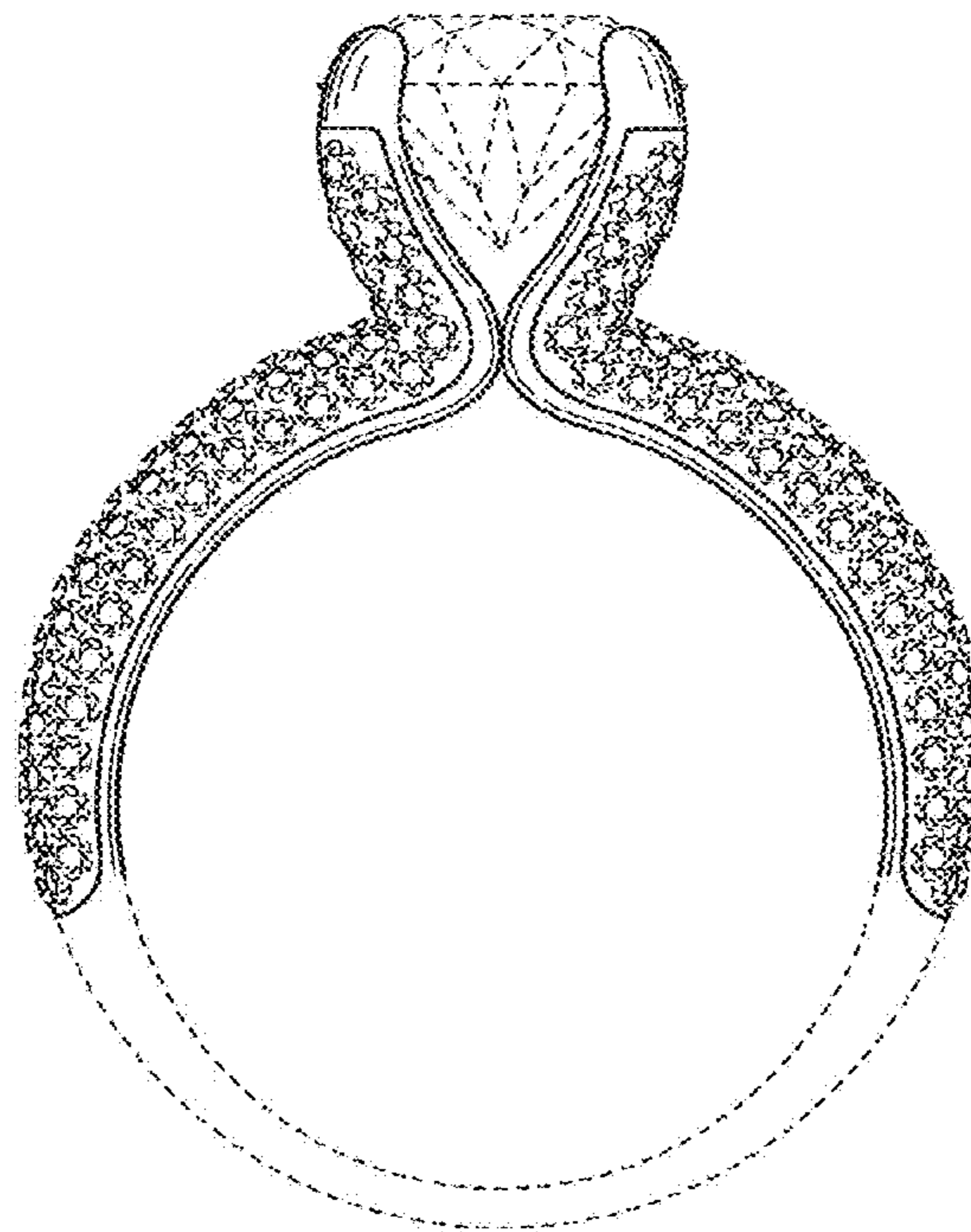


FIG. 2




FIG. 3

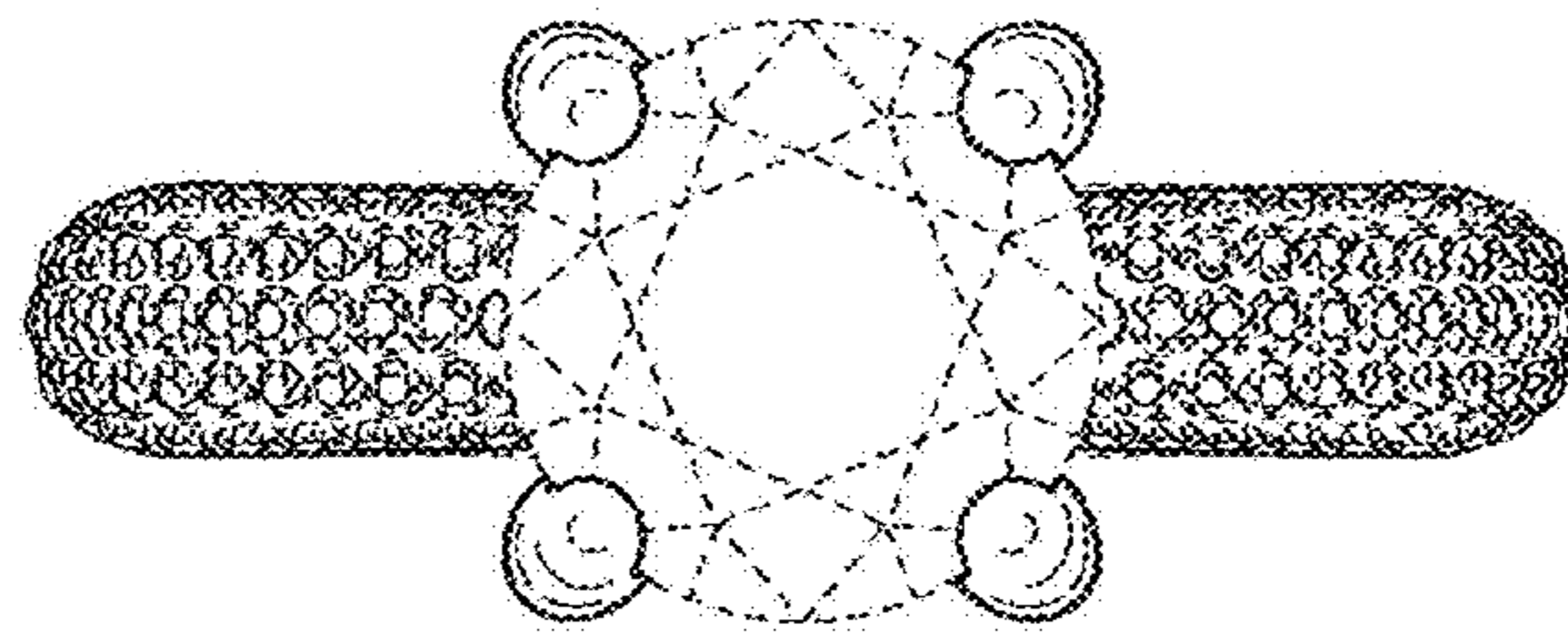


FIG. 4

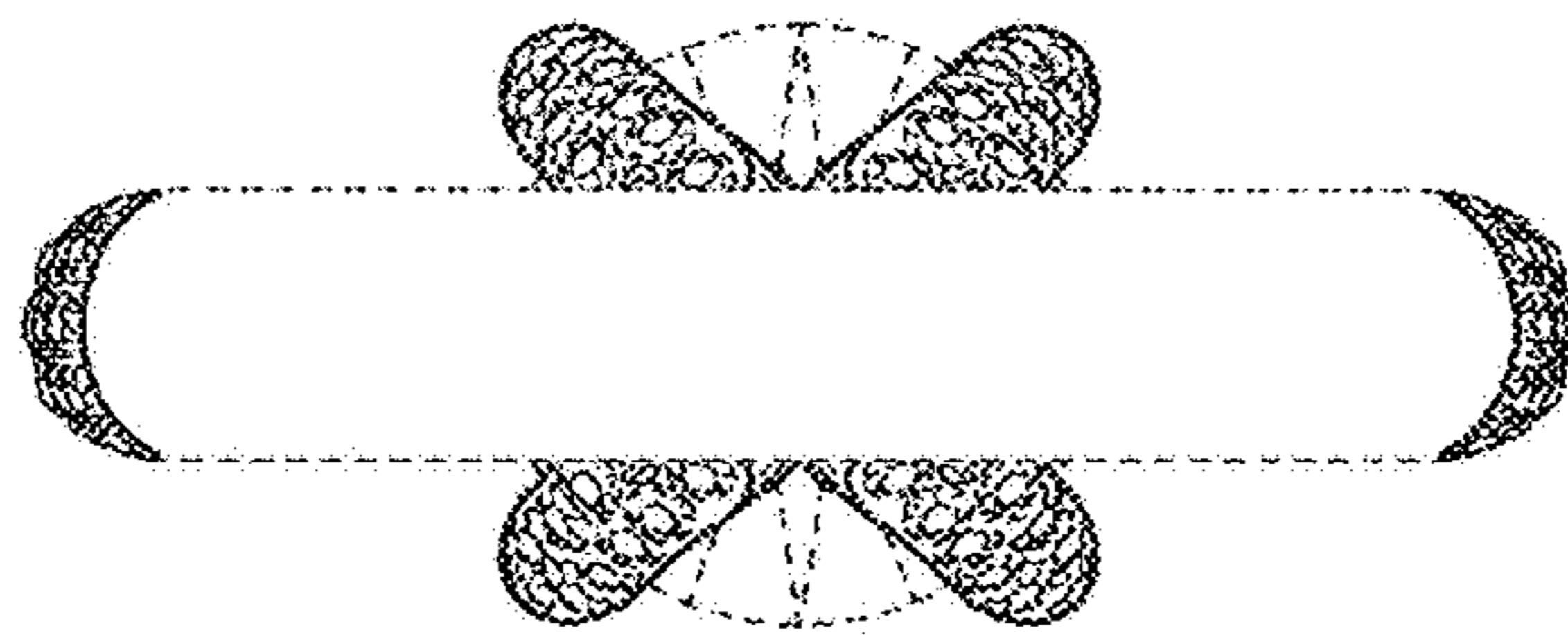


FIG. 5