



US00D718151S

(12) **United States Design Patent**
Gueit

(10) **Patent No.:** **US D718,151 S**
(45) **Date of Patent:** **** Nov. 25, 2014**

(54) **WATCH**

(71) Applicant: **Rolex Watch U.S.A., Inc.**, New York,
NY (US)

(72) Inventor: **Emmanuel Gueit**, Geneva (CH)

(73) Assignee: **Rolex Watch U.S.A., Inc.**, New York,
NY (US)

(**) Term: **14 Years**

(21) Appl. No.: **29/486,042**

(22) Filed: **Mar. 26, 2014**

(30) **Foreign Application Priority Data**

Dec. 20, 2013 (CH) 140343

(51) **LOC (10) Cl.** **10-02**

(52) **U.S. Cl.**
USPC **D10/32**

(58) **Field of Classification Search**
USPC D10/30-39, 122-126; 368/276, 281,
368/282, 285, 223, 228, 232; D11/3
See application file for complete search history.

(56) **References Cited**

U.S. PATENT DOCUMENTS

D55,520	S	*	6/1920	Marsh	D10/126
D131,628	S	*	3/1942	Heinmuller	D10/124
D195,421	S	*	6/1963	Huguenin	D10/39
3,901,023	A	*	8/1975	Uebelhardt	368/281
D326,821	S	*	6/1992	Wuest	D10/32
D326,823	S	*	6/1992	Wunderman	D10/32
D353,108	S	*	12/1994	Rabassa	D10/32
D360,141	S	*	7/1995	Scheufele	D10/32

D371,079	S	*	6/1996	Mijatovic	D10/39
D401,866	S	*	12/1998	Pandel	D10/32
D459,241	S	*	6/2002	Bodino	D10/32
D460,002	S	*	7/2002	Wunderman	D10/32
6,871,997	B2	*	3/2005	Hartmann et al.	368/295
D517,432	S	*	3/2006	Lauella	D10/39
D538,182	S	*	3/2007	Lalo	D10/32
D551,095	S	*	9/2007	Monachon	D10/32
D558,608	S	*	1/2008	Iff	D10/32
D578,903	S	*	10/2008	Calvani	D10/39
D588,475	S	*	3/2009	Calvani	D10/39
D604,654	S	*	11/2009	Calvani	D11/1
D608,223	S	*	1/2010	Salanitro	D10/38
D648,638	S	*	11/2011	Monachon	D10/39
D655,631	S	*	3/2012	Ruefenacht	D10/39
D664,879	S	*	8/2012	Behling	D10/126
D671,429	S	*	11/2012	Parmigiani	D10/38
D673,463	S	*	1/2013	Duport	D10/32
D679,201	S	*	4/2013	Jacquerye	D10/39
D702,135	S	*	4/2014	Loth et al.	D10/32
8,740,451	B2	*	6/2014	Gourdin	368/308

* cited by examiner

Primary Examiner — Lucy Lieberman

(74) *Attorney, Agent, or Firm* — Sughrue Mion, PLLC

(57) **CLAIM**

The ornamental design for a watch, as shown and described.

DESCRIPTION

FIG. 1 is a perspective view of the watch according to my new design;

FIG. 2 is a front view thereof;

FIG. 3 is a rear view thereof;

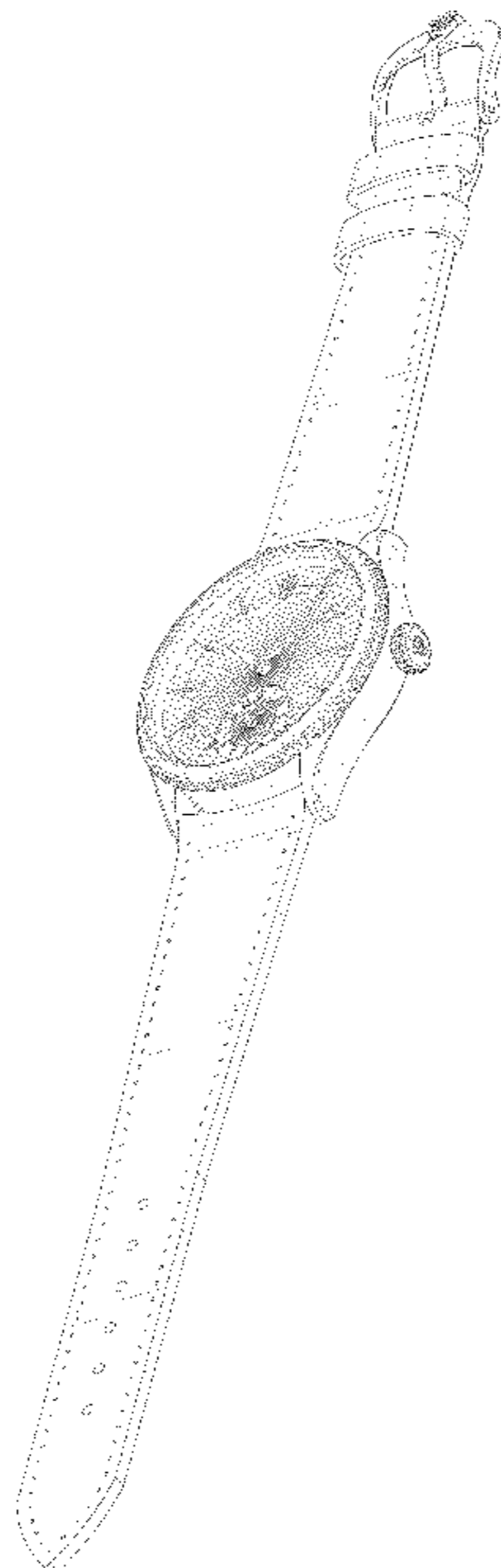
FIG. 4 is a first side view thereof;

FIG. 5 is a second side view thereof;

FIG. 6 is a first end view thereof; and,

FIG. 7 is a second end view thereof.

1 Claim, 4 Drawing Sheets






FIG. 1




FIG. 2

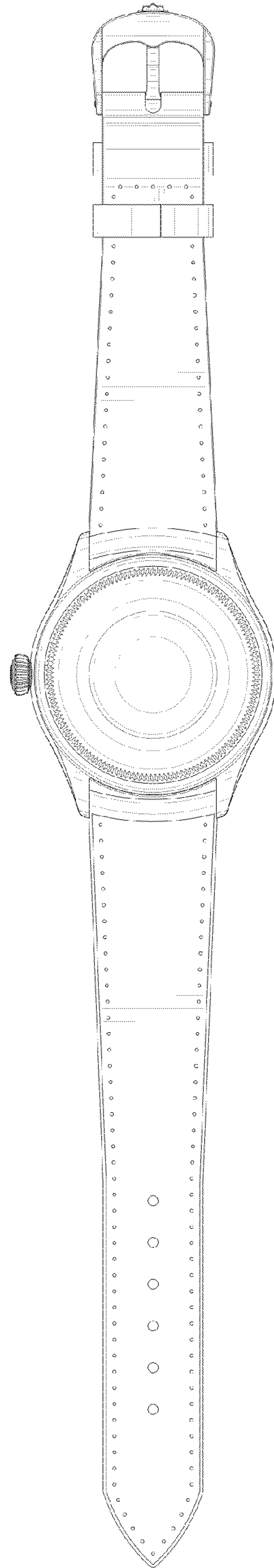


FIG. 3

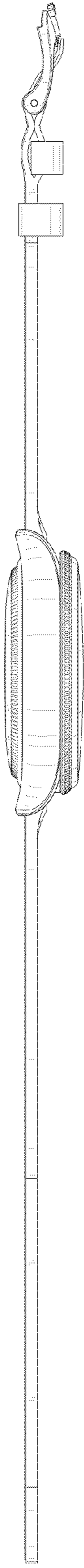


FIG. 4

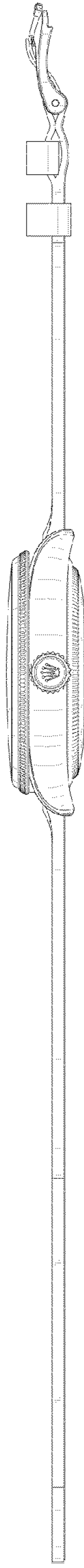


FIG. 5

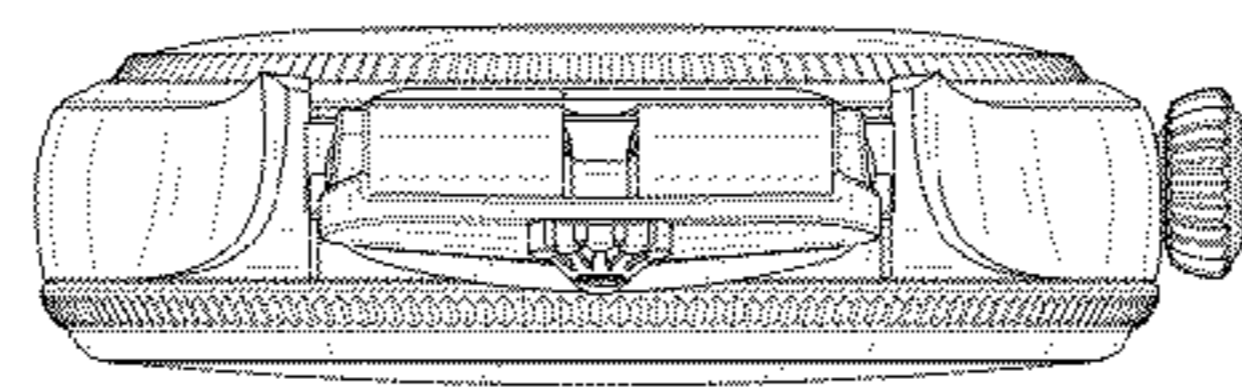


FIG. 6




FIG. 7