



US00D718145S

(12) **United States Design Patent**
Han et al.

(10) **Patent No.:** **US D718,145 S**
(45) **Date of Patent:** **** Nov. 25, 2014**

(54) **CAKE BOX**

(71) Applicant: **CJ Foodville Corp.**, Seoul (KR)

(72) Inventors: **Ga Young Han**, Seoul (KR); **Eun Sook Choi**, Seoul (KR)

(73) Assignee: **CJ Foodville Corp.**, Seoul (KR)

(**) Term: **14 Years**

(21) Appl. No.: **29/469,587**

(22) Filed: **Oct. 11, 2013**

(30) **Foreign Application Priority Data**

Oct. 1, 2013 (KR) 30-2013-0049731

(51) **LOC (10) Cl.** **09-01**

(52) **U.S. Cl.**
USPC **D9/636**; D9/617; D9/627; D9/432

(58) **Field of Classification Search**
USPC D9/600, 617, 621-622, 627, 636-637,
D9/414, 416, 418, 430-434; 206/494, 457,
206/527, 540, 830; 215/400; 220/260, 890;
229/108, 116.1, 116.2, 922
See application file for complete search history.

(56) **References Cited**

U.S. PATENT DOCUMENTS

| | | | | |
|--------------|--------|---------|-------|--------|
| D34,528 S * | 5/1901 | Myers | | D9/617 |
| D60,438 S * | 2/1922 | Anhouse | | D9/617 |
| D67,497 S * | 6/1925 | Crane | | D9/636 |
| D104,059 S * | 4/1937 | Bensel | | D9/636 |
| D172,425 S * | 6/1954 | Katz | | D9/636 |

| | | | | |
|---------------|---------|------------------|-------|------------|
| 3,534,899 A * | 10/1970 | Rinnosuke Suzuki | | 229/117.15 |
| | | et al. | | |
| D385,182 S * | 10/1997 | Haas et al. | | D9/637 |
| D447,686 S * | 9/2001 | Cattell et al. | | D9/417 |
| D490,703 S * | 6/2004 | Rusnock | | D9/416 |
| D589,346 S * | 3/2009 | Hall | | D9/432 |
| D604,606 S * | 11/2009 | Levin | | D9/432 |
| D671,421 S * | 11/2012 | Lee | | D9/432 |
| D678,778 S * | 3/2013 | Lee | | D9/622 |

* cited by examiner

Primary Examiner — Sandra Morris

(74) *Attorney, Agent, or Firm* — Leydig, Voit & Mayer

(57) **CLAIM**

The ornamental design for a cake box, as shown and described.

DESCRIPTION

The patent or application file contains at least one drawing executed in color. Copies of this patent or patent application publication with color drawing(s) will be provided by the Office upon request and payment of the necessary fee.

FIG. 1 is a perspective view of a cake box of the present invention.

FIG. 2 is a front elevational view thereof.

FIG. 3 is a rear elevational view thereof.

FIG. 4 is a left side elevational view thereof.

FIG. 5 is a right side elevational view thereof.

FIG. 6 is a top plan view thereof.

FIG. 7 is a bottom plan view thereof; and,

FIG. 8 is a perspective view thereof, showing the cake box in use.

1 Claim, 8 Drawing Sheets
(8 of 8 Drawing Sheet(s) Filed in Color)




FIG. 1



FIG. 2



FIG. 3




FIG. 4




FIG. 5




FIG. 6




FIG. 7




FIG. 8

