



US00D718123S

(12) **United States Design Patent**
Street et al.

(10) **Patent No.:** **US D718,123 S**
(45) **Date of Patent:** **** Nov. 25, 2014**

(54) **PACKAGE FOR OSTOMY BARRIER RING**

(71) Applicant: **Hollister Incorporated**, Libertyville, IL (US)

(72) Inventors: **Cale N. Street**, Grayslake, IL (US);
Russell J. Todd, Highland Park, IL (US);
Dion A. Jackson, Chicago, IL (US)

(73) Assignee: **Hollister Incorporated**, Libertyville, IL (US)

(**) Term: **14 Years**

(21) Appl. No.: **29/478,080**

(22) Filed: **Dec. 31, 2013**

(51) **LOC (10) Cl.** **09-03**

(52) **U.S. Cl.**
USPC **D9/423**

(58) **Field of Classification Search**
CPC G11B 33/0427; G11B 33/0422; G11B 33/045; G11B 33/0444; G11B 33/0494; G11B 33/0405; G11B 33/0411; G11B 33/0477; G11B 33/0466; G11B 23/0021; G11B 23/505; B65D 2543/00296; B65D 2543/00685; B65D 2543/00796; B65D 2543/00648; B65D 2543/00101; B65D 1/0223; B65D 51/24; B65D 5/4204; B65D 2575/586
USPC D9/414, 418, 420, 423, 424, 425, 426, D9/715, 721; D6/632, 634, 635; D24/121, D24/128; 206/308.1, 756, 769, 771; 604/338

See application file for complete search history.

(56) **References Cited**

U.S. PATENT DOCUMENTS

3,109,539 A * 11/1963 Turoff 206/310
3,949,872 A 4/1976 Paudras
D245,579 S * 8/1977 Jewell D9/420

D347,320 S * 5/1994 Du Corday D6/634
5,311,990 A 5/1994 Kalinski
D364,739 S * 12/1995 Okamoto et al. D3/263
5,634,559 A 6/1997 Foos et al.
D385,145 S 10/1997 VerWeyst et al.
5,713,463 A 2/1998 Lakoski et al.
5,775,536 A 7/1998 Lambelet, Jr. et al.
6,021,894 A 2/2000 Lakoski et al.
D421,856 S * 3/2000 Kirihara et al. D6/407
D438,418 S 3/2001 Myszka et al.
D444,984 S 7/2001 Myszka et al.
D445,289 S 7/2001 Myszka et al.
D452,628 S 1/2002 Stauffer

(Continued)

FOREIGN PATENT DOCUMENTS

FR 865932 10/1986
FR 974493 7/1997

Primary Examiner — Derrick Holland

Assistant Examiner — Lauren Calve

(74) *Attorney, Agent, or Firm* — Levenfeld Pearlstein, LLC

(57) **CLAIM**

The ornamental design for a package for ostomy barrier ring, as shown and described.

DESCRIPTION

FIG. 1 is a top, front perspective view of a package for ostomy barrier ring embodying our new design, shown in a closed position;

FIG. 2 is a top view thereof;

FIG. 3 is a bottom view thereof;

FIG. 4 is a left side view thereof;

FIG. 5 is a right side view thereof;

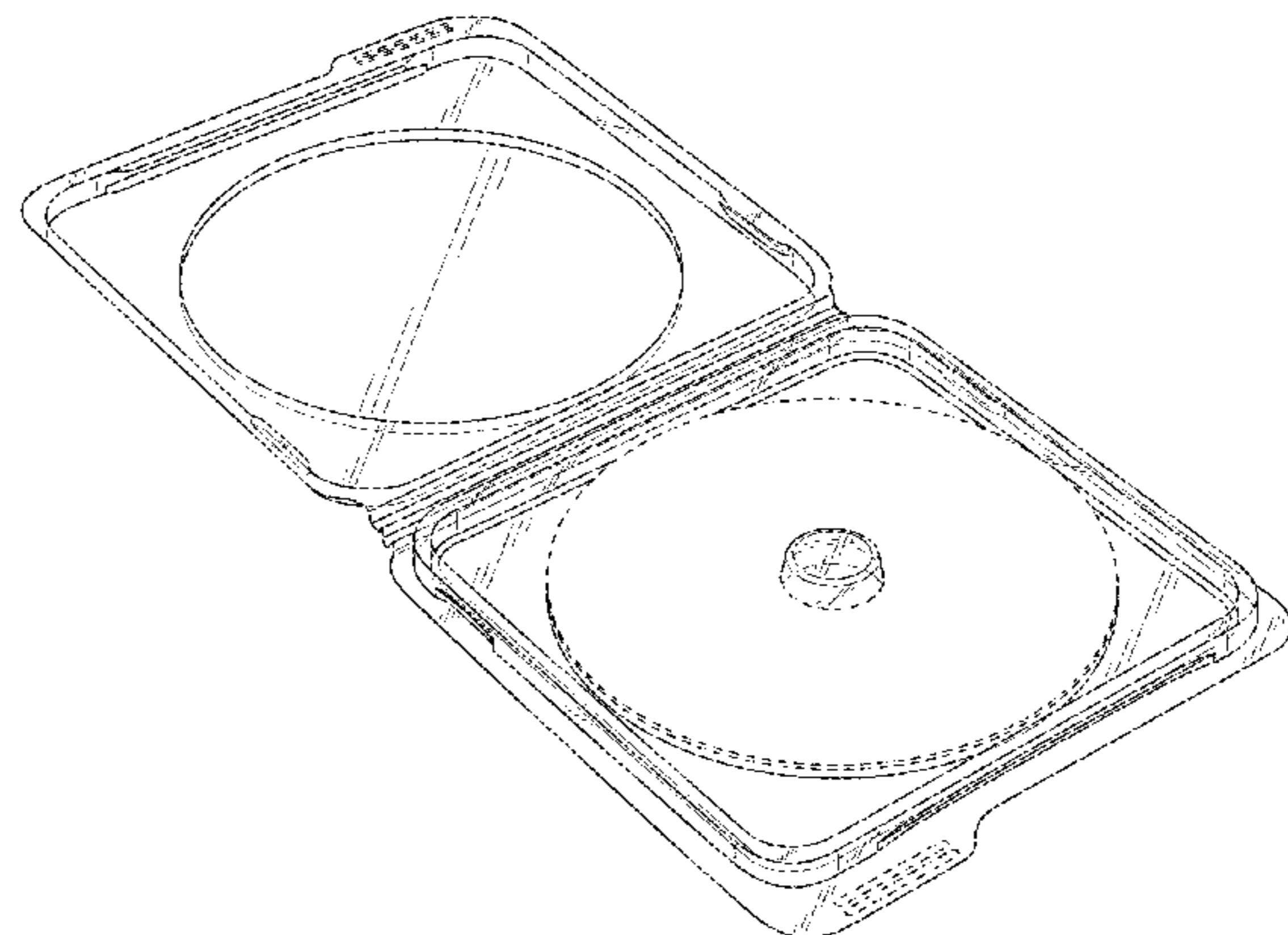
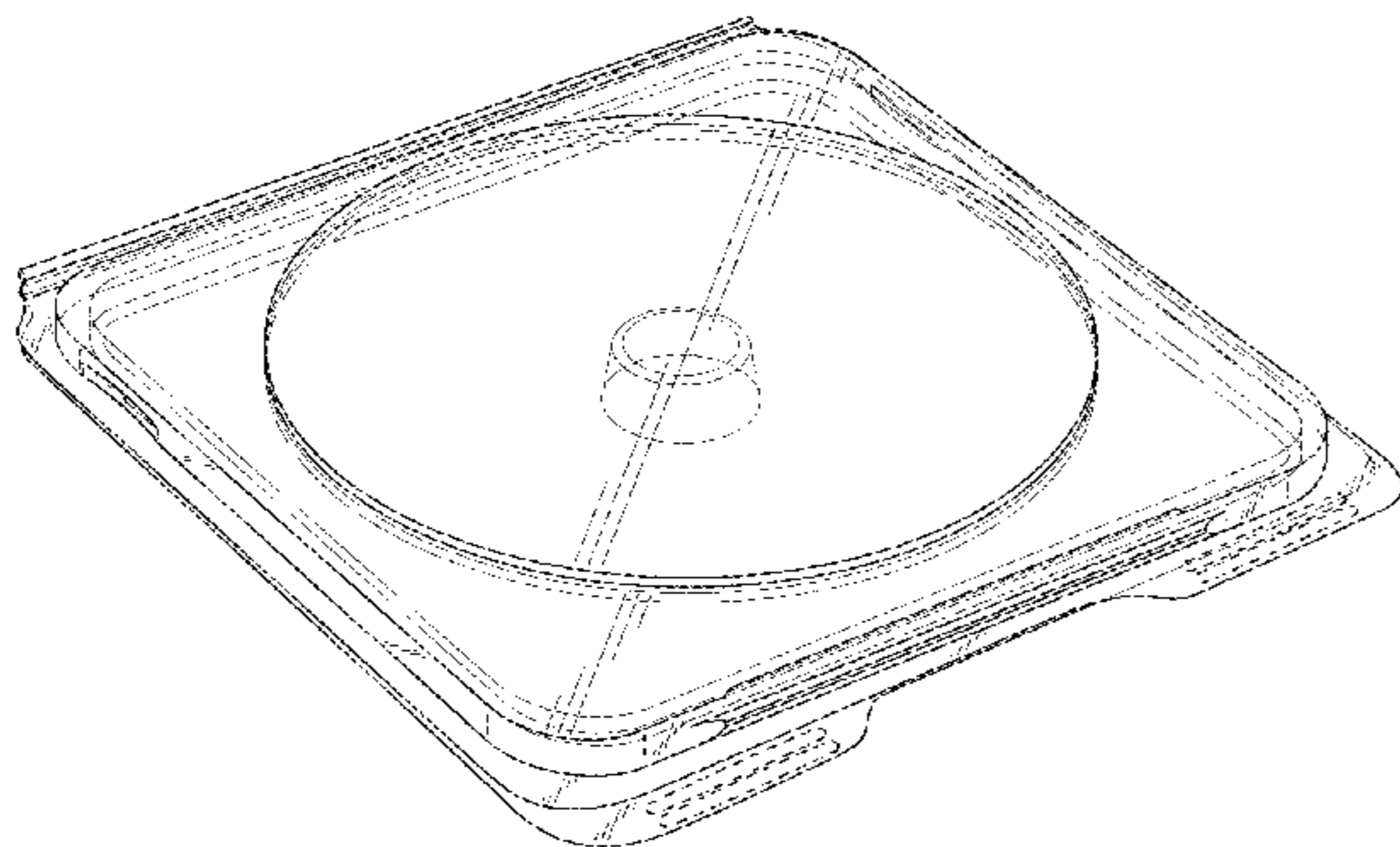
FIG. 6 is a rear view thereof;

FIG. 7 is a front view thereof; and,

FIG. 8 is a top, rear, environmental view thereof, shown in an open position.

The broken lines shown represent unclaimed subject matter and form no part of the claimed design.

1 Claim, 6 Drawing Sheets



(56)

References Cited

U.S. PATENT DOCUMENTS

D456,201 S	4/2002	Hummell et al.	D518,676 S	4/2006	Lee et al.
D468,199 S *	1/2003	Lambelet et al. D9/423	D603,697 S *	11/2009	Edwards et al. D9/425
6,540,078 B1	4/2003	Homent et al.	D641,580 S *	7/2011	Lau D6/634
6,991,100 B2 *	1/2006	Delaere et al. 206/308.1	D655,158 S *	3/2012	Drozek et al. D9/435
			2008/0245687 A1 *	10/2008	Gelardi 206/308.1
			2014/0163496 A1 *	6/2014	Grum-Schwensen et al. 604/338

* cited by examiner

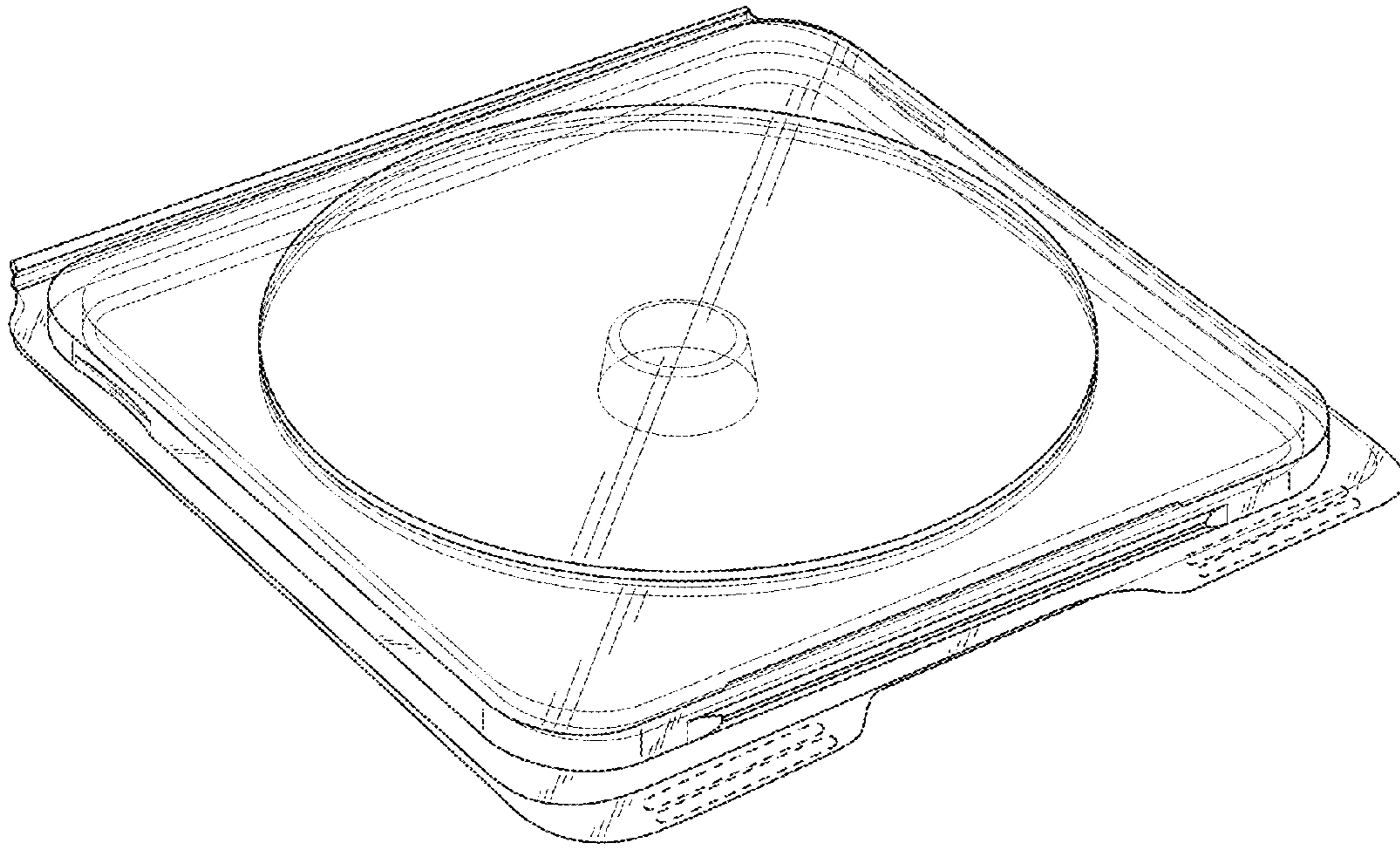


FIG. 1

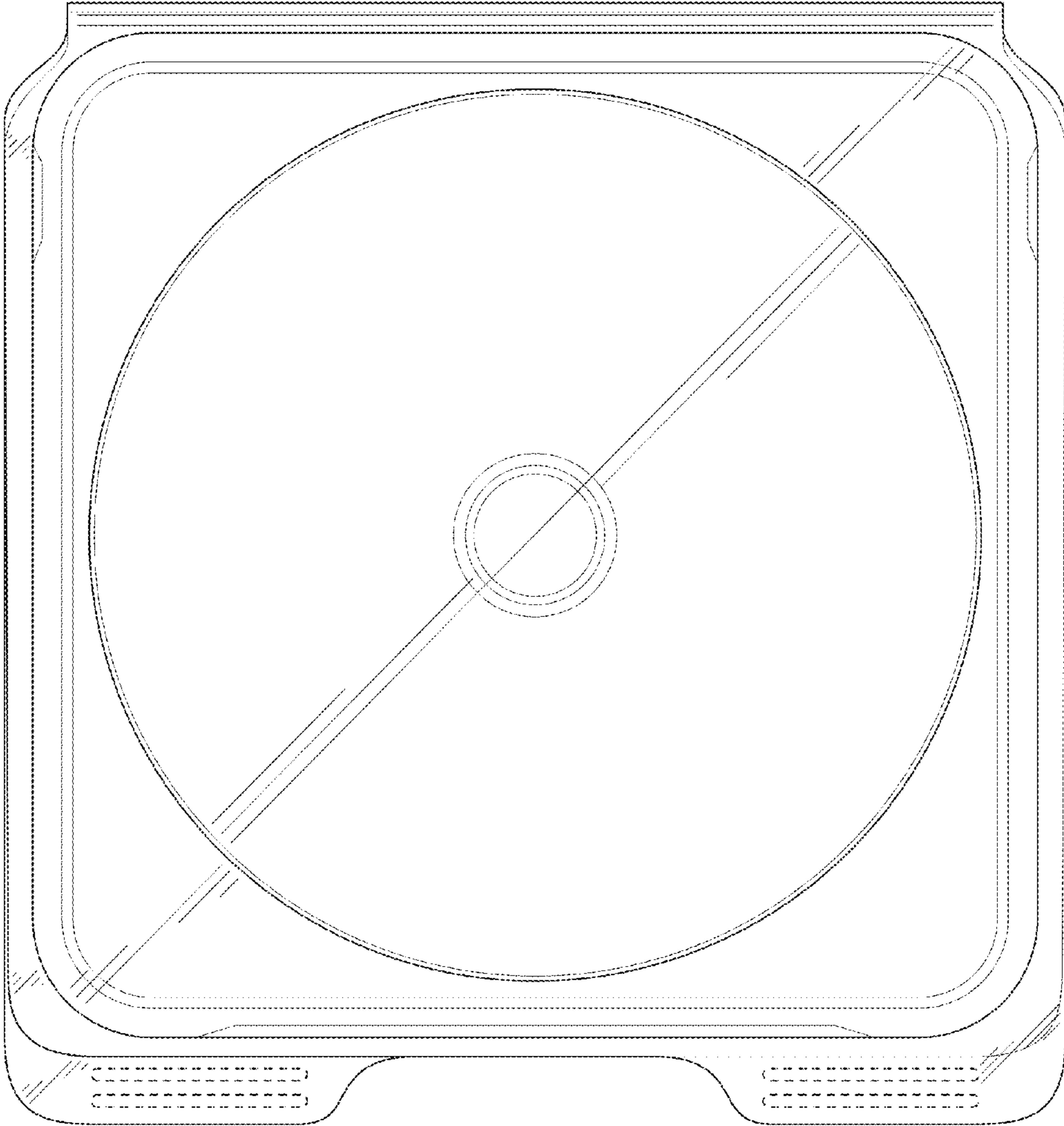


FIG. 2

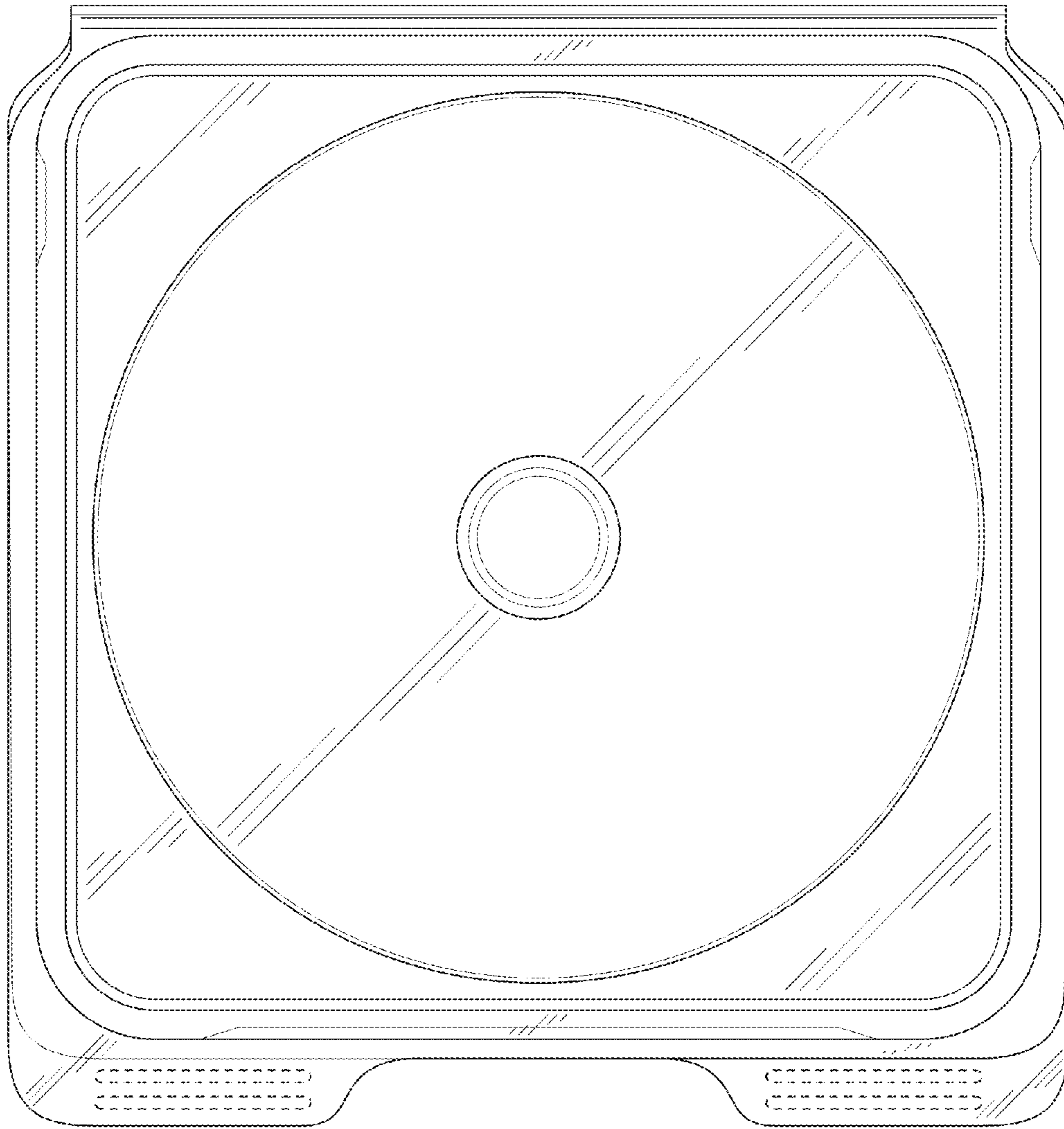


FIG. 3

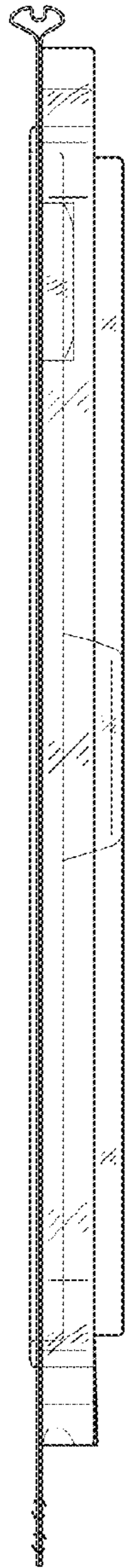


FIG. 4

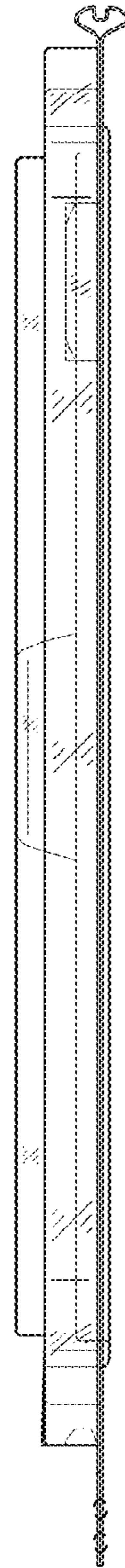


FIG. 5




FIG. 6




FIG. 7

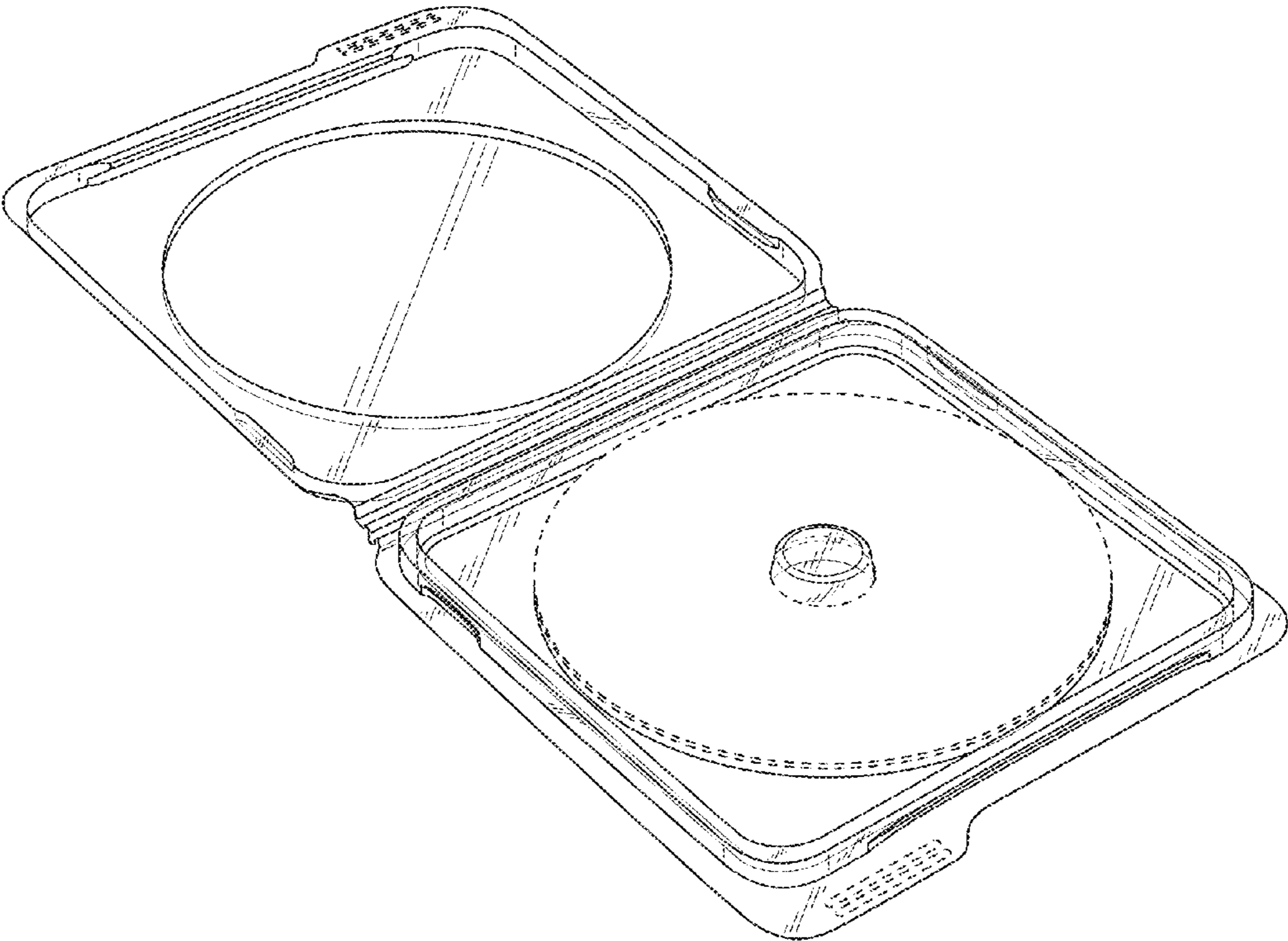


FIG. 8